



 徐工集团 · 臂架机械

QY60K

SYSTEMIC OPTIMATION & UPGRADE

最大起重能力
Max. Total Rated Lifting Load



60t

主臂最大起升高度
Full-extend Boom Lifting Height



42m

副臂最大起升高度
Full-extend Boom+Jib Lifting Height



58m



The Series of Construction Crane

- ☐ 全地面起重机 ☒ 汽车起重机 ☐ 履带式起重机
☐ All-Terrain Crane Series ☒ Truck Crane Series ☐ Crawler Crane Series

 徐州重型机械有限公司



QY60K 全液压汽车起重机



主臂起重性能表 Total rated lifting load for boom(表一 Table 1)

(全伸支腿6.7m、配重5.5吨) (Outrigger fully extend 6.7m; Counterweight 5.5t)

工作幅度 Working radius (m)	主 臂 Boom					
	不使用第五支腿、侧后方作业；使用第五支腿、360° 作业 Without 5th outrigger, boom over side or over rear; With 5th outrigger, 360° full swing					
	11.2m	15.05m	18.9m	26.6m	34.3m	42m
3	60000					
3.5	54000					
4	48000	40000	32000			
4.5	43800	36500	30000			
5	41000	34000	28000	21800		
5.5	38200	31500	26000	20500		
6	35000	30000	24800	20000		
6.5	28500	27500	22500	18800		
7	25500	25200	21000	17800	14000	
8	19200	18800	18500	15800	12500	
9	15500	15100	14500	14300	11500	8500
10		11800	12000	12800	10600	8000
12		7800	8050	9400	9000	6900
14			5500	6900	7500	6000
16			3800	5200	5800	5200
18				3900	4300	4600
20				2800	3400	3600
22				2100	2600	3000
24					2000	2400
26					1500	1800
28					1100	1400
30					800	1100
32						700
34						500
倍 率 Parts of line	12	8	7	4	3	2
二	0	50%	100%	100%	100%	100%
三	0	0	0	33%	66%	100%
四	0	0	0	33%	66%	100%
五	0	0	0	33%	66%	100%
主臂仰角 Boom angle	23°~69.4°	28.3°~71°	24°~75°	29.1°~77.2°	24.1°~78.2°	23.2°~78.5°



主臂起重性能表 Total rated lifting load for boom(表一 Table 1)

(半伸支腿5.3m、配重5.5吨) (Outrigger half extend 5.3m; Counterweight 5.5t)

工作幅度 Working radius (m)	主 臂 Boom					
	不使用第五支腿、侧后方作业；使用第五支腿、360° 作业 Without 5th outrigger, boom over side or over rear; With 5th outrigger, 360° full swing					
	11.2m	15.05m	18.9m	26.6m	34.3m	42m
3	60000					
3.5	54000					
4	48000	40000	32000			
4.5	43800	36500	30000			
5	35480	34000	28000	21800		
5.5	28600	27900	26000	20500		
6	23800	23100	22600	20000		
6.5	20200	19600	19000	18800		
7	17400	16800	16400	17800	14000	
8	13300	12800	12500	13700	12500	
9	10550	10100	9800	11000	11500	8500
10		8100	7800	9000	9600	8000
12		5400	5100	6200	6800	6900
14			3400	4400	5050	5300
16			2100	3200	3750	4000
18				2200	2800	3100
20				1500	2100	2400
22				980	1500	1800
24					1000	1300
26					650	980
28						600
倍 率 Parts of line	12	8	7	4	3	2
二	0	50%	100%	100%	100%	100%
三	0	0	0	33%	66%	100%
四	0	0	0	33%	66%	100%
五	0	0	0	33%	66%	100%
主臂仰角 Boom angle	23° ~69.4°	28.3° ~71°	24° ~75°	29.1° ~77.2°	24.1° ~78.2°	23.2° ~78.5°



注:

- ◆ 表中所列起重量是在平整坚固的地面上本起重机能够保证的最大起重量。
- ◆ 由于性能表是阶梯形的有级数值, 所以, 当实际工作幅度处于表中两个数值之间时, 应选择最接近的较大数值所对应的起重量。
- ◆ 起重臂的伸缩方式为顺序加同步的伸缩方式, 即伸臂时必须全伸二节臂后再伸三四节臂, 缩臂时将三四全缩后再缩二节臂。
- ◆ 表中所列额定起重量包括吊钩和吊具的重量。
- ◆ 表中的工作幅度是包括吊臂的变形量在内的实际值。
- ◆ 表中所列参数是指不带副臂时的额定起重量, 当主臂臂头装有副臂时, 主臂的额定起重量根据实际情况, 应减去2000kg。
- ◆ 主臂最大仰角、主臂最小仰角为理论计算值, 仅供参考; 主臂仰角为0°时, 主臂允许最大臂长为34m。
- ◆ 臂端单滑轮的起重性能同副臂0°安装角时的起重性能。
- ◆ 起重作业前, 必须完全支好支腿。

Notes:

- ◆ The total rated lifting load in the tables are the maximum lifting capacity when the crane is set up on level and firm ground.
- ◆ Because the table of total rated lifting load is step the data, so when the actual working radius is between the middle of two data, select the bigger and most near radius for the corresponding lifting load.
- ◆ The boom telescoping is sequence and synchronous, i.e. when extending, first extend fully the 2nd boom section, then the 3rd, 4th and 5th boom sections; when retracting, first retract the 3rd, 4th and 5th boom sections, then the 2nd boom section.
- ◆ The total rated lifting loads include the weight of hook block and slings.
- ◆ The working radii in the tables are the actual values including the deflection of boom under load.
- ◆ The total rated load in the table is the max. lifting capacity for the boom without jib, when jib is attached on boom head, 2000 kg should be reduced from the total rated load for boom.
- ◆ The boom angle is theoretical calculation and only for reference. When boom angle is at 0°, the maximum permissible boom length is 34m.
- ◆ The total rated lifting load for single top is the same as those for boom with jib at 0° offset.
- ◆ Outrigger must be set up before lifting operation.



副臂起重性能表 Total rated lifting load for jib (表二 Table 2)

(全伸支腿6.7m、配重5.5吨) (Outrigger fully extend 6.7m; Counterweight 5.5t)

不使用第五支腿, 侧后方作业; 使用第五支腿, 360° 作业 Without 5th outrigger, boom over side or over rear; With 5th outrigger, 360° full swing												
主臂仰角 Boom angle (°)	主臂(Boom)42m+副臂(Jib)8.5m						主臂(Boom)42m+副臂(Jib)15m					
	副臂安装角 (Jib offset) 0°		副臂安装角 (Jib offset) 15°		副臂安装角 (Jib offset) 30°		副臂安装角 (Jib offset) 0°		副臂安装角 (Jib offset) 15°		副臂安装角 (Jib offset) 30°	
	起重量 Lifting Load (kg)	起升高度 Lifting Height (m)	起重量 Lifting Load (kg)	起升高度 Lifting Height (m)	起重量 Lifting Load (kg)	起升高度 Lifting Height (m)	起重量 Lifting Load (kg)	起升高度 Lifting Height (m)	起重量 Lifting Load (kg)	起升高度 Lifting Height (m)	起重量 Lifting Load (kg)	起升高度 Lifting Height (m)
78°	4000	51.8	2700	50.9	2400	49.5	2500	57.9	1400	56.2	1100	53.7
75°	3600	51	2500	50	2300	48.5	2100	57	1250	55.2	1040	52.5
72°	3200	50.1	2300	49	2200	47.4	1800	56	1150	54	990	51.1
70°	2900	49.4	2200	48.2	2100	46.6	1700	55.2	1100	53.1	950	50.1
65°	2200	47.5	2000	46.2	1900	44.4	1400	53	900	50.6	750	47.4
60°	1650	45.2	1600	43.8	1500	41.9	1000	50.4	700	47.8	680	44.4
55°	1050	42.7	1000	41.1	900	39.1	650	47.5	500	44.6	450	41.1
50°	550	39.8	500	38.1	450	36						
吊钩重量 Hook block weight	100kg											



副臂起重性能表 Total rated lifting load for jib (表二 Table 2)

(半伸支腿5.3m、配重5.5吨) (Outrigger half extend 5.3m; Counterweight 5.5t)

不使用第五支腿, 侧后方作业; 使用第五支腿, 360° 作业 Without 5th outrigger, boom over side or over rear; With 5th outrigger, 360° full swing												
主臂仰角 Boom angle (°)	主臂(Boom)42m+副臂(Jib)8.5m						主臂(Boom)42m+副臂(Jib)15m					
	副臂安装角 (Jib offset) 0°		副臂安装角 (Jib offset) 15°		副臂安装角 (Jib offset) 30°		副臂安装角 (Jib offset) 0°		副臂安装角 (Jib offset) 15°		副臂安装角 (Jib offset) 30°	
	起重量 Lifting Load (kg)	起升高度 Lifting Height (m)	起重量 Lifting Load (kg)	起升高度 Lifting Height (m)	起重量 Lifting Load (kg)	起升高度 Lifting Height (m)	起重量 Lifting Load (kg)	起升高度 Lifting Height (m)	起重量 Lifting Load (kg)	起升高度 Lifting Height (m)	起重量 Lifting Load (kg)	起升高度 Lifting Height (m)
78°	4000	51.8	2700	50.9	2400	49.5	2500	57.9	1400	56.2	1100	53.7
75°	3600	51	2500	50	2300	48.5	2100	57	1250	55.2	1040	52.5
72°	3200	50.1	2300	49	2200	47.4	1800	56	1150	54	990	51.1
70°	2600	49.4	1900	48.2	1900	46.6	1600	55.2	1100	53.1	950	50.1
65°	1400	47.5	1300	46.2	1200	44.4	1200	53	780	50.6	700	47.4
60°	600	45.2	600	43.8	500	41.9	500	50.4	450	47.8	400	44.4
吊钩重量 Hook block weight	100kg											

注:

- ◆ 表中所列起重量是在平整坚固的地面上本起重机能够保证的最大起重量。
- ◆ 表中所列额定起重量包括吊钩和吊具的重量。
- ◆ 起重作业前, 必须按要求支好支腿。

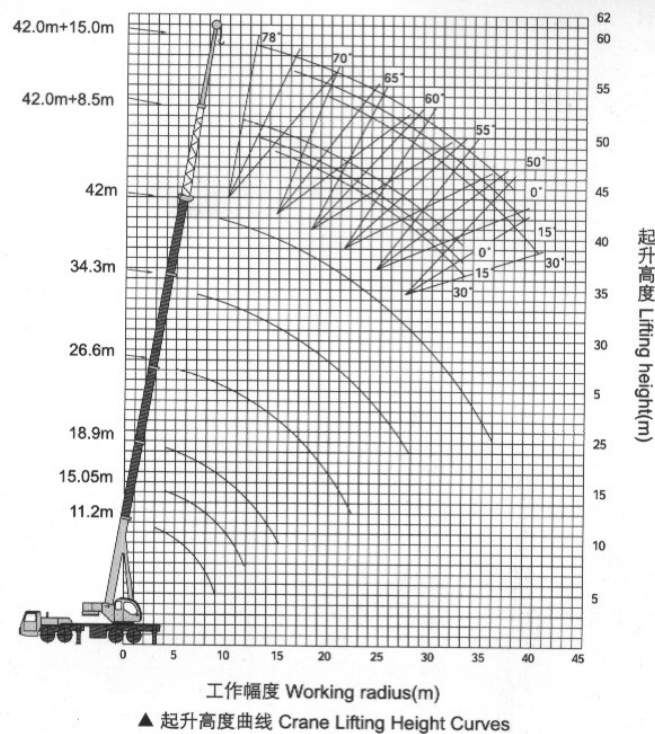
Notes:

- ◆ The total rated load in the tables is the max. lifting capacity for the crane set up on firm and level ground.
- ◆ The total rated load includes the weight of hook block and slings.
- ◆ Outrigger must be set up before lifting operation.

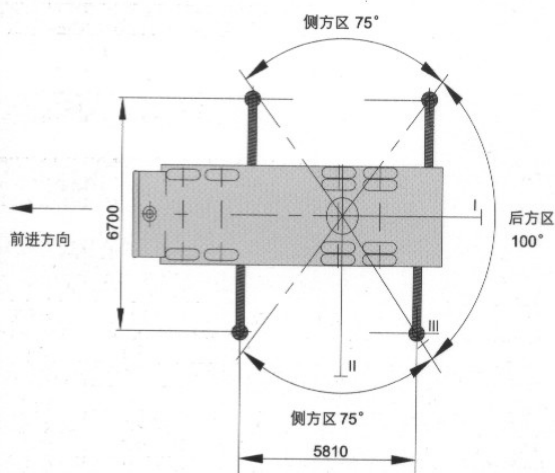


FULL HYDRAULIC TRUCK CRANE

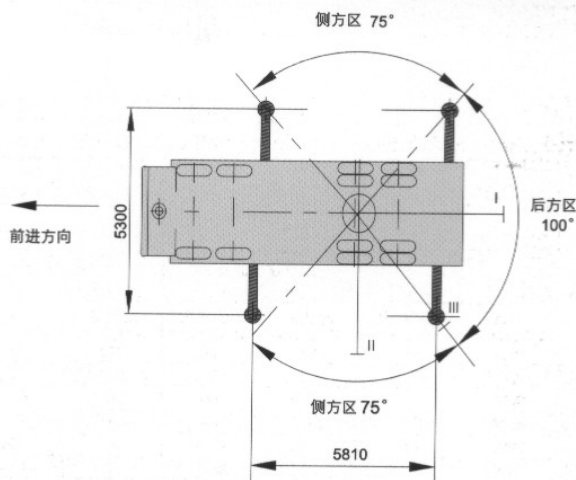
QY60K 起重机起升高度曲线图 QY60K Lifting height curves



QY60K 起重机工作区域划分图 QY60K Working area



▲ 工作区域划分图(全伸支腿)
Crane Working Area(Outrigger fully extending)




▲ 工作区域划分图(半伸支腿)
Crane Working Area(Outrigger half extending)

注：公司保留随技术改进而修改技术参数及零件的权利
All specifications are subject to technical modifications without notice



QY60K 全液压汽车起重机

外形尺寸 Dimensions



尺寸参数 Dimensions

整机全长 Overall length	13500mm
整机全宽 Overall width	2800mm
整机全高 Overall height	3510mm



重量参数 Weight

行驶状态整机自重 Dead weight in travel state	41000kg
轴荷 Axle load	
前轴 Front axle	15000kg
后轴 Rear axle	26000kg



动力参数 Power

发动机型号 Engine model	
发动机额定功率 Engine rated power	266/2200kW/(r/min)
发动机额定扭矩 Engine rated torque	1250/1500N.m/(r/min)
发动机额定转速 Engine rated speed	2200r/min



行驶参数 Travel

最高行驶速度 Max.travel speed	75km/h
最小转弯直径 Min.turning diameter	24m
最小离地间隙 Min.ground clearance	290mm
接近角 Approach angle	17.5°
离去角 Departure angle	12°
制动距离(车速为30km/h) Braking distance(travel speed at 30km/h)	< 10m
最大爬坡能力 Max.gradeability	40 %
百公里油耗 Fuel consumption of per 100km	45L



主要性能参数 Lifting performance

最大额定总起重量 Max.total rated lifting load	60t
最小额定幅度 Min.rated working radius	3m
转台尾部回转半径 Min.swing radius at counterweight tail	3550mm
最大起重力矩 Max.load moment	
基本臂 Base boom	2060kN.m
最长主臂 Fully-extended boom	824kN.m
支腿距离 Outrigger span	
纵向/横向 Longitudinal distance/Lateral distance	5.81/6.7m
起升高度 Lifting height	
基本臂 Base boom	11.2m
最长主臂 Fully-extended boom	42m
最长主臂 + 副臂 Fully-extended boom + Jib	58m
起重臂长度 Boom length	
基本臂 Base boom	11.5m
最长主臂 Fully-extended boom	42m
最长主臂 + 副臂 Fully-extended boom + Jib	57m



工作速度参数 Working speed

起重臂全程起臂 Boom raising	60s
起重臂伸缩时间 Boom telescoping time	
全伸/全缩 Full-extending/Full-retracting	150/100s
最大回转速度 Max.swing speed	2.0r/min
支腿伸缩时间 Outrigger extending and retracting time	
水平支腿同时伸/缩 Outrigger beam extending/retracting synchronously	30/20s
垂直支腿同时伸/缩 Outrigger jack extending/retracting synchronously	35/30s
起升速度(单绳) Hoisting speed(single line)	
主起升机构满载/空载 Main winch with full load/no load	75/130m/min
副起升机构满载/空载 Auxiliary winch with full load/no load	98/108m/min



QY60K FULL HYDRAULIC TRUCK CRANE

QY60K 全液压汽车起重机主要特点

- ◆ 整机外观造型和谐流畅，美观精致，上下车协调统一，实用和美观兼顾。
- ◆ 采用自制专用汽车起重机底盘，配置了大功率环保型发动机，大大提高了整机行驶性能。
- ◆ 广泛采用了国际化配套，钢材、关键液压元件采用国际一流配置，大大减轻了整机的重量，也提高了产品的可靠性。
- ◆ 起重性能优越，作业范围广泛。该产品具全伸和半伸支腿、臂端滑轮等多种工况，拓展了使用作业范围，其主要起重作业性能国类领先。
- ◆ 产品具有良好的操纵性能。采用电比例控制技术，由电液比例阀、回转缓冲阀、电控变量马达等国际先进元件组成的恒功率变量液压系统有效地提高了操作的平稳性和微动性。
- ◆ 采用国际上最新吊臂技术，全新设计的主臂系统使吊臂使用性能大大提升。采用流线型臂头结构，嵌入式滑块，有效增加吊臂搭接长度，减小吊臂下挠和旁弯。吊臂采用大圆角椭圆形截面，大大提升了吊臂的承载能力和减轻了吊臂重量，大大提高了整机的起重性能。
- ◆ 作业效率高：主起升采用双变量系统，可实现重载低速、轻载高速，节能高效，变幅、伸缩速度快，提高了作业效率。
- ◆ 完善的安全保护装置，配有全自动力矩限制器，过载和过卷保护装置，极大地提高了作业的安全性。
- ◆ 按人机工程学原理设计的两室，符合ISO标准，配有上、下车冷暖空调。驾驶室为豪华加宽型全头驾驶室，宽敞舒适，配有减震可调式司机座椅，可有效降低或抵消有害震动，减轻疲劳。操纵室为右侧安置式，大圆弧流线型造型，配有液晶显示监控器，各种作业状态一目了然。

QY60K FULL HYDRAULIC TRUCK CRANE

- ◆ Whole machine appearance is harmony and smooth, beautiful and fine, unification of upper and lower, and both practical and good looking.
- ◆ Self-made special truck crane chassis with strong power engine of environmental protection greatly improved overall travel performance.
- ◆ Extensive adoption of international purchased parts, steel and key hydraulic components are from international first class manufacturer, disposition, greatly reduced crane overall weight and raised the reliability of product.
- ◆ Superior lifting performance and wide application. The crane has various operating modes such as fully/half outrigger and single top, etc., which extend the use of crane operation, and the lifting performance is advanced in domestic industry.
- ◆ Good control performance. Adoption of electronic proportional control technology and the constant power variable displacement hydraulic system formed by the international advanced components such as electro-hydraulic proportion valve, swing buffer valve and electronic-controlled variable displacement motor efficiently improved operation stability and fine motion.
- ◆ World advanced boom technology. The newly designed boom system greatly improves crane lifting performance. With streamlined boom head and built-in slider efficiently increase boom section joint length and reduce boom lower deflection and side bending. The all-round oviform boom profile promotes boom load bearing capacity and reduces boom dead weight, and greatly enhances overall lifting performance.
- ◆ High work efficiency. The main winch uses dual variable displacement system to realize low speed for heavy duty and high speed for light duty, energy saving and high efficiency, and quick elevating and telescoping mechanisms improve work efficiency.
- ◆ Well-equipped safety protection device. The crane is equipped with automatic load moment limiter, overload and overwinding cutout device, which have raised the safety for crane operation.
- ◆ Ergonomically designed two cabs are accord with ISO standard, and air-conditioner in crane superstructure and carrier. The driver's cab is luxury full-width cab, spacious and comfortable, equipped with shock-absorption adjustable seat for reducing harmful shake and easing driver's tiredness. The operator's cab is mounted at right side, all-round streamlined shape, and equipped with LC display monitor for a clear glance of all operation.



徐工集团徐州重型机械有限公司

地址：中国江苏徐州市铜山路165号

Add: No.165 Tongshan Road Xuzhou Jiangsu China

电话(Tel): 0516-83462242 83462350

传真(Fax): 0516-83461669

邮编(Post Code): 221004

网址(URL): <http://www.xzxx.com.cn>

E-mail: yx@xzxx.com.cn

服务电话(Service Tel): 0516-83461183

服务传真(Service Fax): 0516-83461180

质量监督电话(Quality Inquiry Tel): 0516-87888268

备件电话(Spare Parts Tel): 0516-83461542



3C强制性产品认证证书 职业安全健康管理体系认证证书 环境管理体系认证证书

国家一级企业证书 ISO9001质量体系认证证书 ISO10012计量体系认证证书