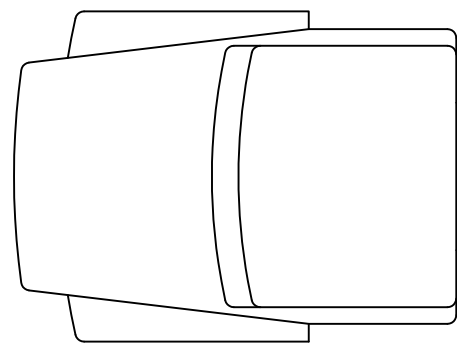




SWING IS APPROX.  
375° ROTATION  
NON-CONTINUOUS  
ON OUTRIGGERS WITH  
ROTATION LIMITER

OR

360° ROTATION  
CONTINUOUS ON  
OUTRIGGERS WITH  
SWIVEL COUPLING

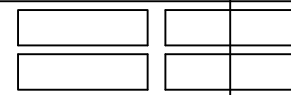
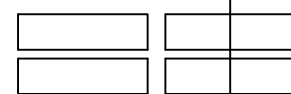


CL

ROTATION

AREAS OF OPERATION

360°



CL

REAR AXLE

BOOM

1702629