



TEUPEN[®]
...access redefined



4EO SERIES
...performance and safety

LEO SERIES



ACCESS REDEFINED

On jobsites with limited access or floor load restrictions, the Teupen LEO Series provides the most efficient height access solution in the industry. With their compact design the lifts pass through standard doors and narrow entrances and reach working heights up to 50 meters.

With a Teupen LEO you can complete jobs safer, quicker and more efficiently while minimizing overhead costs.



THE TEUPEN TRACK DESIGN

With excellent weight distribution under the rubber tracks, the LEO series allows access to areas with floor load restrictions or sensitive surfaces. On non-marking rubber tracks the LEO arrives at jobsites like atriums, hotel lobbies, airport terminals, churches, auditoriums or museums without damage or leaving any trace.

WE OFFER YOU MORE THAN JUST HEIGHT

MANEUVERABLE

Indoors or outdoors - the track system allows you to easily and precisely position the lift through narrow alleys and around obstacles



AGILE

The LEO is capable of climbing grades and even stairs or of driving alongside slopes to get you to your jobsite safely and quickly.

ALL-TERRAIN

For rough terrain the adjustable track system offers more ground clearance and fully utilizes the powerful combination of the LEO'S maneuverability and gradeability.



LEO SERIES

STRONG FOUNDATION

The LEO can be set up at the most complicated locations and on uneven surfaces using its automatic multi-position-multi-level stabiliser leveling and safety system. In the robust stabilisers several safety systems constantly monitor all setup functions and the ground pressure directly in the stabiliser plate.



CONFIDENCE AND SAFETY AT HEIGHT



OUTSTANDING PERFORMANCE


With exceptional far up and over reach you can now safely work in confined areas and eliminate the need for unsafe alternatives. The Teupen LEO Series can reach heights between 13 and 50 meters.



LEO SERIES

RIGID BOOMS, PRECISE POSITIONING AND CONTROL

Larger boom knuckle assemblies, an innovative, stronger boom design with a maximum of one articulation, wider slew ring assemblies and the patented "Fuzzy" electro-proportional control logic are features that provide the unrivalled smooth, stable and precise lift operation of the LEO Series.



DRIVING SAFETY

The height and width adjustable track system allows narrowing and lowering the machine for passing entrances or widening the track footprint for more ground clearance and traction for driving alongside slopes or in terrain.



EASY, SAFE AND EFFICIENT



EASY & INNOVATIVE CONTROLS

Clearly arranged cable or radio control boxes with colour coded functions and a minimal amount of joysticks for the lift operation supports intuitive and safe handling even for inexperienced users.

COST EFFECTIVE

An investment that really pays off: compact like a scissor lift, light like a trailer and more versatile than a bulky boom lift, the LEO is the ultimate tool for height access combining the benefits of all other alternatives.



VALUE

Teupen lifts are built to work and earn you money for a long time. They retain their value and are popular in the industry - a higher resale value further reduces your total cost of ownership.

LEO SERIES



LEO 13 GT
High performance and affordable
The ideal tool for indoor applications



LEO 15 GT plus
Compact and dynamic
In application worldwide



LEO 18 GT
Robust and reliable
Proven in challenging tasks



LEO 18 GT plus
The plus in performance
More height, reach and flexibility



LEO 23 GT
Slim and flexible
Ideal for quick and challenging applications



LEO 25 T
Powerful and versatile
High utilization and great to rent



LEO 25 T plus
The plus for a better performance
For the combined indoor - and outdoor operations



LEO 30 T
Proven and reliable
A standard in every rental fleet



LEO 36 T
Mobile and sturdy
Meeting every challenge



LEO 40 GTX
Resilient and dynamic
Intelligent, compact and efficient



LEO 50 GT
The two big ones...
For applications up to 50 meters



LEO 50 GTX
Strong and solid
Including additional basket capacity

Experience the new world of the LEO Series.
Innovative aerial access combined with
high-performance technology. Simple, safe,
and dependable...

LEO SERIES

Discover the LEO Series' new technology

A vast world, from 13 to 50 meters, is now reachable with the LEO Series. The breadth of applications addressed by these machines is enormous. A wide variety of options can be added to the standard configuration to tailor each machine.

The compact travelling height and width optimizes the machines ability to access even the toughest jobsites. Faced with either a single or double standard doorway, passing through is not a problem for the right LEO machine.

Simple controls and easy handling are attractive features for both operators and rental companies. All operational functions can be centrally controlled while in the basket.

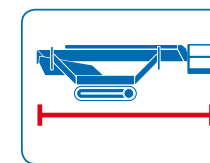
Only Teupen offers users its patented height and width adjustable track chassis. With it, you can drive quickly and safely around varied jobsites.

The patented track profile on the LEO Series is produced exclusively for Teupen. This technology was designed to guarantee the best weight distribution for both interior and exterior applications.

The 4th generation Fuzzy control technology is a standard feature on almost all models. It provides users with smooth and reliable operation.

All machines in the LEO Series include an automatic outrigger leveling system. Varied outrigger heights are not a problem.

All measurements are rounded.



Transport length




Gross weight



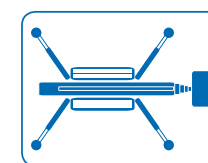
Grade limits
Specified in ° and %



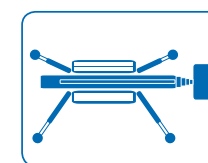
Slope Angle
Specified in ° and %



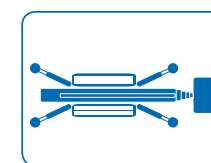
Automatic outrigger leveling



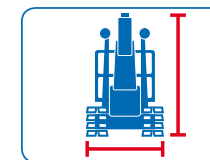
Outrigger footprint
max. / min.



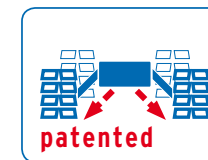
Outrigger footprint
max. / min.
One side narrow



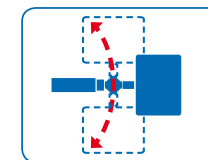
Outrigger footprint
max. / min.
Both sides narrow



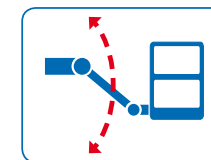
Transport width / height



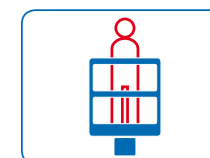
Track chassis - adjustable
Height / and width



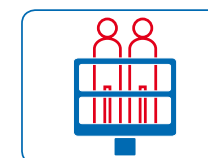
Basket rotation
180°



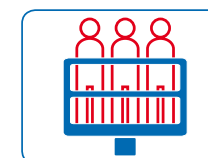
Movable jib



Maximum basket load
80 kg



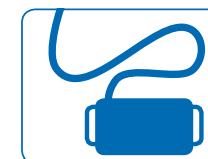
Maximum basket load
200 kg



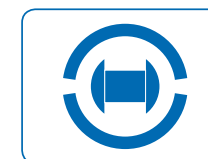
Maximum basket load
400 kg




Wireless remote control



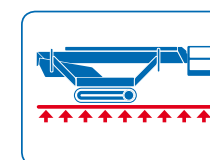
Cable remote control



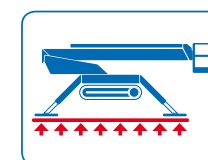
Electric motor



Diesel motor

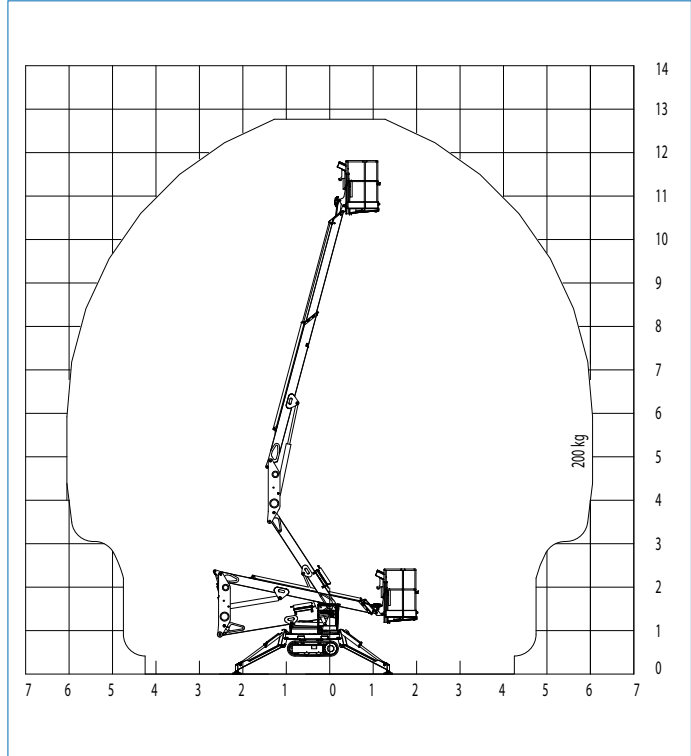


Live load
in travel mode



Live load
in working position

High performance and inexpensive
The ideal tool for contractors

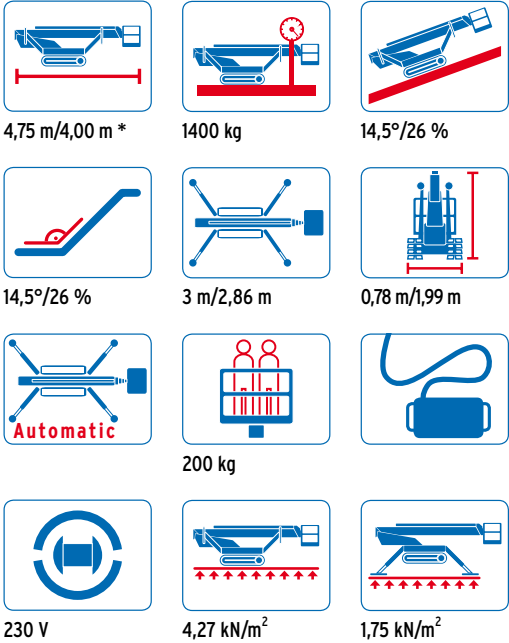


Working envelope We reserve the right to make technical alterations

This investment really pays off. You always have the right machine for a quick and efficient application. In its height segment, the new machine design of the LE013GT delivers outstanding performance and it's new control concept optimal handling. Simply cost effective – the price-performance ratio of the LE013GT is spectacular.

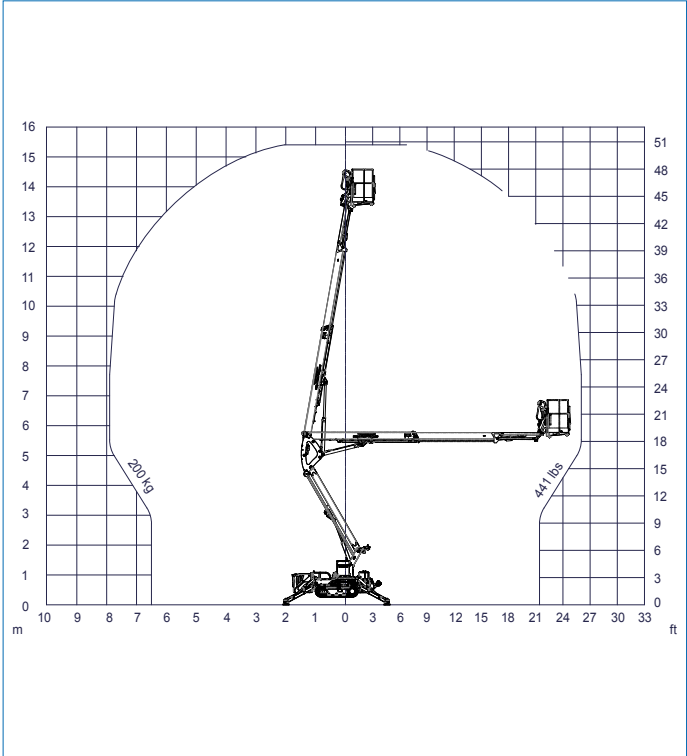


LE013GT



*Minimal length, overall without basket

Compact and dynamic
In application worldwide

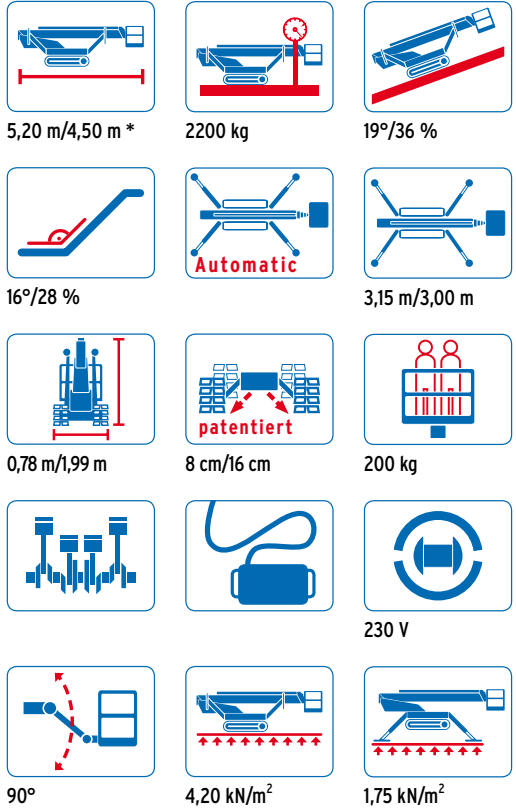


Working envelope We reserve the right to make technical alterations

Perfect in every tight spot, inside and outside, this is the strength of the new LE015GTplus. The new jib arm feature offers the highest possible versatility in all areas of application. The perfected boom and stabiliser design provide the “plus” in performance: LE015GTplus has an outstanding working height and side reach. The easy handling is also a benefit making the machine attractive for both, rental companies and operators.



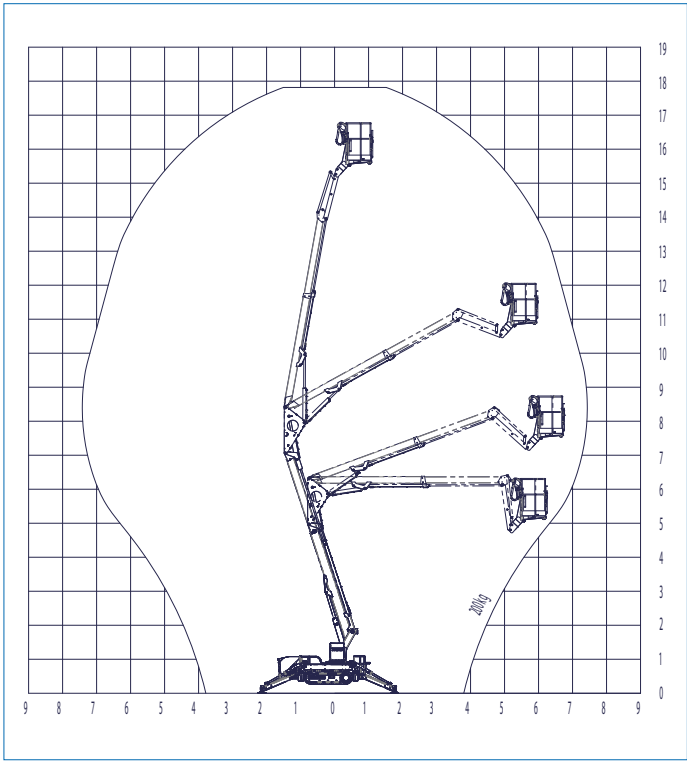
LE015GTplus



*Minimal length, overall without basket

Robust and reliable

Proven in challenging tasks

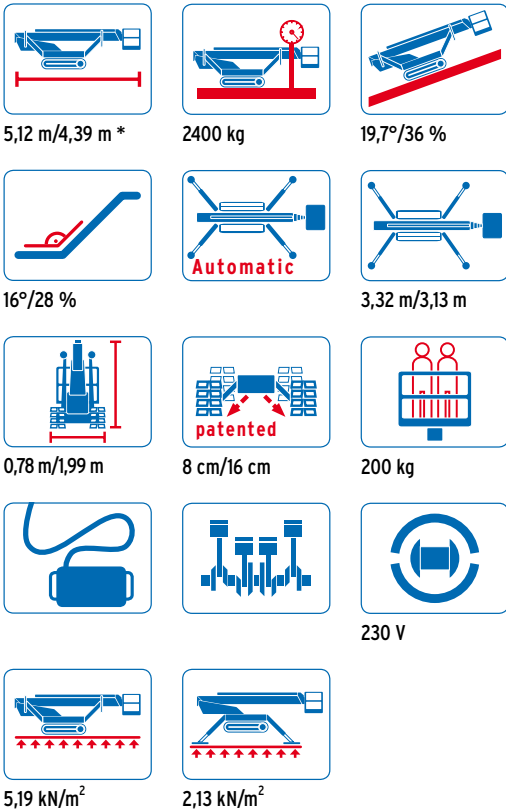


Working envelope We reserve the right to make technical alterations

The LE0 18 GT is the standard machine for a variety of different tasks in complicated and hard-to-reach jobsites. Minimum transport dimensions and low weight allow access to narrow indoor spaces without damaging delicate floors. With its powerful track drive it climbs slopes and even stairs up to 28% inclination and easily drives through rough terrain.



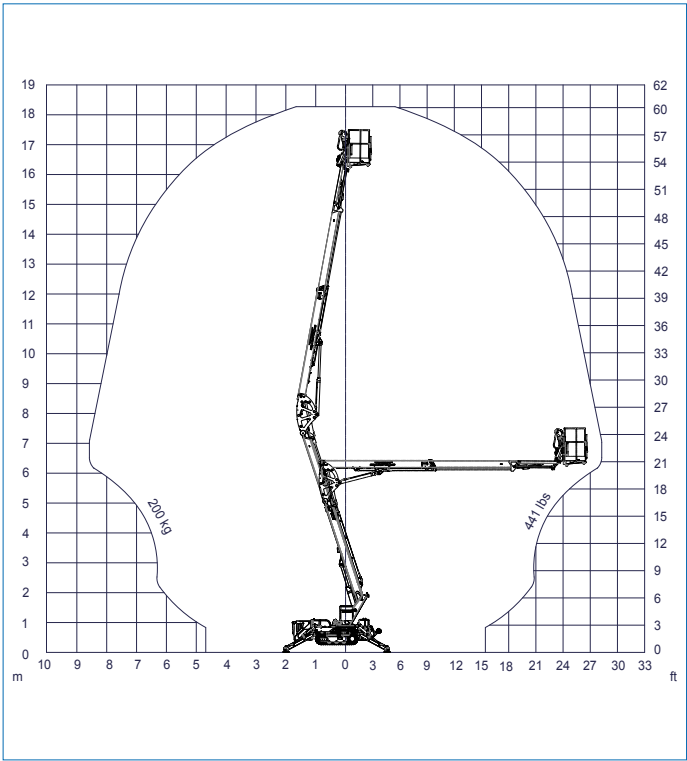
LE0 18 GT



*Minimal length, overall without basket

The plus in performance

More height, reach and flexibility



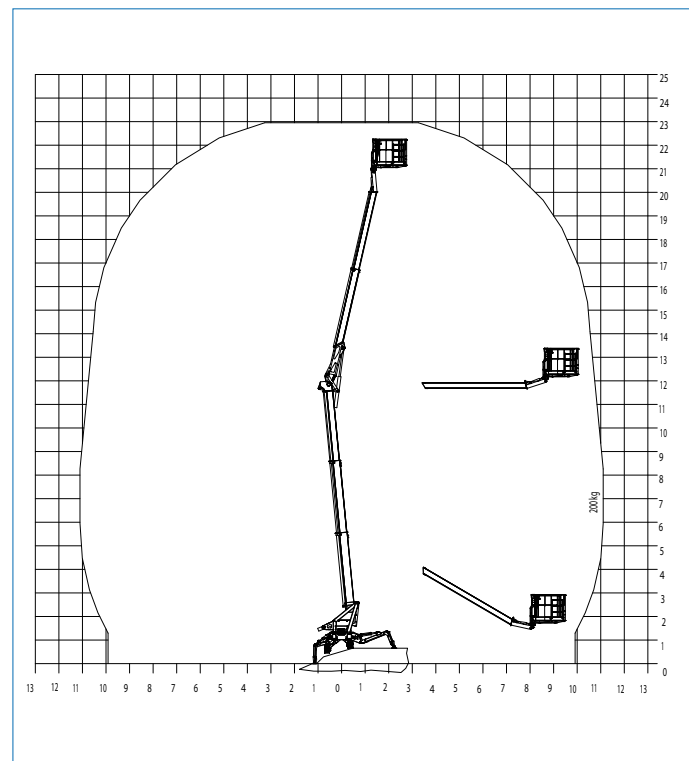
Working envelope We reserve the right to make technical alterations

For ultimate reach and working range combined with a maximum in versatility the new LE018GTplus offers additional working height, side reach and up and over clearance. The new jib arm adds extra versatility for smooth and precise basket positioning.



Slim and nimble

Ideal for quick and efficient applications



Working envelope






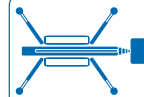
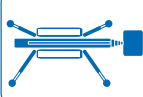
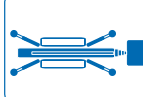
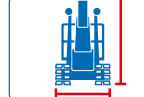


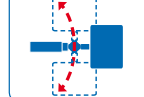



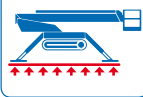

We reserve the right to make technical alterations

The LEO 23 GT especially suited for jobsites that provide little space and require great working heights. Particularly in seemingly inaccessible spaces, the LEO 23 GT proves its strengths.

The variable and quick multi-position outrigger system, the 180° rotatable basket and the flexible articulated and telescopic boom are ideal for quick and efficient applications.

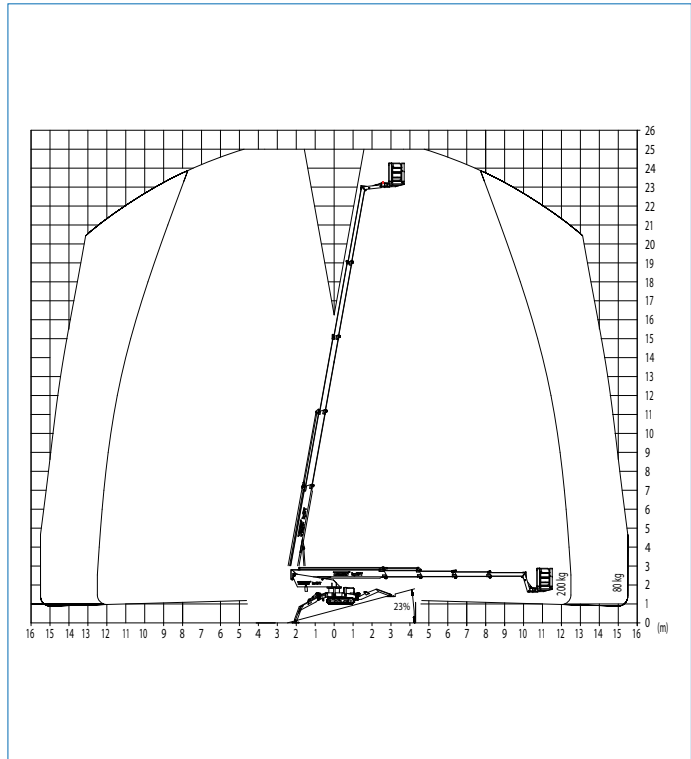


LEO 23 GT

		
6,20 m	3100 kg	16,7°/30 %
		
15,5°/27 %	Automatic	4,65 m/4,3 m
		
3,65 m/3,4 m	2,65 m/2,5 m	0,98 m/1,97 m
		
23 cm/45 cm	200 kg	180°
		
		230 V
		
1,9 kN/m ²	3,4 kN/m ²	



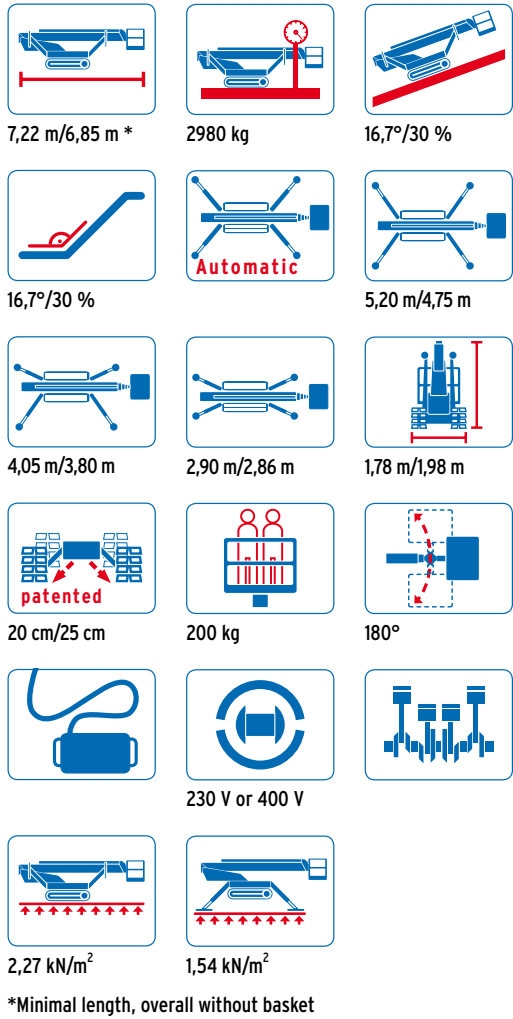
Powerful and versatile
With high usage value and great rentability



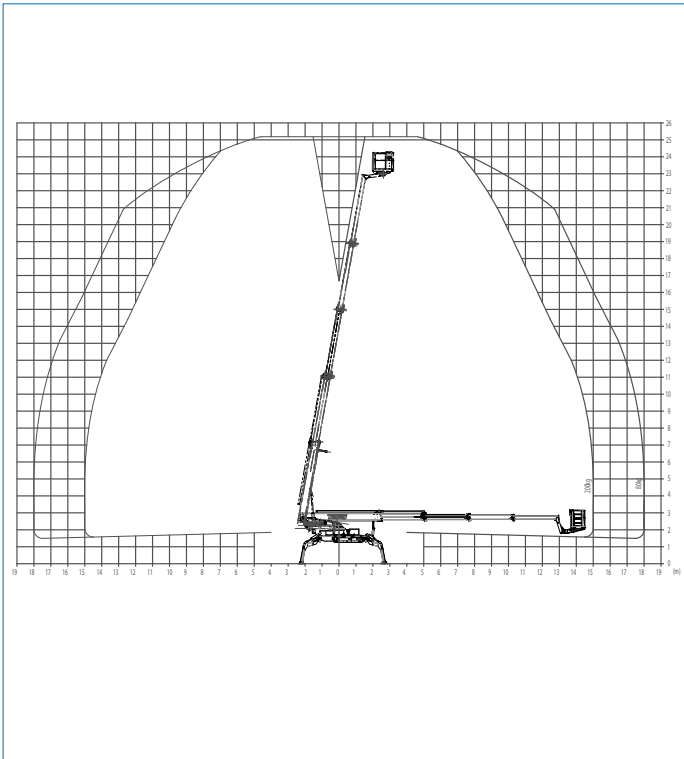
Working envelope We reserve the right to make technical alterations

Because of its enormous lateral reach, the LEO 25 T is the ideal machine for outside and tree care applications. With three different outrigger setup possibilities, you will easily find the optimal working position.

LEO 25 T



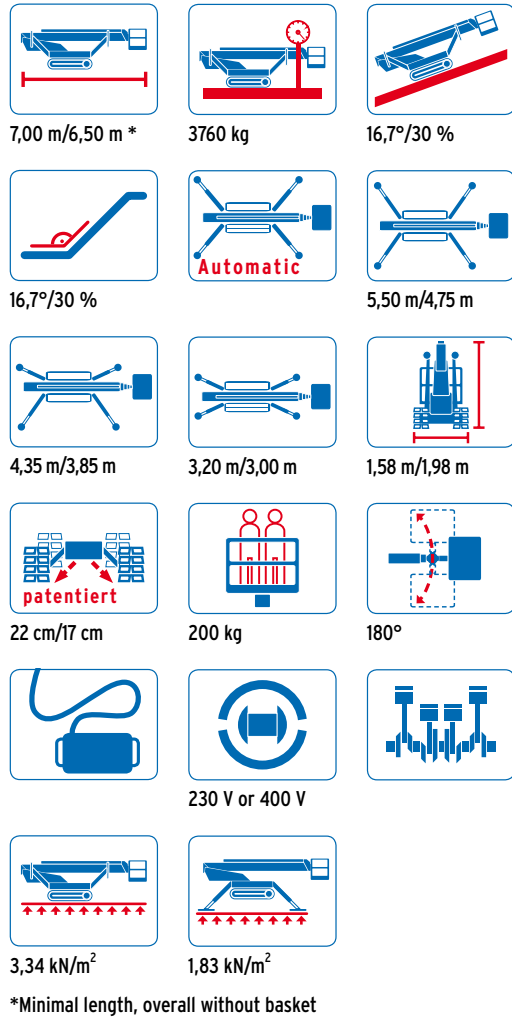
The plus for a better performance
For the combined indoor - and outdoor operations



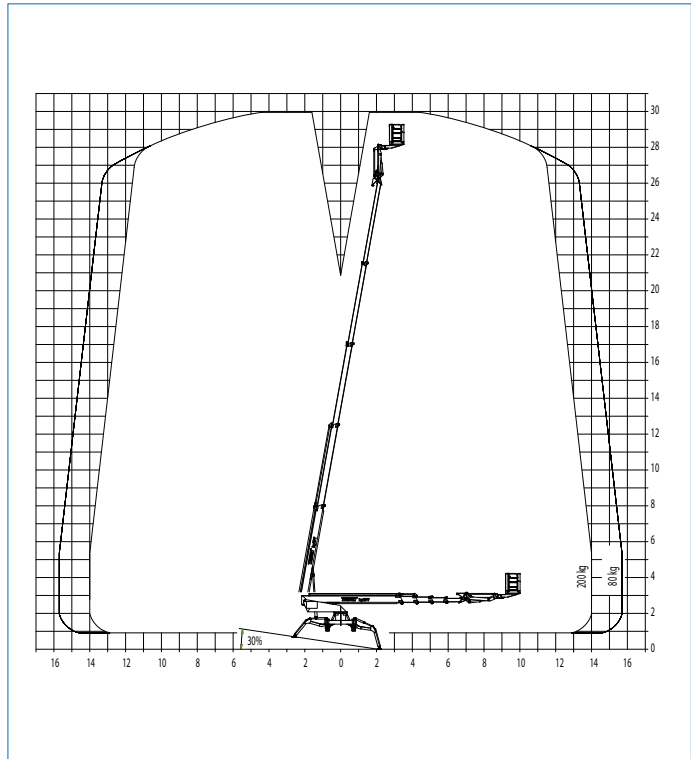
Working envelope We reserve the right to make technical alterations

The new LEO 25 T plus impresses with more performance - combining the advantages of the LEO 25 T with those of the LEO 30 T. Due to the clearance width of only 1,60 m, this machine navigates easily through every two winged door and is second to none regarding its lateral outreach. The enhanced outrigger stroke balances even major asperities effortlessly. You will not find any comparable machine within this height segment for the combined indoor - and outdoor operations.

LEO 25 T plus



Proven and reliable
A standard in every rental fleet

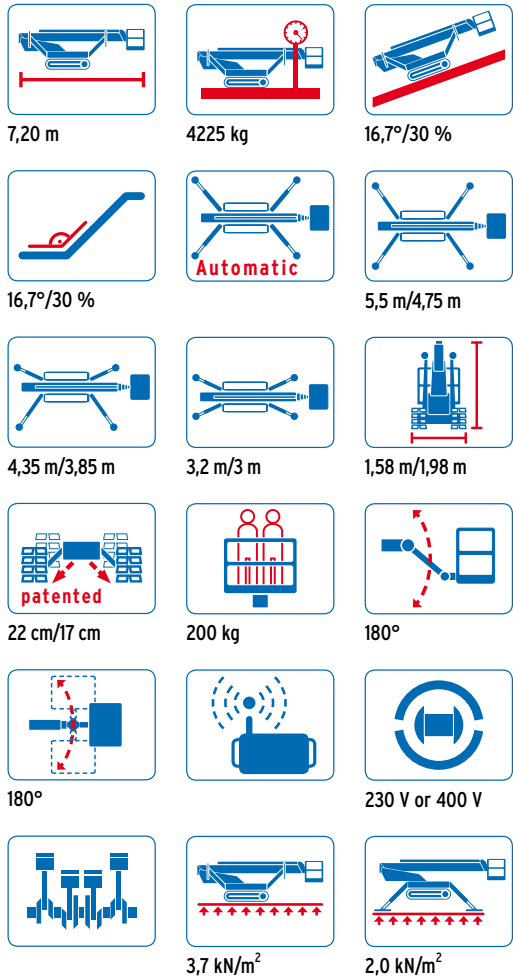


Working envelope We reserve the right to make technical alterations

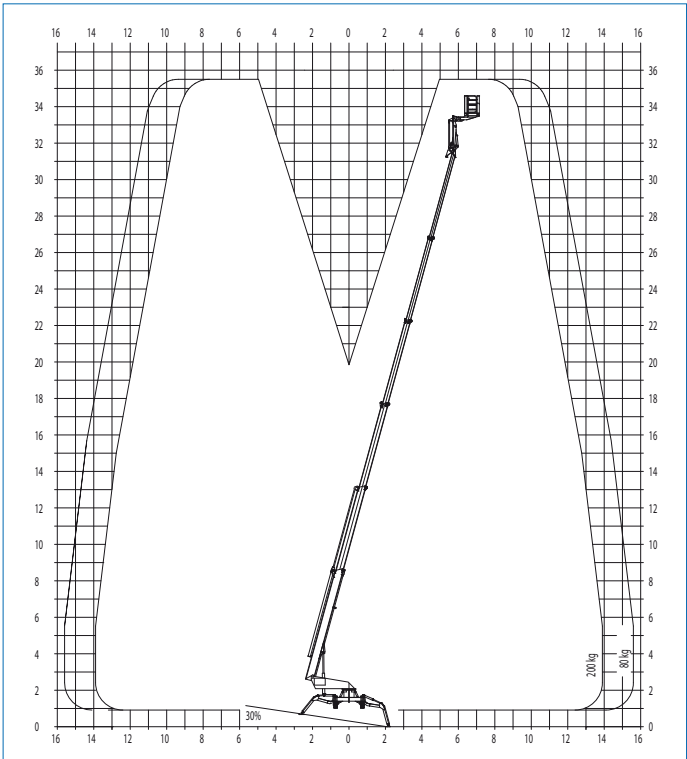
The LEO 30 T – The Original – for many years the standard work platform in every rental fleet. This bestselling model, with an outstanding versatility, is especially suited for diverse indoor and outdoor applications. The LEO 30 T can be safely driven in rough and uneven terrain. The very high outrigger setup and the automatic leveling system ensure working safely aloft.



LEO 30 T



Mobile and sturdy
Living up to every challenge

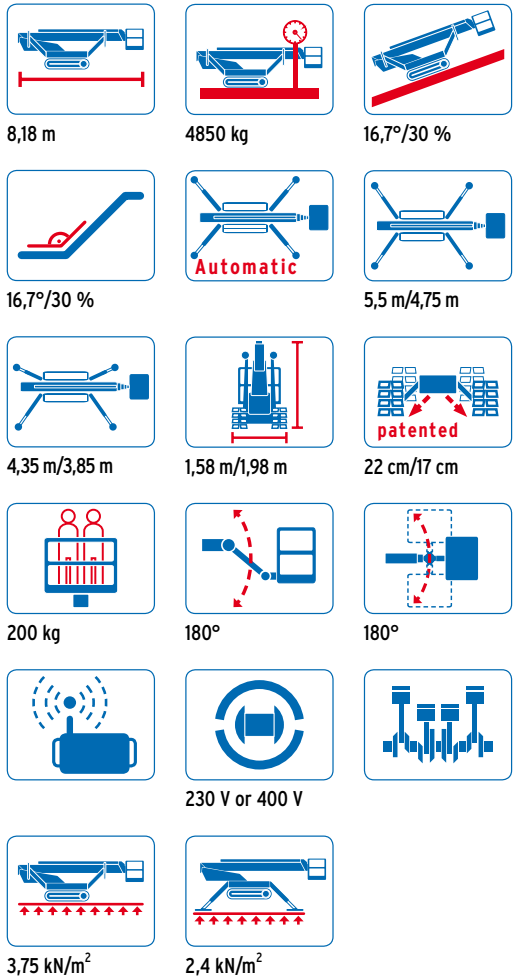


Working envelope We reserve the right to make technical alterations

The LEO 36 T meets all the requirements to complete jobs efficiently and cost-effectively – inside as well as outside. The comprehensive features render a vast spectrum of possible applications. A maximum of efficiency and cost-effectiveness are the key to success.

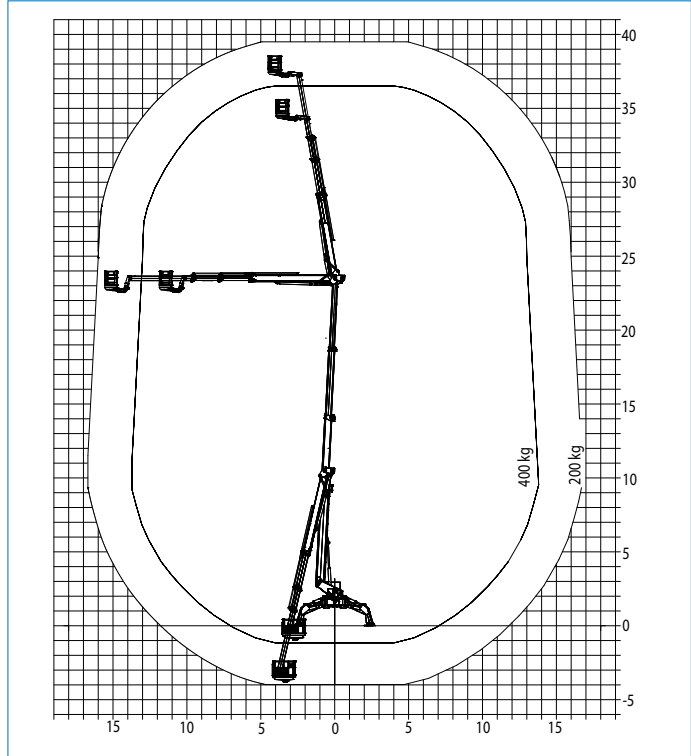


LEO 36 T



Resilient and dynamic

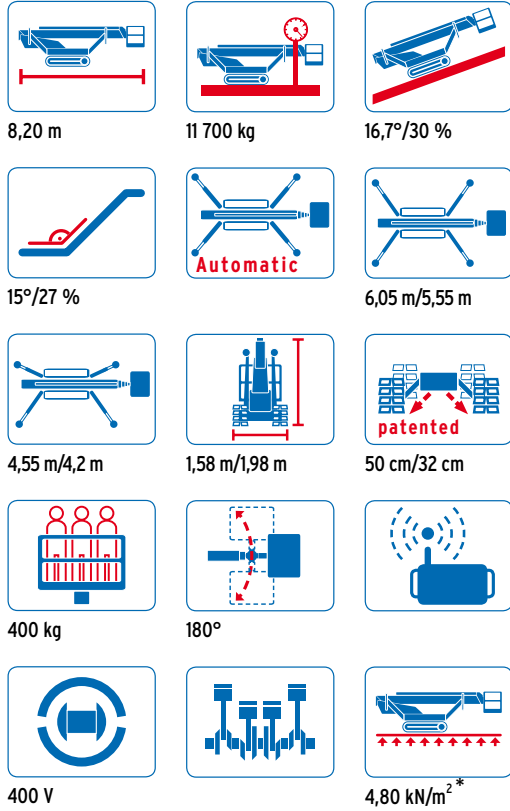
Intelligent, compact and efficient



Working envelope We reserve the right to make technical alterations

The LEO 40 GTX can do everything a truck-mounted lift in its class could do – and much more. With the LEO 40 GTX height access has been redefined. For facility management in modern architecture or in the rugged treatment of the rental industry – it provides excellent rentability and a quick return of investment.

LEO 40 GTX

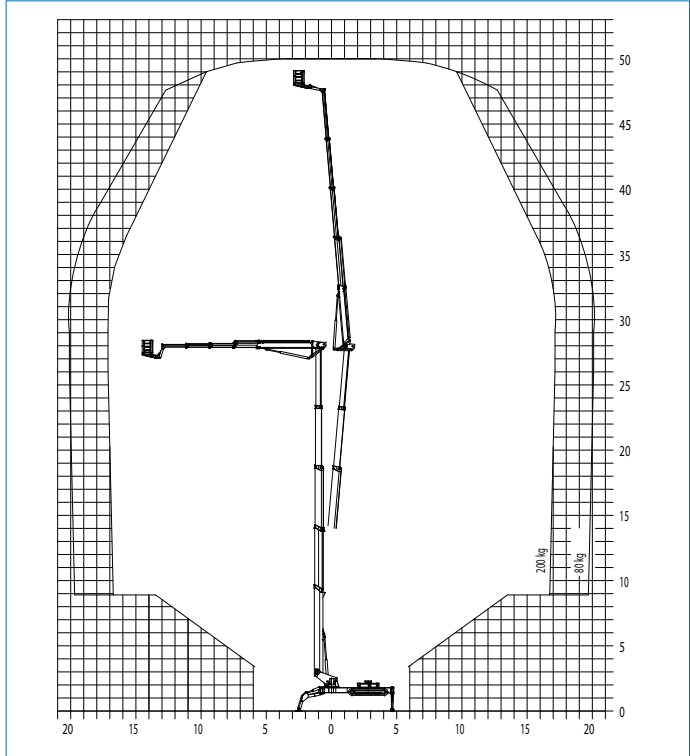


*When an area has been cordoned off: 2,40 x 10,00 m



The two big ones...

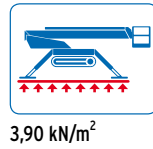
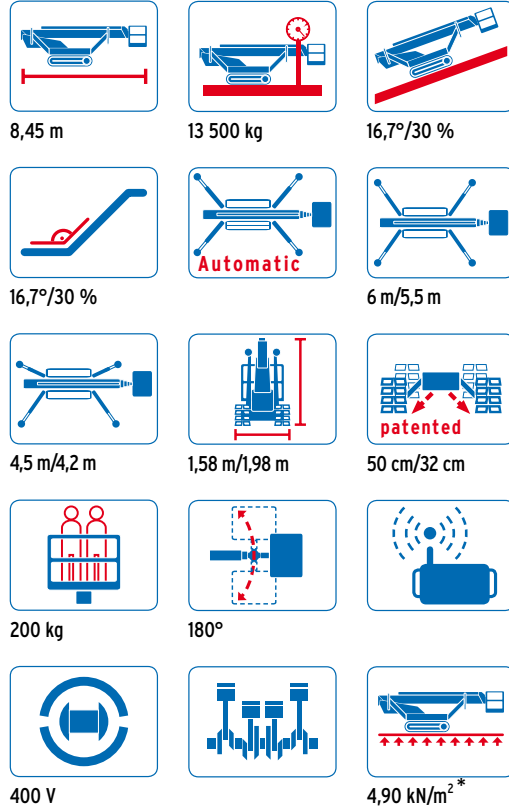
For all applications up to 50 m and great outreach



Working envelope We reserve the right to make technical alterations

The LEO 50 GT – a machine that does not leave demands unanswered. A quick and efficient solution for short jobs in facility management, high rise construction and also the maintenance and service of utility networks and much more. With the LEO 50 GT you can reach everything with great outreach and a maximum of working height.

LEO 50 GT

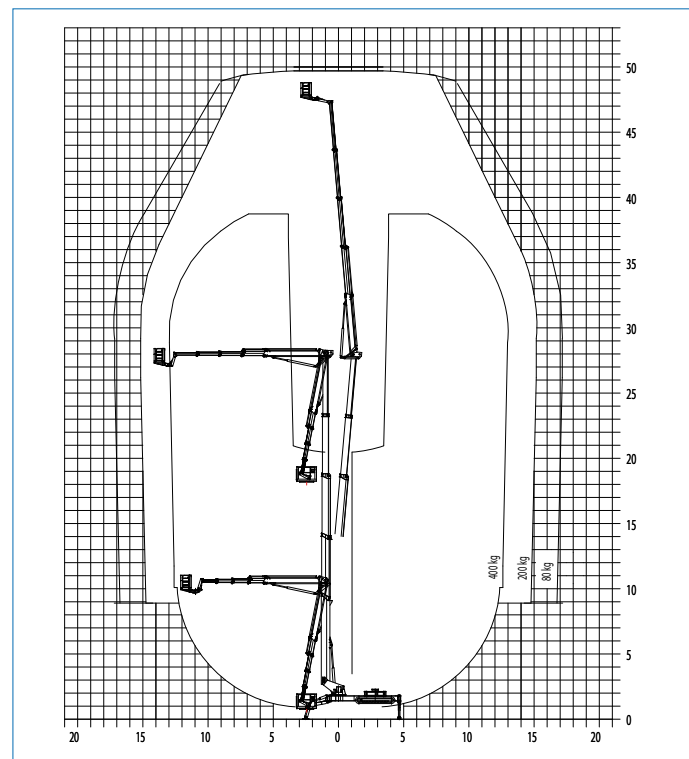


*When an area has been cordoned off: 2,50 x 11,00 m



strong and solid

...and additional basket load



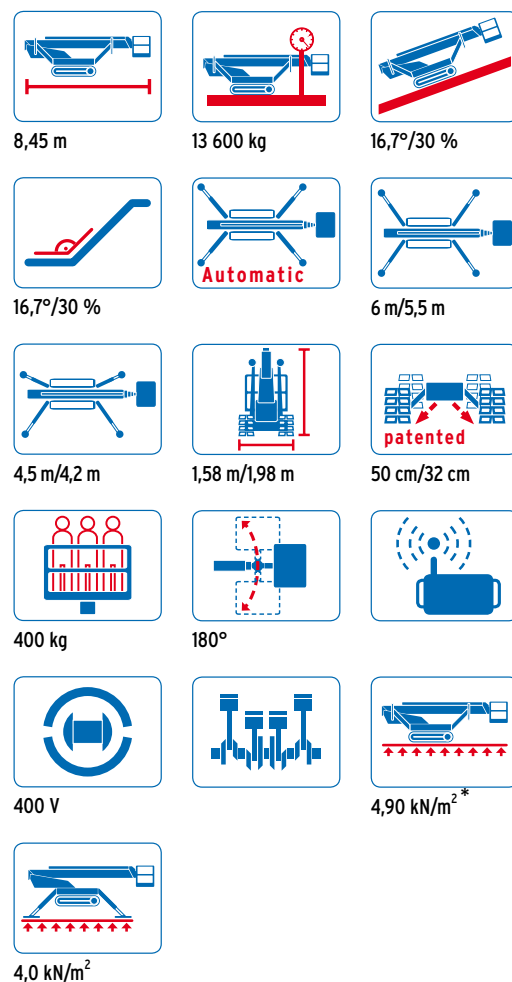
Working envelope

We reserve the right to make technical alterations

The LEO 50 GTX has the same innovative spectrum of performance as the LEO 50 GT but is able to carry a basket load of 400 kg. As standard feature, both machines have a sensitive radio remote control for all functions, a height and width adjustable track chassis and a multi-position outrigger system.



LEO 50 GTX



*When an area has been cordoned off: 2,50 x 11,00 m


Brand quality as a matter of principle

We offer you more than just height

The high quality standard in conceptual design, planning and production is our primary objective and - on behalf of our customers - will always be our top priority. Our goal: Robust, reliable and above all, safe machines that guarantee a trouble-free performance.

Of course, the Teupen team works according to current standards and norms to guarantee extraordinary high quality products and services. Country specific and global guidelines are strictly adhered to. Just as important as high product quality is the quick availability of spare parts and components.

Teupen strictly uses only certified standard parts from top suppliers. Every machine passes a multi-step quality control process, this includes detailed material and functional tests of every module and before every delivery, a comprehensive and thorough performance test on our in-house training and testing ground.





TEUPEN Maschinenbau GmbH

Marie-Curie-Str. 13
48599 Gronau
Germany

phone +49 2562 8161-0
fax +49 2562 8161-888
mail@teupen.com
www.teupen.com