



TEREX®

RT 670

70 US t (63.5 t) Lifting Capacity
Rough Terrain Crane
Sales Flyer
Imperial/Metric

RT 670



Highlights

The RT670 combines strength and power with exceptional maneuverability. These features are integrated with advanced hydraulics and electronics to provide the operator with unmatched ease-of-use and productivity.

- ▶ 70 US t (63.5 t) maximum lifting capacity
- ▶ 111 ft (33.8 m) full power mechanically synchronized boom
- ▶ Three mode steering

Applications

- ▶ Construction lift and place
- ▶ Drill rig placement and service
- ▶ Refinery refurbishment and maintenance
- ▶ Equipment unloading and placement
- ▶ Steel erection
- ▶ Bridge construction
- ▶ Rental services

WORKS FOR YOU.™



SPECIFICATIONS

RT 670

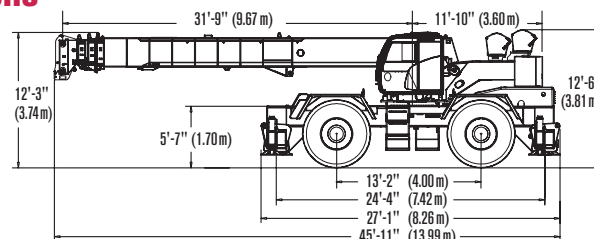


Maximum lifting capacity
70 US t (63.5 t)

Main boom length
111 ft (33.8 m)

Jib length
33/57 ft (10.1 / 17.4 m)

Dimensions



Operational Ease

Full power mechanically synchronized boom.

Electro-proportional joysticks provide smooth control of machine functions.

In-cab electronic monitoring of customer defined work area and load parameters.

Operator cab offers flip-up roof window and front cab glass to enhance visibility.

Strength and Power

225 hp (168 kW) Cummins QSB6.7 6-cylinder Tier 4 diesel engine and 4-speed power shift transmission matched to a 4-wheel drive system provide power and the proper speeds to travel in virtually all site conditions.

Proven design provides boom strength for continuous heavy lifts.

Three steering modes allow you to maneuver in confined job sites and position the crane for optimal lifting. High strength outriggers can be independently positioned for ease of leveling and stability.

Serviceability

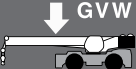


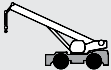

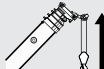

Standard boom wear pads offer long life and are easily adjustable. Pad replacement does not require boom disassembly.

Both the inner and outer boom can be lubricated via easily accessible grease zerks.

Most fluid levels are easily verified by ground level sight gauges.

Fluid and engine filtration is easily accessible with no tools.

Key Specifications

Weights			
	85,694 lb (38,870 kg)	45,238 lb (25,520 kg)	40,456 lb (18,350 kg)
	Side stow, bi-fold jib		33/57 ft (10.1 / 17.4 m)
	Angular offsets		0° / 15° / 30°
	Maximum tip height main boom		115 ft (35.1 m)
	Maximum tip height with first jib section swung-on		146 ft (44.5 m)
	Maximum tip height with first and second jib sections swung-on		170 ft (51.8 m)
	Cummins QSB6.7 6-cylinders		
	Rated power		225 hp (168 kW) @ 2,200 rpm
	Maximum gross torque		700 ft-lb (949 N-m) @ 1,500 rpm

Optional Equipment

- Side stow jib
- Cold weather packages
- Revolving beacon – amber
- Auxiliary hoist
- Diesel power heater
- Strobe light – amber
- Selection of hook blocks
- Pintle hook – fit to front and rear of carrier



Effective Date: October 2014. Product specifications and prices are subject to change without notice or obligation. The photographs and/or drawings in this document are for illustrative purposes only. Refer to the appropriate Operator's Manual for instructions on the proper use of this equipment. Failure to follow the appropriate Operator's Manual when using our equipment or to otherwise act irresponsibly may result in serious injury or death. The only warranty applicable to our equipment is the standard written warranty applicable to the particular product and sale and Terex makes no other warranty, express or implied. Products and services listed may be trademarks, service marks or trade-names of Terex Corporation and/or its subsidiaries in the USA and other countries. All rights are reserved. Terex is a registered trademark of Terex Corporation in the USA and many other countries. Copyright 2014 Terex Corporation.

Terex Cranes, Global Marketing, Dinglerstraße 24, 66482 Zweibrücken, Germany
Tel. +49 (0) 6332 830, Email: info.cranes@terex.com, www.terexcranes.com

www.terexcranes.com

TC-SF-I/M-E-RT670-10/14