

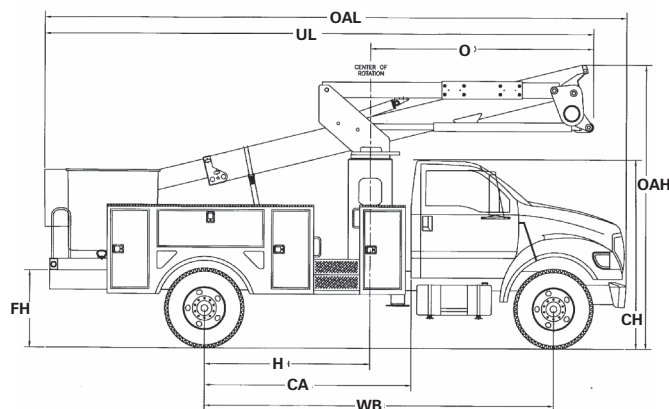
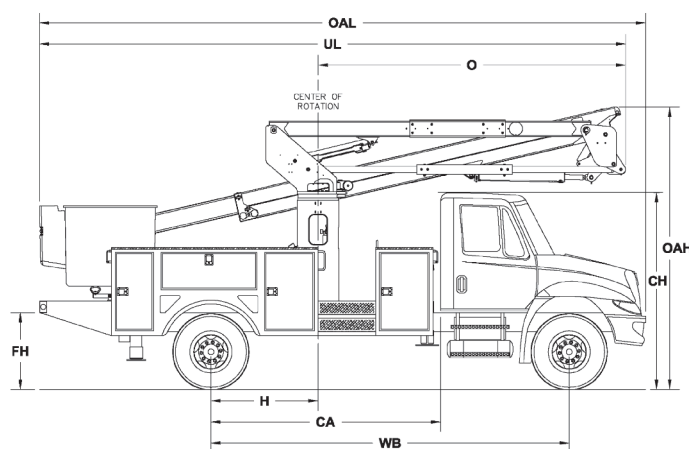
**TEREX®**

TL SERIES

Hi-Ranger Telescopic Material Handling Aerial Device

AERIAL DEVICES

Terex® Hi-Ranger Aerial Devices are known throughout the industry. They come with a long history featuring quality and innovative design.

**TL37 - TL50****TL55 - TL60**

Measurements	TL37		TL41		TL45		TL50		TL55		TL60	
	TL37P	TL37M	TL41P	TL41M	TL45P	TL45M	TL50P	TL50M	TL55P	TL55M	TL60P	TL60M
Typical Frame Height (FH)	32 in. (81.3 cm)		32 in. (81.3 cm)		40 in. (101.6 cm)		40 in. (101.6 cm)		40 in. (101.6 cm)		40 in. (101.6 cm)	
Typical Cab Height (CH)	104 in. (264 cm)		104 in. (264 cm)		104 in. (264 cm)		104 in. (264 cm)		104 in. (264 cm)		104 in. (264 cm)	
Offset (O)	72.5 in. (184.2 cm)		84.5 in. (214.6 cm)		114.6 in. (291.1 cm)		114.6 in. (291.1 cm)		161 in. (408.9 cm)		200 in. (508 cm)	
Overall Height (OAH)	10' 7" (3.2 m)		10' 7" (3.2 m)		11' 3" (3.4 m)		11' 3" (3.4 m)		11' 3" (3.4 m)		11' 3" (3.4 m)	
Overall Length (OAL)	23' 5" (7.1 m)	23' 1" (7.0 m)	23' 8" (7.2 m)	23' 4" (7.1 m)	20' 5" (6.2 m)	20' 9" (6.3 m)	25' 4" (7.7 m)	24' 10" (7.6 m)	26' 5" (8.1 m)	25' 11" (7.6 m)	27' 3" (8.3 m)	26' 9" (8.2 m)
Unit Length (UL)	17' 9" (5.4 m)		19' 0" (5.8 m)		19' 0" (5.8 m)		23' 10" (7.3 m)		25' 6" (8.1 m)	25' 0" (7.6 m)	27' 3" (8.3 m)	26' 9" (8.2 m)
Center of Rotation (H)	62.5 in. (158.8 cm)		62.5 in. (158.8 cm)		62.5 in. (158.8 cm)		82.25 in. (208.9 cm)		56 in. (142.2 cm)		37 in. (94 cm)	
Cab to Axle (CA)	84 in. (213.4 cm)		84 in. (213.4 cm) **See PD 3062		84 in. (213.4 cm)		102 in. (259.1 cm)		120 in. (304.8 cm)		120 in. (304.8 cm)	
Wheel Base (WB)	158 in. (401.3 cm)		158 in. (401.3 cm) **See PD 3062		158 in. (401.3 cm)		176 in. (447.0 cm)		187 in. (475 cm)		187 in. (475 cm)	
Front Axle (GAWR)	6,500 lb. (2,948 kg)	6,500 lb. (2,948 kg)	7,000 lb. (3,175 kg)	8,000 lb. (3,629 kg)	10,000 lb. (4,536 kg)	10,000 lb. (4,536 kg)	10,000 lb. (4,536 kg)	12,000 lb. (5,443 kg)	14,000 lb. (6,350 kg)		14,000 lb. (6,350 kg)	
Rear Axle (GAWR)	13,500 lb. (6,124 kg)	13,500 lb. (6,124 kg)	13,500 lb. (6,124 kg)	13,000 lb. (5,897 kg)	15,500 lb. (7,081 kg)	17,000 lb. (7,711 kg)	15,500 lb. (7,081 kg)	17,000 lb. (7,711 kg)	19,000 lb. (8,613 kg)		19,000 lb. (8,613 kg)	
Gross Vehicle Weight Rating (GVWR)	17,500 lb. (7,938 kg)	19,500 lb. (8,845 kg)	19,500 lb. (8,845 kg)	21,000 lb. (9,525 kg)	25,500 lb. (11,567 kg)	25,500 lb. (11,567 kg)	25,500 lb. (11,567 kg)	29,000 lb. (13,154 kg)	33,000 lb. (14,969 kg)		33,000 lb. (14,969 kg)	
Recommended Weight For Stability	15,000 lb. (7,081 kg)		16,250 lb. (7,371 kg)		20,000 lb. (9,072 kg)		21,000 lb. (9,525.4 kg)		21,500 lb. (9,752 kg)		23,000 lb. (10,433 kg)	
Frame Section Modulus	10.5 in ³		10.5 in ³		15.9 in ³ / 17.2 in ³		15.9 in ³ / 17.2 in ³		15.9 in ³ / 17.2 in ³		15.9 in ³ / 17.2 in ³	
Frame Yield Strength	36,000 psi		36,000 psi		110,000 psi / 50,000 psi		110,000 psi / 50,000 psi		110,000 psi / 50,000 psi		110,000 psi / 50,000 psi	
Frame RBM	378,000 in-lbs		378,000 in-lbs		900,000 in-lbs		900,000 in-lbs		900,000 in-lbs		900,000 in-lbs	

**TEREX®**

500 Oakwood Drive
PO BOX 1150
Watertown, SD 57201-6150
USA

Phone: (605) 882-4000
Facsimile: (605) 882-1842
www.terex.com/utilities
E-mail: utilities.info@terex.com

Distributed By:

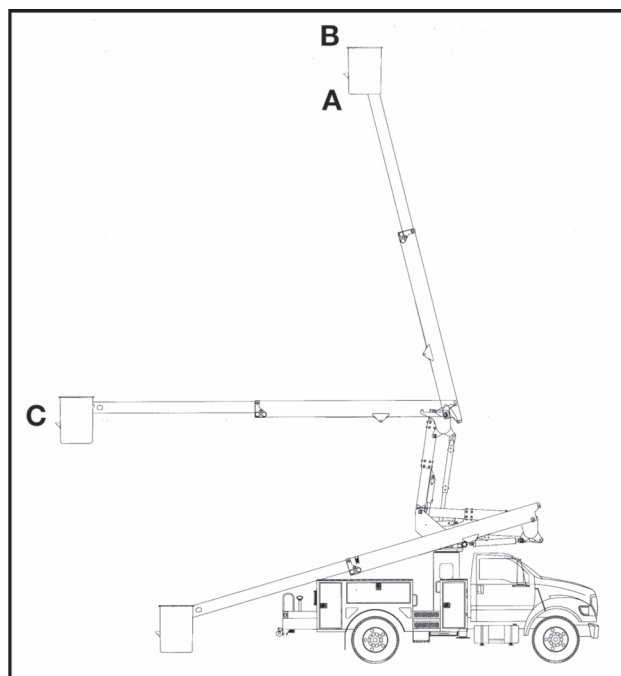


TL SERIES

Hi-Ranger Telescopic Material Handling Aerial Device

STANDARD EQUIPMENT

- Side Mount 24 x 48 x 42" Two-Person Platform
- Platform Capacity of up to 600 lbs. (272.2 kg)
- Control-Plus 4-Function Single Stick Control at Platform
- Safety Harness with Attached Lanyard
- Continuous Unrestricted Worm Gear Rotation
- Category "C" Rating Per ANSI A92.2
- Rectangular, Bi-Axial Epoxy Resin, Filament Wound Fiberglass Booms
- Individual Lever Lower Controls
- Hydraulic Platform Leveling System
- Steel Main Boom
- Fiberglass Second Section Boom
- Fiberglass Lift Boom Insert
- Full Pressure, Open Center Hydraulic System
- 20 Gallon Hydraulic Oil Reservoir
- Padded Lower Boom Rest
- Boom Interlock
- Engine Start/Stop
- Moving Outrigger Alarm
- Truck Level Indicator



CAPACITIES & DIMENSIONAL DATA

	TL37	TL41	TL45	TL50	TL55	TL60
Bottom of Platform Height (A)	38.0 ft. (11.6 m)	42.0 ft. (12.8 m)	44.8 ft. (13.6 m)	49.5 ft. (15.1 m)	55.1 ft. (16.8 m)	60.1 ft. (18.3 m)
Working Height (B)	43.0 ft. (13.1 m)	47.0 ft. (14.3 m)	49.8 ft. (15.2 m)	54.5 ft. (16.6 m)	60.1 ft. (18.3 m)	65.1 ft. (19.8 m)
Horizontal Reach at 87°(C)	28.6 ft. (8.7 m)	31.1 ft. (9.5 m)	31.1 ft. (9.5 m)	36.0 ft. (11.0 m)	N/A	N/A
Horizontal Reach at 82°	28.3 ft. (8.6 m)	30.8 ft. (9.4 m)	30.4 ft. (9.3 m)	35.1 ft. (10.7 m)	N/A	N/A
Horizontal Reach at 93°	29.6 ft. (9.0 m)	32.2 ft. (9.8 m)	32.3 ft. (9.9 m)	37.0 ft. (11.2 m)	38.3 ft. (11.7 m)	40.1 ft. (12.2 m)
Lower Boom Articulation	0 to 87°	0 to 87°	0 to 87°	0 to 87°	0 to 93°	0 to 93°
Upper Boom Travel	-40 to 76°	-40 to 76°	-40 to 76°	-40 to 76°	-35 to 85°	-35 to 85°
Upper Boom Extension	100 in. (254 cm)	116 in. (295 cm)	116 in. (295 cm)	145 in. (368.3 cm)	140 in. (355.6 cm)	140 in. (355.6 cm)
Platform Capacity	600 lbs. (272.2 kg)	600 lbs. (272.2 kg)	600 lbs. (272.2 kg)	600 lbs. (272.2 kg)	600 lbs. (272.2 kg)	600 lbs. (272.2 kg)

The above TL37-TL50 data is based on a 40" frame height and 58" pedestal.

OPTIONAL EQUIPMENT

- Various Side and End Mount Platforms
- Various Platform Covers
- Liners With or Without Steps
- Hydraulic Platform Rotator (180° End Mt., 90° Side Mt.)
- 24" Platform Lifter (Side Mt. Only)
- Jib Options
 - Various Jib Extension Systems
 - Hydraulic Articulating Jib/Winch, Side Mt 1500 lbs
 - Manual or Hyd Extension /Articulation 1000 lbs
- Single Wire / 46 Kv Insulated Single Line Lifter/Multi-Phase Attachments
- Optional 82° or 93° of Lower Boom Articulation TL37 - TL50
- Automatic Boom Latch
- Lower Boom Lifting Eye
- Hydraulic Lifts: 10 ft. Transverse or In-line
- Hydraulic Tool Outlets
- Auxiliary Power
- Auxiliary Let Down System
- Boom Overstow Protection
- Boom/Boom Stow Interlock
- Boom Storage Warning Light
- Outrigger Sag Light
- Various Types of Outriggers
- Truck Grounding Cable & Clamp
- Hybrid Enable
- HyPower™ Hybrid System by Terex®

Effective Date: February 2015. Product specifications and prices are subject to change without notice or obligation. The photographs and/or drawings in this document are for illustrative purposes only. Refer to the appropriate Operator's Manual for instructions on the proper use of this equipment. Failure to follow the appropriate Operator's Manual when using our equipment or to otherwise act irresponsibly may result in serious injury or death. The only warranty applicable to our equipment is the standard written warranty applicable to the particular product and sale and Terex makes no other warranty, express or implied. Products and services listed may be trademarks, service marks or trade-names of Terex Corporation and/or its subsidiaries in the USA and other countries. All rights are reserved. Terex® is a registered trademark of Terex Corporation in the USA and many other countries. Copyright 2015 Terex Corporation.

