



**266 HP**



**94,500 lbs.**

# **835 M**

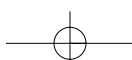
**C Series**

**green line Material Handling Machine**



# **SEINIEBOGEN®**

**LEADING THROUGH INNOVATION**



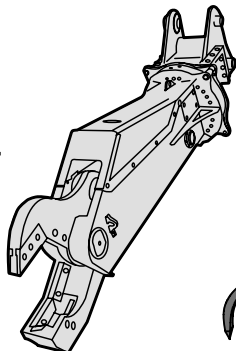


**SENEBOGEN**<sup>®</sup>  
green line

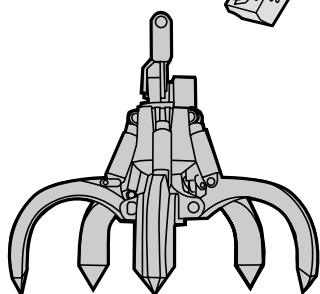
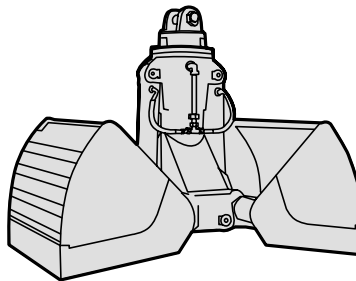
**835 M**

**Working Attachments**

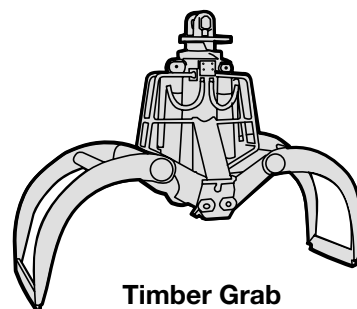
**Scrap Shear**




**Rehandling Grab**



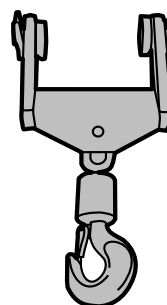
**Scrap Grapple**



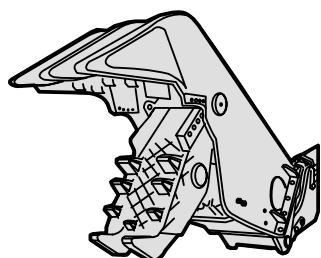
**Timber Grab**



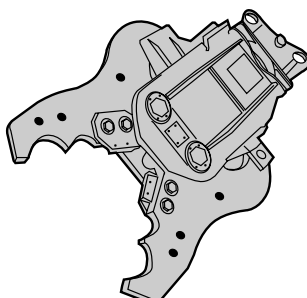

**Magnet**




**Hook**



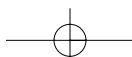
**Concrete Crusher**



**Concrete Cutter**



**Recycling and Demolition Grab**





# SENNEBOGEN®

green line

## 835 M

- Working radius up to 62'
- No computers required to control hydraulic system
- Ultra fine hydraulic oil filtration system reduces maintenance cost and down time of machine
- Central lubrication system standard
- State-of-the-art load-sensing hydraulic system
- Powerful, maintenance friendly design
- Low noise emission

### Specifications



#### Engine

- 6 cylinder, water cooled, turbo Caterpillar 3126B diesel engine, with direct injection
- Output as per DIN/ISO: 266 HP at 2000 rpm
- Radiator fan is hydraulically driven and is reversible to clean out debris from radiator
- Equipped with engine intercooler
- Dry air filter with cyclone prefilter, safety element and pollution indicator
- Fuel tank capacity: 120 gallons
- Electrical system: 24 volt, 2 x 12 volt high performance batteries



#### Hydraulic System

- Computer free load-sensing hydraulic system with energy saving flow on demand control and pressure cut off function
- All working functions can be operated simultaneously and be individually controlled very precisely due to the independent and proportional split of the oil feed from the variable displacement pump
- Hydraulic system designed for low pressure losses and heat generation by large diameter piping and hoses as well as large control valves
- Pilot operated joy sticks control all working and auxiliary functions
- Flow rate 1 x 140 gpm
- Working pressure 4931 psi
- Hydraulic tank capacity: 79.25 gallons
- Special ultra fine filtration system (99.95% efficiency at 2 micron) designed to protect the hydraulic system, extending the life of all components and reducing the down time of the machine as well as the maintenance and repair costs
- Full flow return oil filters with extended change intervals
- Oversized hydraulic oil cooler, mounted completely separated from the water radiator, maintaining the oil temperature at an ideal level. The fan is hydraulically driven and thermostatically controlled
- Centralized pressure test ports, easily accessible from ground level, mounted and well protected on the left side of the machine, enable fast trouble shooting of all machine functions without any electronic support



#### Swing System

- Axial piston motor, spring loaded hydraulically releasable multiple disk brake, planetary gear and pinion shaft
- Large dimensioned swing bearing
- Swing speed: 0 - 8 rpm, infinitely controllable
- Hydraulic motor with integrated hydraulic brake valves keep wear and tear of braking system to a minimum



#### Undercarriage

- MP41 undercarriage welded as rigid, torsion-free box-type design
- 4-point outriggers
- Lockable storage compartment
- Tires: 8 x 12.00-20 solid rubber tires with intermediate protector ring
- Option:
- 8 pneumatic tires 12.00-20

- All wheel drive via variable hydraulic motor with directly mounted automatic brake valve and 2-stage powershift gear

- 2 circuit servo brake system with additional safety brake as parking brake
- Special design, heavy duty, extra wide, 60 t axles
- Steering axle as hydraulically controllable oscillating axle
- Oscillating axle cylinder with safety check valves
- 0 - 3.5 mph off road
- 0 - 12.5 mph on road



#### Uppercarriage

- Torsion-free upper frame with continuous bearing-plates for optimal power introduction, precision machined
- Steel bushings for the boom pivot
- Low noise emission



#### Working Equipment

- Box-type design with large dimensioned sealed bearings for long working-life
- Grapple open-close and rotate circuits installed on the machine
- Working cylinders with hydraulic end position damping
- Optimized design for high lifting capacities
- Equipped standard with safety check valves (load holding valves) for boom and stick cylinders
- The 835 M C Series material handling equipment has been specially designed for the increased demands of high-performance operation, increased productivity and output



#### Magnet System

- 25 kW Baldor generator, belt driven for easy operation and maintenance, combined with a Hubbell controller



#### Grapple

- 0.75 to 1.5 cu. yds. scrap grapple with rotation, 4 or 5 tine, open, semi-closed or closed, depending on the weight of the grapple and operating reach
- 0.75 to 2.5 cu. yds. clamshell grapple with rotation, depending on the material density, weight of the grapple and operating reach
- Log grapple available in different sizes and configurations depending on material being handled
- Contact Sennebogen for approval of the attachment before operating the machine
- Always refer to the lifting capacities on the chart before installing any attachment



#### Operating Weight

- Basic 835 with 4-point outriggers, material handling boom 27'10", stick 22'0" and scrap grapple 1.5 cu. yds.

Approximate weight 94,500 lbs.  
Given weights may vary with different equipment

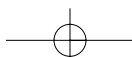


#### Operator's Cab

- Comfortable F2000 operator's cab resiliently mounted
- Sound absorbing insulation
- Roomy compartment with excellent all-round visibility
- All weather design with tinted safety glass
- Door window as sliding window
- Windshield can be pushed up under cab roof
- Large skylight
- Windshield wiper/washer on both windshield and skylight
- Sun visor
- Large capacity storage bin
- Ergonomically designed, air suspension and heated seat with adjustable armrests and lumbar support
- Well laid out instrument panel with ergonomically shaped joy sticks
- Adjustable steering column
- Infinitely variable cab heating system, outside air and circulating air stages with particle filter
- Five adjustable air vents for optimum work environment
- New Sennebogen Diagnostic System (SDS) for monitoring all essential machine and engine functions with visual and audible warning system
- 12 and 24 volt power supply
- Air conditioning
- AM/FM radio with cassette

Certification according to  regulations

Subject to technical modification



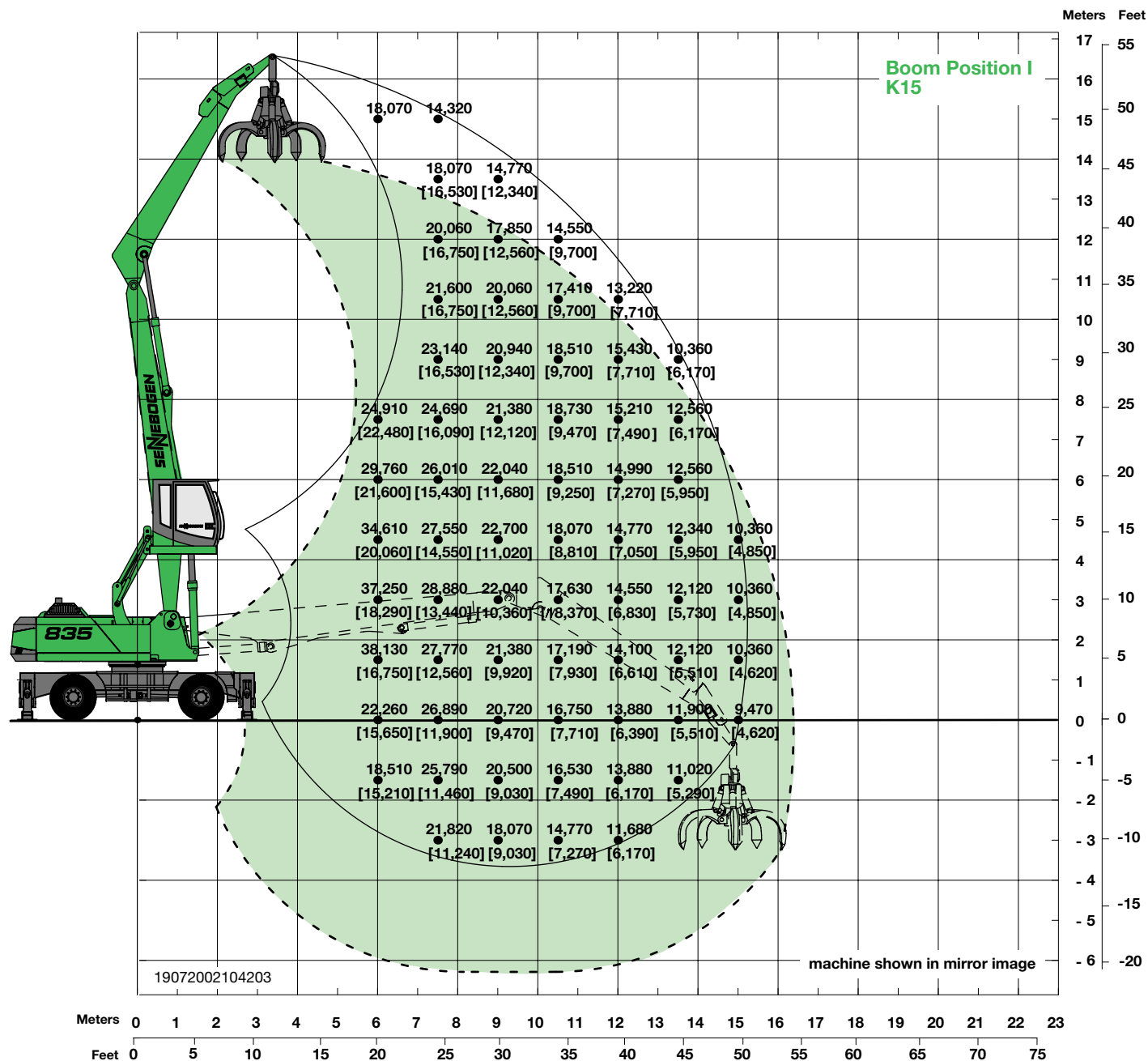




# SENEBOGEN<sup>®</sup>

green line

# 835 M



## 835 M

Undercarriage

Boom:

Stick:

Boom position:

Cab:

MP41, 4-point stabilizers

tires 8 x 12.00-20

27'10"

22'

I

C 270 hydraulic elevating cab with operator's eye level 19'4"

## Load chart

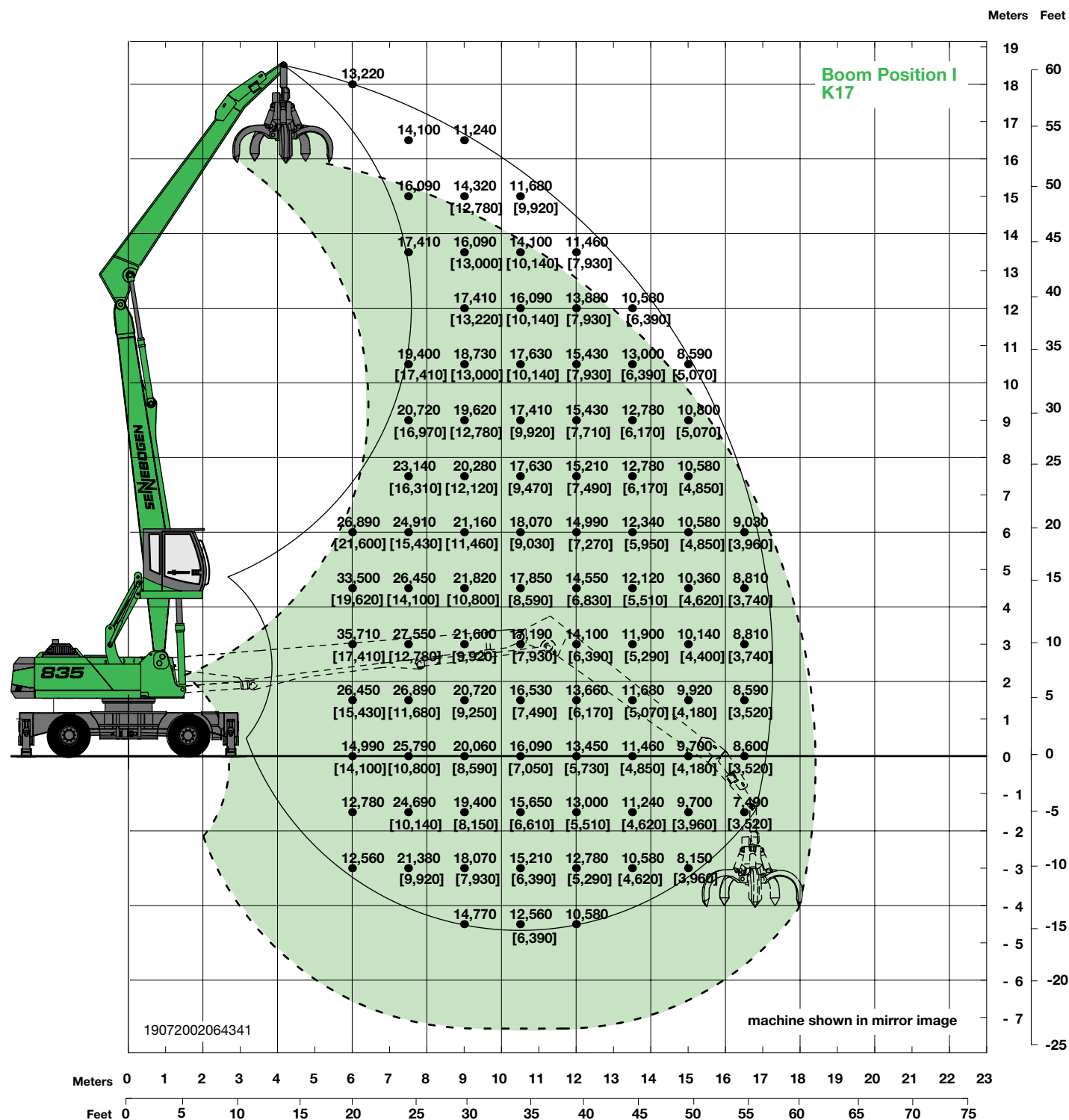
Notes:

Lifting capacities are stated in pounds. Indicated loads are based on ISO 10567 and do not exceed 75% of tipping and 87% of hydraulic capacity. Machine must be situated on firm, level ground. Loads valid for 360°. Loads in [...] are valid 360° free on wheels.

Lifting capacities do not include working attachments such as scrap grapples, magnets, etc. Their weights must be deducted from the numbers indicated in the lifting charts.

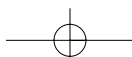
**SENBOGEN®**  
green line

# 835<sub>M</sub>



## 835 M

- |                  |  |
|------------------|--|
| ■ Undercarriage  | MP41, 4-point stabilizers<br>tires 8 x 12.00-20                  |
| ■ Boom:          | 31'10"   |
| ■ Stick:         | 25'7"  |
| ■ Boom position: | I  |
| ■ Cab:           | C 270 hydraulic elevating cab with<br>operator's eye level 19'4" |

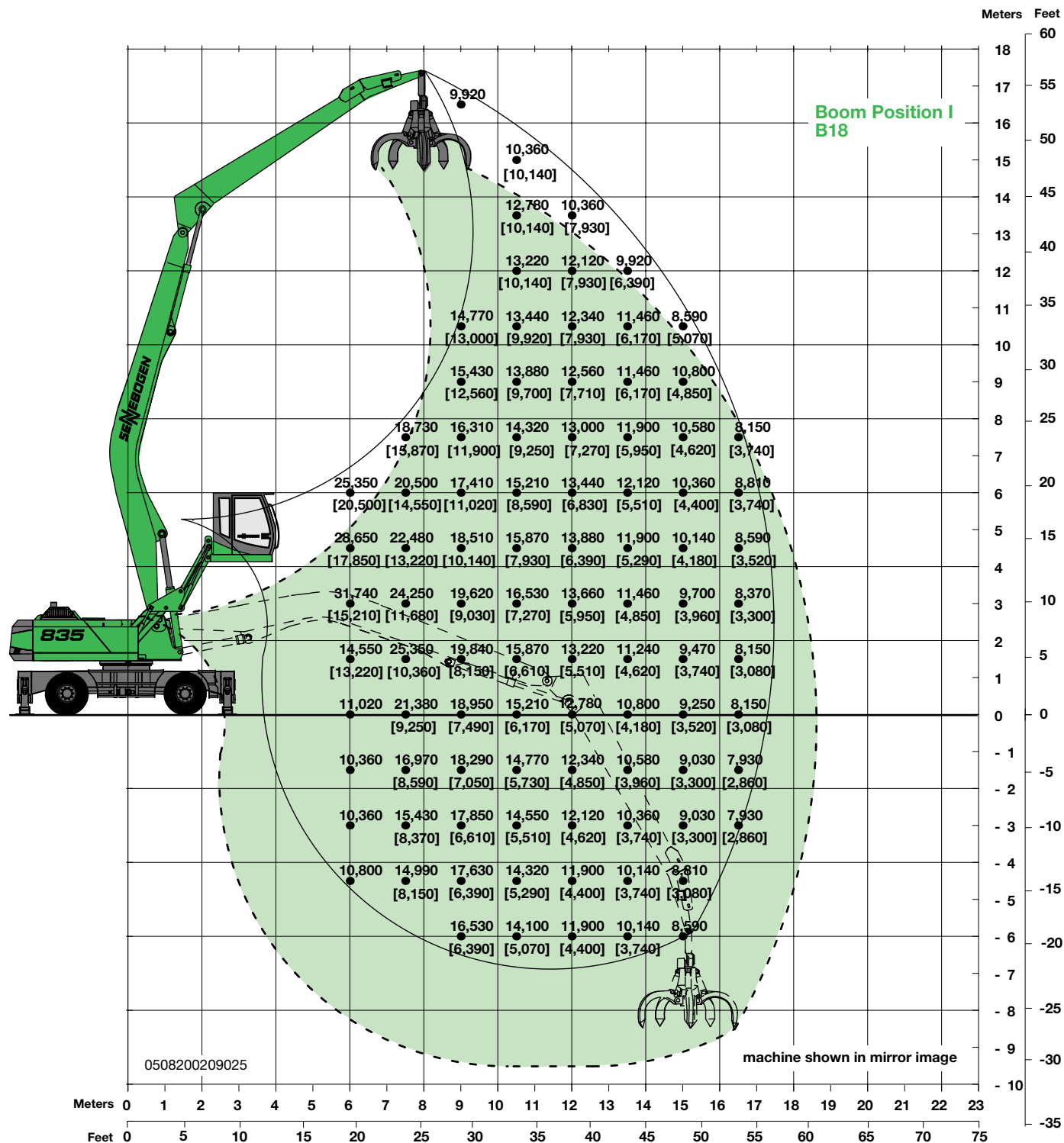




# SENEBOGEN<sup>®</sup>

green line

# 835 M

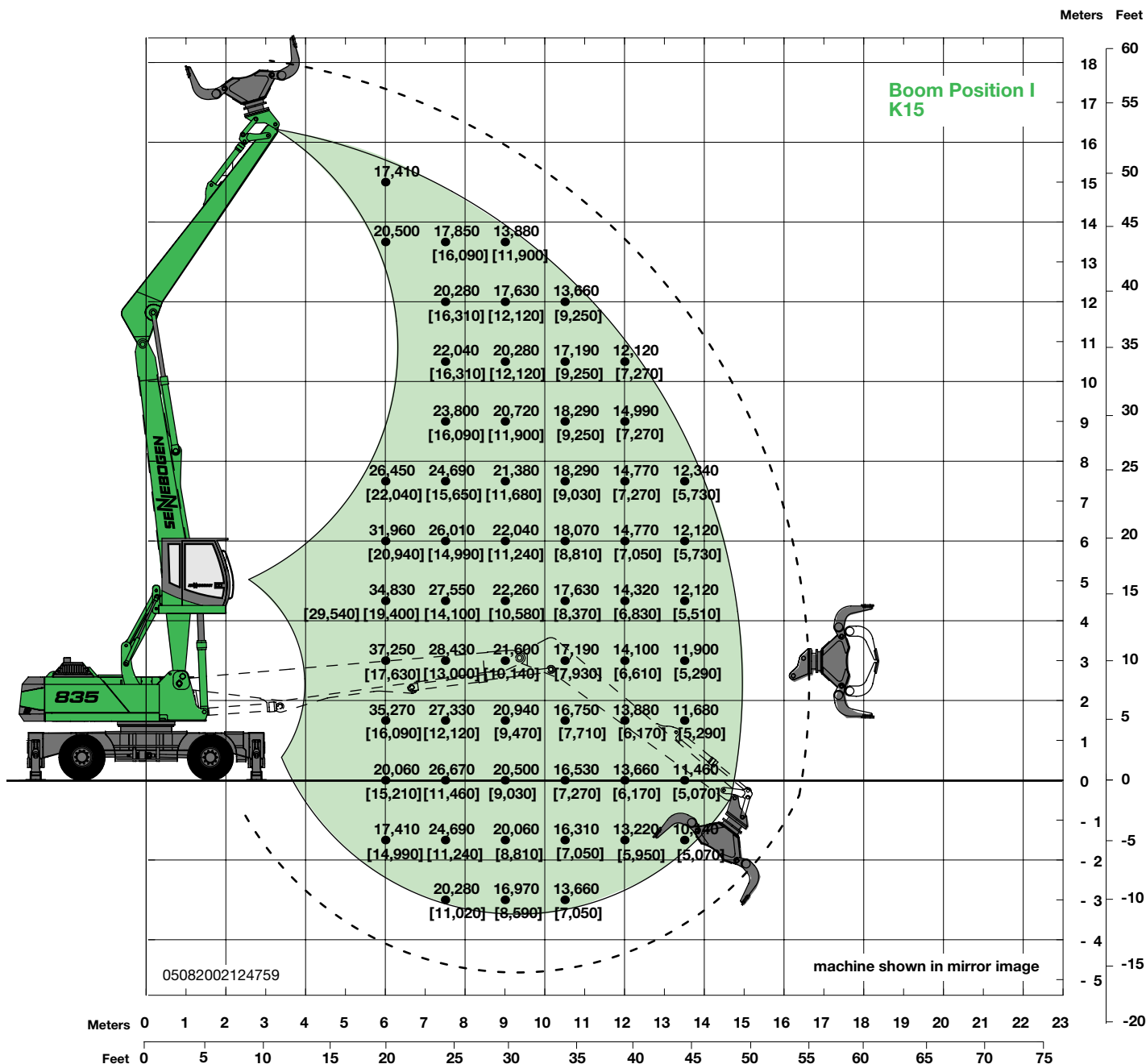




# SENEBOGEN<sup>®</sup>

green line

## 835 M



### 835 M

■ Undercarriage

MP41, 4-point stabilizers

tires 8 x 12.00-20

■ Boom:

27'10"

■ Stick:

21' with reversing mechanism

■ Boom position:

I

■ Cab:

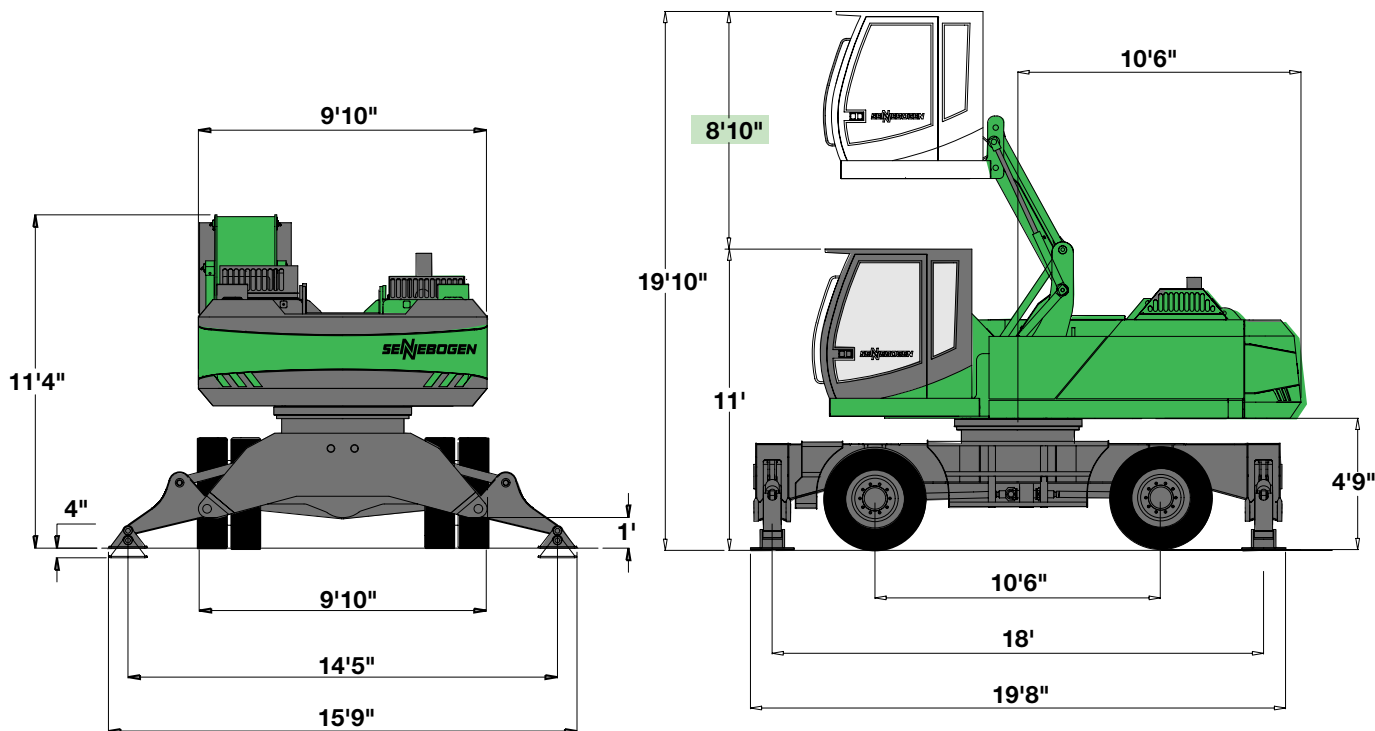
C 270 hydraulic elevating cab with  
operator's eye level 19'4"



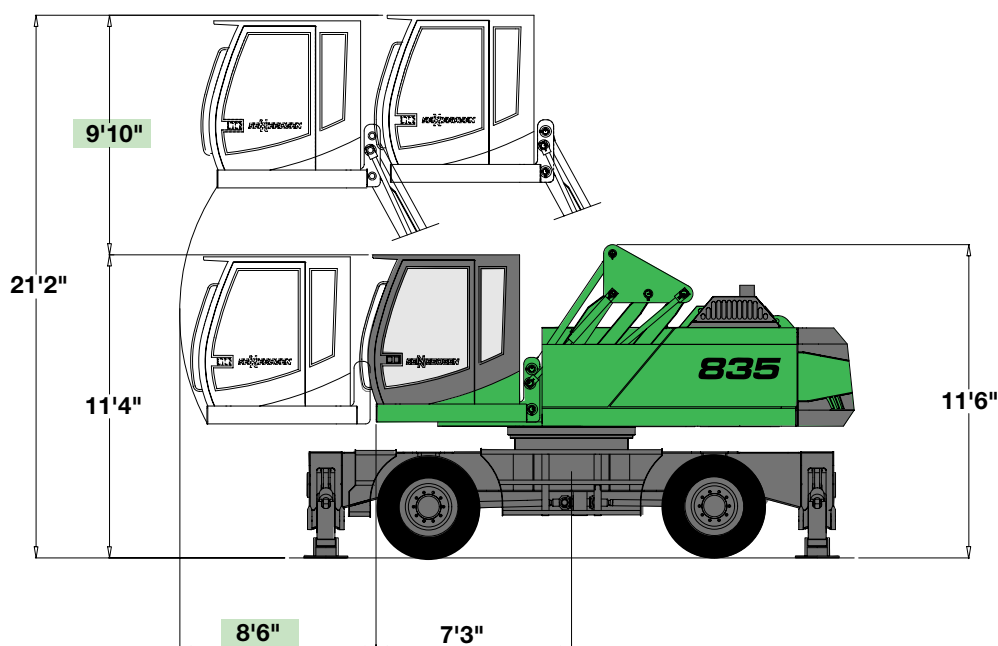
# 835 M

## Machine Specifications

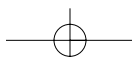
### ■ 835 M with 8'10" hydraulic elevating Cab Type C 270



### ■ 835 M with hydraulic elevating and forward moving Cab Type C 300/260



Depending upon tolerances, measurements may vary.



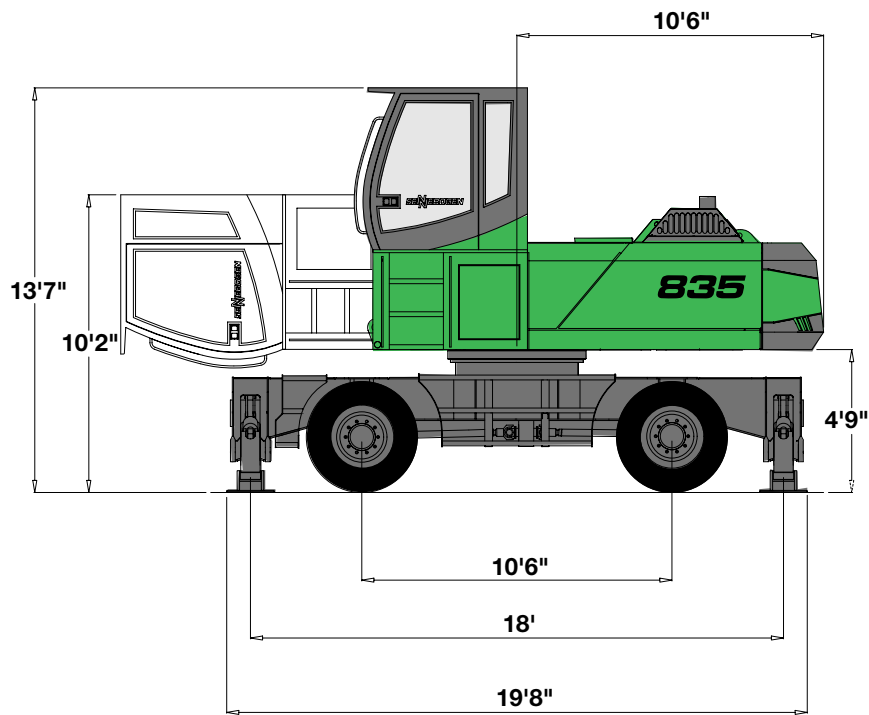




**SENEBOGEN<sup>®</sup>**  
*green line*

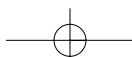
**835<sub>M</sub>**

■ 835 M with hi-rise cab, standard height 3'3"



Available with optional 5', 6'7" or higher models.

Hydraulic tilting mechanism for easy transportation is standard on all hi-rise cabs.

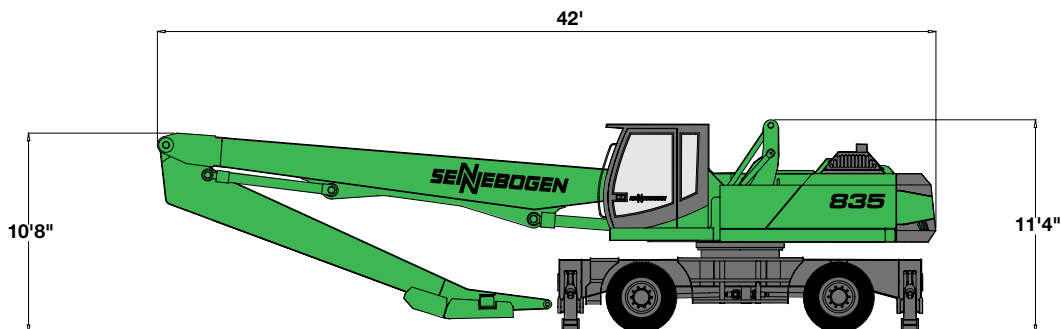




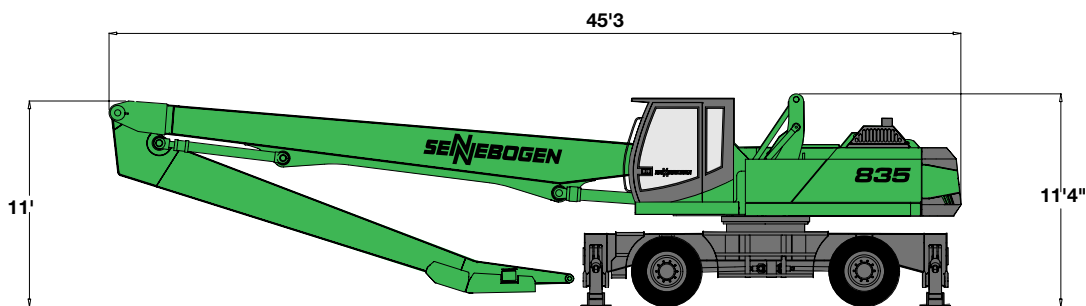
**SENEBOGEN**<sup>®</sup>  
green line

**835 M**

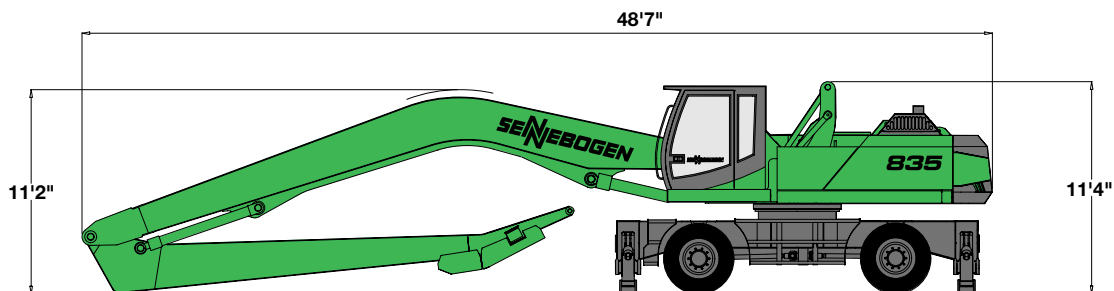
## Shipping Specifications



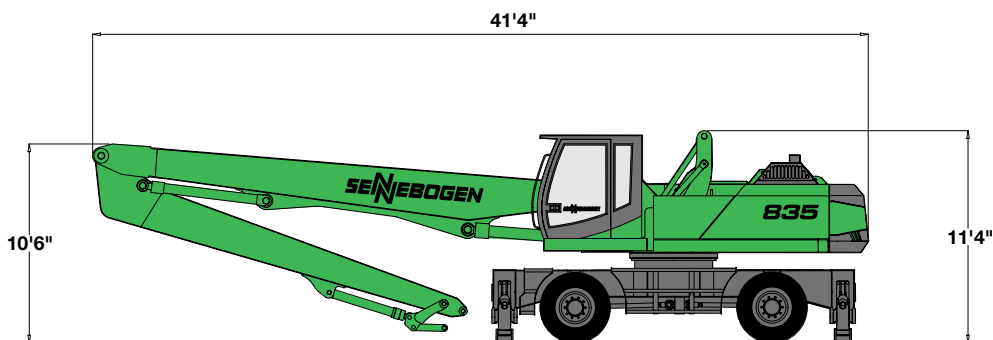
835 M with Boom 27'10" and Stick 22'



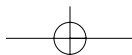
835 M with Boom 31'10" and Stick 25'7"



835 M with Banana Boom 35'1" and Stick 25'7"



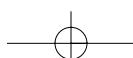
835 M with Boom 27'10" and special Stick 21' with reversing mechanism





**835<sub>M</sub>**

**Notes**





# SENNEBOGEN®

green line

## 835 M



### Comfortable F2000 operator's cab

- Advanced design, clear layout
- Low noise and vibration
- Excellent all-round visibility
- Fully adjustable air suspension seat, heated
- Heating and air conditioning with fresh / recirculation airflow and air filter
- Adjustable steering column

### Serviceability

- The C Series machines offer a coarse particle separator at the front of engine cooler and air filter
- Ease of access for air filter and battery maintenance
- Hydraulic oil cooler separated from radiator, mounted on the left side towards the back of the machine, hydraulically driven and easy to clean
- The radiator fan is reversible and controlled from the cab, allowing the driver to clean out any debris from the radiator compartment



### Large engine compartment

- Powerful water-cooled Caterpillar diesel engine longitudinally mounted for ease of access
- Daily service conveniently and easily performed from ground level
- Large access door with gas shocks provide easy access to engine compartment

### Left side compartment holds key components

- Diesel tank
- Electrical box with all fuses and relays for easy access and centralized electrical maintenance
- Central lubrication system
- Centralized pressure test ports for trouble shooting of all working functions



### SENNEBOGEN LLC

2835 Jeff Adams Drive, Suite H  
Charlotte, NC 28206

Telephone (Toll Free) 1-877-309-0099

Fax: 704-347-8894

E-Mail: [sales@sennebogen-na.com](mailto:sales@sennebogen-na.com)

Under our policy of continuous improvement, we reserve the right to change specifications and design without prior notice. The illustrations shown may include optional equipment.

[www.sennebogen-na.com](http://www.sennebogen-na.com)

