View thousands of Crane Specifications on FreeCraneSpecs.com

SANY AMERICA INC.

SCC8200

Crawler Crane

- 220 US Tons (100 Metric Tons) @ 16 ft 5 in Radius
- 285 ft Max Tip Height (Main Boom)
- Main Boom, Fixed Jib and Luffing Jib Configurations

Product Guide

View thousands of Crane Specifications on FreeCraneSpecs.com

ULTRA CAB

The Ultra Cab, designed by Porsche, maximizes glass space for optimal operator visibility. The working lights and light bar are standard and well positioned. Equipped with adjustable seats and air conditioner. The cab can have a 20° upward angle, and be rotated to the front of platform. Both overhead and bottom view to expand the operating view of drivers and operational safety.

SANY DESIGNED LMI

SANY designed LMI is prominently displayed. It is user friendly, simple to set up and operate. The console also features large tv monitors.

HIGH QUALITY, NAME BRAND COMPONENTS

Cummins engine coupled to **Rexroth** hydraulic components deliver high reliability and consistent performance.

View thousands of Crane Specifications on FreeCraneSpecs.com

SANY AMERICA INC.

KEY FEATURES

SCC8200

- Engine: Cummins QSL9, 325 hp @ 2100 rpm
- Hydraulic system: Rexroth pumps and drive motors
- SANY-designed LML with large display screen
- New ergonomic cab, styled by Porsche Design Studios
- Three configurations available: Main Boom, Fixed Jib, and Luffing Jib
- *Standard features:*
  - Main drum bail limits
  - Main drum and rear counterweight camera system
  - Basic machine lighting package
  - Aircraft warning light

Maximum Capacity @ Radius	220 USt @ 16 ft
Main Boom	3,6 & 11.5 Meter Sections 52 ft 6 in – 282 ft 2 in
Max Tip Height (H Main Boom)	284 ft 11 in
Fixed Jib Length	42 ft 8 in – 101 ft 8 in
Luffing Jib Length	72 ft 2 in – 167 ft 4 in
Main Winch - Rated Line Pull	29,542 lb
Wire Rope Diameter	26 mm
Weight Basic Machine (Without Track Frames or Boom Butt)	92,594 lb
Total Counterweight (Series 2)	185,188 lb
Length Basic Machine - Transport	36 ft 6 in
Height Basic Machine - Transport	11 ft 2 in
Width Basic Machine - Transport	9 ft 10 in
Tail Swing	21 ft 1 in

View thousands of Crane Specifications on FreeCraneSpecs.com

UPPERWORKS

ENGINE

Cummins Model QSL, 9.0 liter diesel, 6 cylinder
Power..... 325 hp (242kW)
Fuel Tank ..... 216 gal (820L)

HYDRAULIC SYSTEM

Rexroth hydraulic system, including the main pump, main valve, control and motor reducer. It is efficient, energy saving, stable and reliable. It has excellent micro-rotation and performance improvement, load sensing; limit load regulation and hydraulic oil cooling system controlled independently.

CONTROLS

SANY designed LMI is prominently displayed. It is user friendly, simple to set up and operate. The console also features large tv monitors.

DRUMS

The main and auxiliary winch are independently driven. Compact and easy-to-install. The low wear and maintenance-free built in wet brake guarantees the security of winch. The variable hydraulic motor automatically adjusts the output load to maximize winch speed based on load.
Rope Diameter ..... 26 mm
Max Line Speed ..... 410.1 ft/min
Single Line Pull..... 29,542 lb
Max Spooling Main..... 1,148 ft
Whip ..... 684 ft

SWING SYSTEM

Rotary hydraulic driven motor provides 360° rotation.
Swing bearing: three-row roller slewing bearing
Swing speed.....0 ~ 2.0 r/min
Tail Swing.....21 ft. 1 in.

COUNTERWEIGHT

SERIES 1
1 – Upperworks Tray .....30,868 lbs
8 – Upper Side Block .....97,000 lbs
(12,125 lbs each)
Total ..... 127,868 lbs

SERIES 2
1 – Upperworks Tray .....30,868 lbs
8 – Upper Side Block .....97,000 lbs
(12,125 lbs each)
2 – Upper Side Block ..... 13,228 lbs
(6,614 lbs each)
2 – Carbody Block.....44,092 lbs
(22.046 lbs each)
Total ..... 185,188 lbs

View thousands of Crane Specifications on FreeCraneSpecs.com

ULTRA CAB

The Ultra Cab, designed by Porsche, maximizes glass space for optimal operator visibility. The working lights and light bar are standard and well positioned. Equipped with adjustable seats and air conditioner. The cab can have a 20° upward angle, and be rotated to the front of platform. Both overhead and bottom view to expand the operating view of drivers and operational safety.

LOWERWORKS

CARBODY

Connects upperworks to two independently driven crawler assemblies. Travel motors can achieve lineal travel and counter rotation through motor reducer and high tracktive effort.

CRAWLERS

112 track shoes on the left and right crawler unit with a width of 3'7" for each. The tensioning extent of the track shoes can be adjusted via hydraulic jacks, and the position of adjusting pads shall reach the desired degree of tension.

Travel speed
Low Speed ..... 0.8 km/h
High Speed ..... 1.5 km/h

ATTACHMENTS

HEAVY-LIFT MAIN BOOM (H)

Max boom length.....282'2" (86m)
Max boom Combination .....2 – 9'10" (3m) insert
.....3 – 19'8" (6m) insert
.....4 – 37'9" (11.5m) insert

FIXED JIB (FJ)

Max Jib Length.....101'8" (31 m)
Max Jib Combination.....1 – 9'10" (3m) insert
.....3 – 19'8" (6m) insert

LUFFING JIB (LJ)

Max Luffing Jib Length..... 167'4" (51m)
Max Luffing Jib Combination..... 1 – 9'10" (3m) insert
..... 2 – 19'8" (6m) insert
..... 2 – 37'9" (11.5m) insert

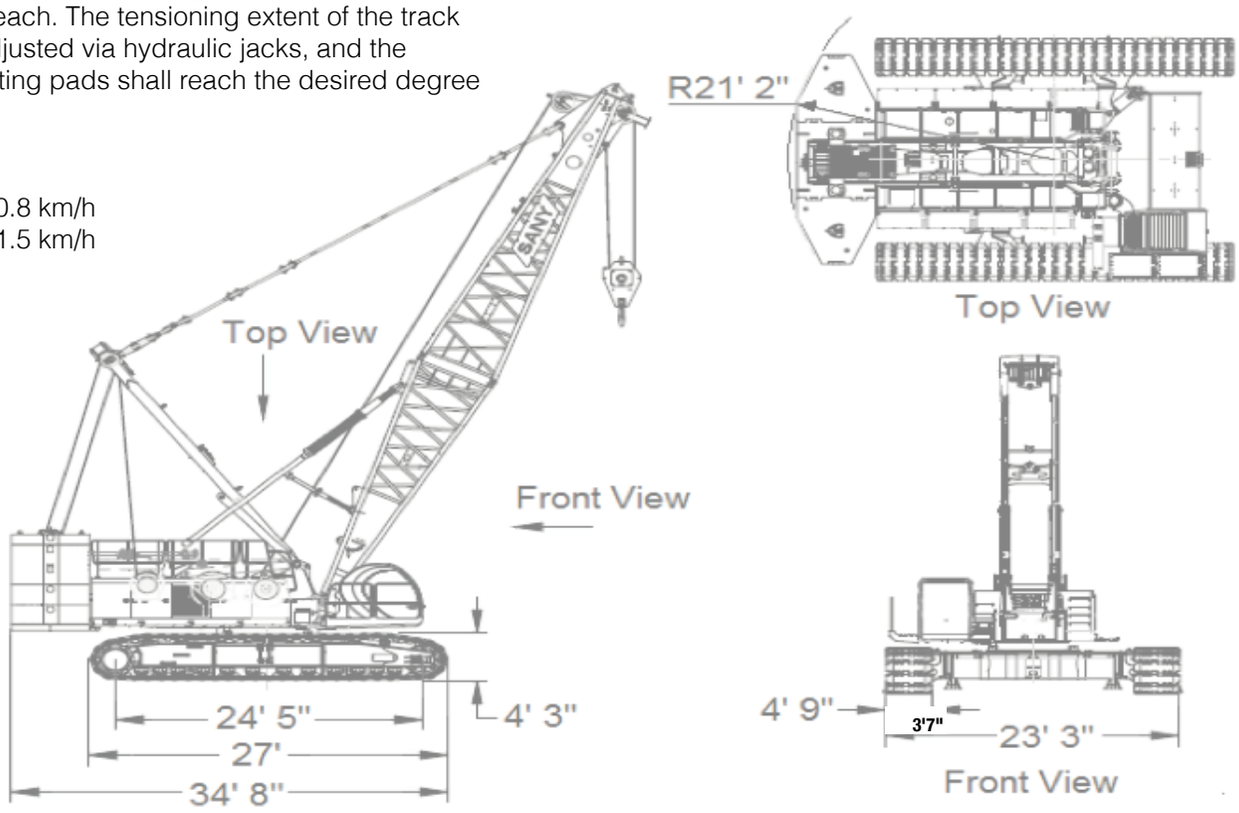

View thousands of Crane Specifications on FreeCraneSpecs.com

A-Frame Alarm Device
In installation mode, if a-frame does not rise into correct position, the system will alarm and the operator and work mode functions will be inoperative.

Aircraft Warning Light
Installed on the top of the boom or jib.

Anemometer
Installed at the top of boom or fixed jib for real-time monitoring of wind speed and transmission of data to operators cab for display on monitor.

Anti-Two Block (ATB)
Composed of limit switch and actuation weight on load lines to prevent excessive raising of hook block. When the lifting hook raises to its maximum height, a limit switch will activate the buzzer on the control panel, meanwhile the indicator light will blink and automatically stop the lifting operation of hook block.

Bail Limits
Composed of a mechanical arm with roller riding on the drum wire rope and proximity switches to inform the operator when 3 dead wraps are remaining. The system will alarm through a buzzer and alarm information will be displayed in the instrument cluster and automatically stop the drum movement.

Boom Stop
Composed of a spring cushioned boom stop and automatic boom stop to prevent exceeding backwards boom angle limits.

Boom Elevation Device
When the boom angle is greater than 81°, the buzzer will alarm, and boom control lever will be deactivated. This protection is controlled by a torque limiter and position switch. When the boom angle is less than 30°, an alarm will activate and display information in the control panel and automatically stop operation.

Drum Locking Device
All drums are equipped with an electric locking device. Before drum operation, operator must switch to unlock before operation.

Emergency Stop Function
In emergency, press the emergency stop button to cut off power supply of the machine and stop all operations.

Function Cut-Out
If the function lock handle is not in place, all functions for operating machine will be deactivated.

Leveling Gauge
Electronic leveling gauge displaying machine angle on monitor.

Lighting
Equipped with drum lights, lower beam in front of machine, front adjustable high beam, lighting lamps in operator's cab, lighting equipment for night operation

Lightning Protection Device
Including lightning protection grounding and surge protection devices to prevent damage to electrical components under lightning strikes.

Monitoring System
Cameras: 2 cameras are equipped for monitoring drum spooling, boom hoist, and rear of machine.

Optional monitoring: variable zoom monitoring camera system on boom top monitoring the working conditions of hook block.

Rearview Mirror
Installed on the right of the operator's cab for monitoring the rear of the machine

Swing Lock
Hydraulic power pin lock to lock the crane in front, rear, left and right positions.

Shove-Off Seat Protection
The operator must be seated for all machine functions to work

Signs for Boom Angle
Pendulum angle indicator device is located in boom base next to the cab for operator convenience.

Sound and Light Alarming Device
When engine is running, lights will flash; when traveling or swinging, alarm will sound.

Switch of Installation Mode / Work Mode
In installation mode, bail limits, boom elevation device, and torque limiter are inoperative to facilitate crane installation. In operation mode, all the safety limits return to normal.

View thousands of Crane Specifications on FreeCraneSpecs.com

Three-Color Load Warning Light

There is green, yellow and red load warning lights, simultaneous displaying real-time load. When the actual load is less than 92% of rated load, the green light is on; when the actual load is between 92% and 100% of the rated load, the yellow light is on, the pre-warning lights will flash and intermittent alarm will be issued; when the actual load reaches 100% of rated load, the red light is on, the pre-warning lights will flash and intermittent alarm will be issued; when the actual load reaches 102% of rated load, the machine will automatically stop hoisting functions.

Torque Limiter

A completely separate and secure computer-controlled operating system; torque limiter can automatically detect the load of cranes and the angle of boom and show its rated load and actual load, working radius and boom angle.

Components: machine, monitor, angle sensors, force sensors etc.

Functions: can display real-time rated load, actual load, working radius and boom angle, height and other data at current status of the crane and give real-time alarm if limits are exceeded.

Turn Indicating Device

When traveling or swinging, turn indicating light blinks.

Wire Rope Guides

Lifting hooks are provided with guides to ensure the wire rope is maintained in the correct sheave location.

View thousands of Crane Specifications on FreeCraneSpecs.com

SANY AMERICA INC.

TRANSPORT DIMENSIONS

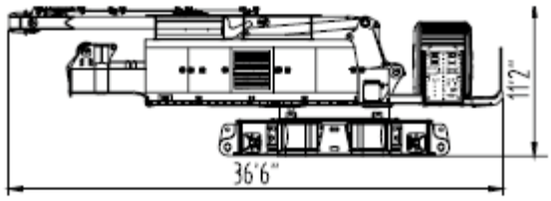

BASE MACHINE

Length	36'6"
Width	9'10"
Height	11'2"
Weight	92594 lbs

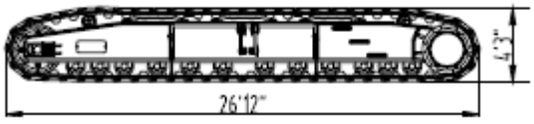

TRACK FRAME

Length	26'12"
Width	4'9"
Height	4'3"
Weight	44092 lbs

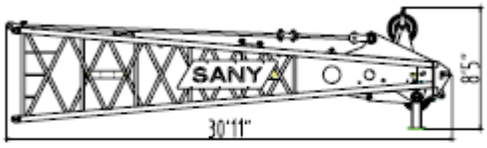

BOOM TIP

Length	30'11"
Width	7'3"
Height	8'5"
Weight	7496 lbs

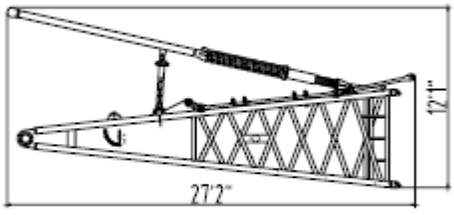

BOOM BASE

Length	27'2"
Width	7'4"
Height	12'1"
Weight	9921 lbs

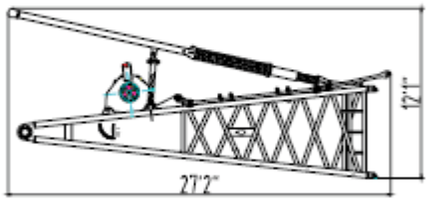

BOOM BASE w/ AUX. DRUM

Length	27'2"
Width	7'4"
Height	12'1"
Weight	12566 lbs

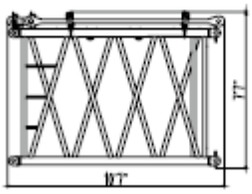

BOOM INSERT 9'10" (3m)

Length	10'7"
Width	7'7"
Height	7'7"
Weight	1764 lbs

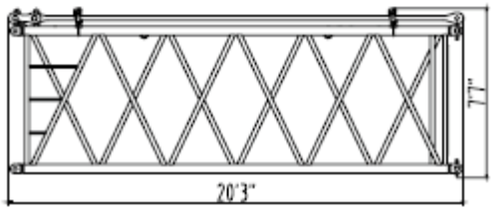

BOOM INSERT 19'8" (6m)

Length	20'3"
Width	7'7"
Height	7'7"
Weight	2866 lbs

View thousands of Crane Specifications on FreeCraneSpecs.com

SANY AMERICA INC.

TRANSPORT DIMENSIONS

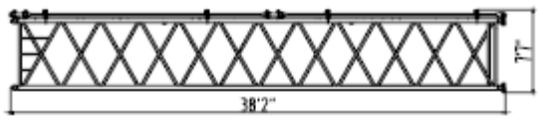

BOOM INSERT 37'9" (11.5m)

Length	38'2"
Width	7'7"
Height	7'7"
Weight	5070 lbs

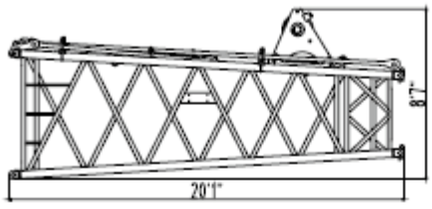

TRANSITION INSERT 19'8" (6m)

Length	20'1"
Width	7'3"
Height	8'7"
Weight	3351 lbs

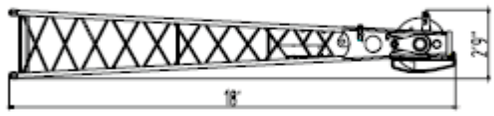

FIXED JIB TIP 16'5" (5m)

Length	18'
Width	3'4"
Height	2'9"
Weight	1102 lbs

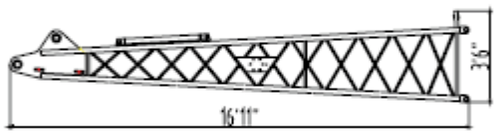

FIXED JIB BASE 16'5" (5m)

Length	16'11"
Width	3'4"
Height	3'6"
Weight	661 lbs

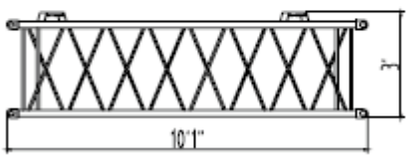

FIXED JIB INSERT 9'10" (3m)

Length	10'1"
Width	3'4"
Height	3'
Weight	278 lbs

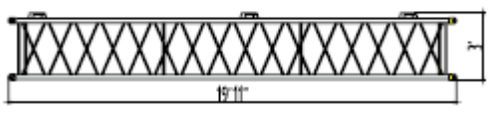

FIXED JIB INSERT 19'8" (6m)

Length	19'11"
Width	3'4"
Height	3'
Weight	661 lbs

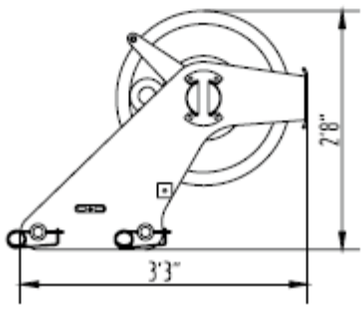

UPPER BOOM POINT

Length	3'3"
Width	1'8"
Height	2'8"
Weight	419 lbs

View thousands of Crane Specifications on FreeCraneSpecs.com

SANY AMERICA INC.

TRANSPORT DIMENSIONS

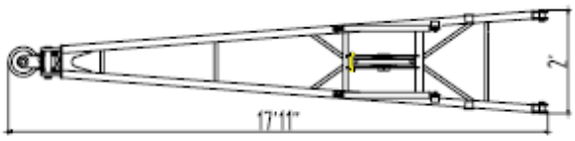

FIXED JIB SUPPORT FRAME

Length	17'11"
Width	3'5"
Height	2'
Weight	1168 lbs

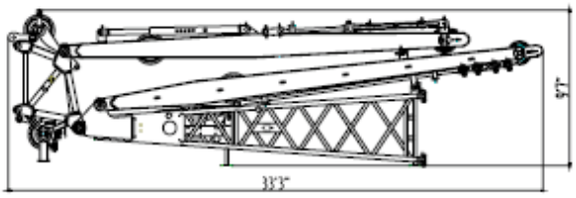

LUFFING JIB BASE 21'4" (6.5m)
(Including Struts & Boom Tip Adaptor)

Length	33'3"
Width	5'
Height	9'8"
Weight	15653 lbs

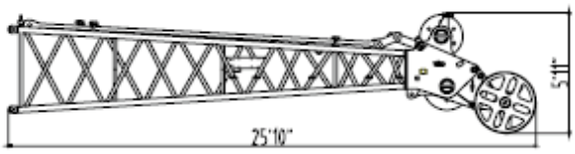

LUFFING JIB TIP 21'4" (6.5m)
(Including the Upper Boom Point)

Length	25'10"
Width	4'11"
Height	4'11"
Weight	4431 lbs

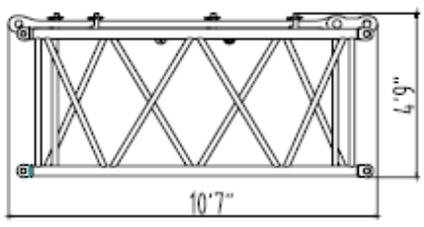

LUFFING JIB INSERT 9'10" (3m)

Length	10'7"
Width	5'
Height	4'9"
Weight	904 lbs

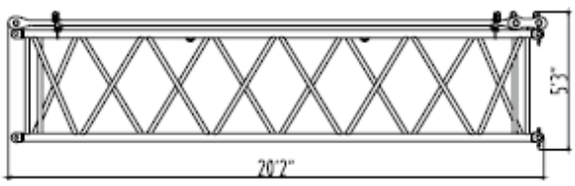

LUFFING JIB INSERT 19'8" (6m)

Length	20'2"
Width	5'1"
Height	5'3"
Weight	1543 lbs

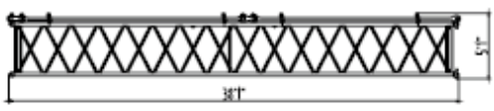

LUFFING JIB INSERT 37'9" (11.5m)

Length	38'1"
Width	5'1"
Height	5'1"
Weight	2866 lbs

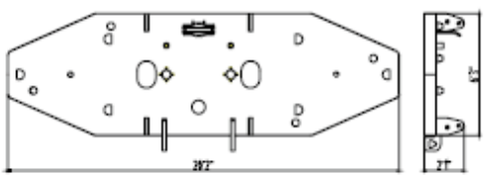

UPPERWORKS COUNTERWEIGHT TRAY

Length	20'2"
Width	6'3"
Height	2'1"
Weight	30868 lbs

View thousands of Crane Specifications on FreeCraneSpecs.com

SANY AMERICA INC.

TRANSPORT DIMENSIONS

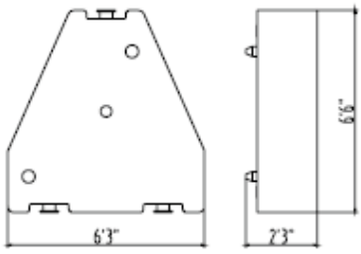

COUNTERWEIGHT BLOCK

Length	6'3"
Width	6'6"
Height	2'3"
Weight	12125 lbs

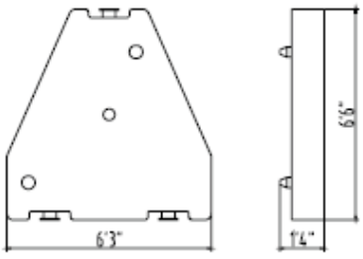

COUNTERWEIGHT BLOCK

Length	6'3"
Width	6'6"
Height	1'4"
Weight	6614 lbs

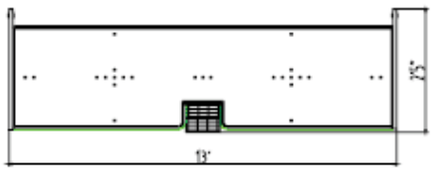

CARBODY COUNTERWEIGHT

Length	13'
Width	4'9"
Height	2'5"
Weight	22046 lbs

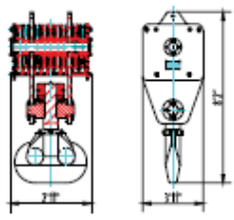

220 USt (200 MT) HOOK BLOCK

Length	2'11"
Width	3'11"
Height	8'2"
Weight	7650 lbs

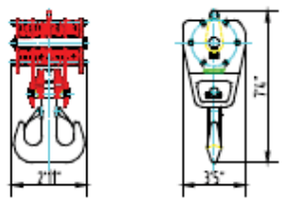

165 USt (150MT) HOOK BLOCK

Length	2'11"
Width	3'5"
Height	7'4"
Weight	5666 lbs

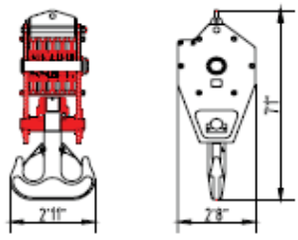

110 USt (100MT) HOOK BLOCK

Length	2'11"
Width	2'8"
Height	7'1"
Weight	4057 lbs

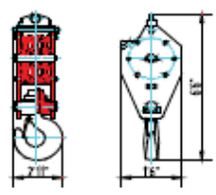

55 USt (50MT) HOOK BLOCK

Length	2'11"
Width	1'6"
Height	6'6"
Weight	2116 lbs

View thousands of Crane Specifications on FreeCraneSpecs.com

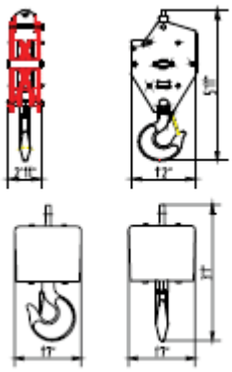

28 USt (25MT) HOOK BLOCK	
Length	2'11"
Width	1'2"
Height	5'11"
Weight	1653 lbs

14.9 USt (13.5MT) HOOK BALL	
Length	1'7"
Width	1'7"
Height	3'1"
Weight	1146 lbs

NOTES:

1. The transport size of this part is diagram, which is not drawn based on scale, the indicating size is the design value, and the packaging is not included
2. The weight is the design value, due to the manufacturing errors, the weight error is about ± 2%

View thousands of Crane Specifications on FreeCraneSpecs.com

SANY AMERICA INC.

LOAD OUT SUMMARY

282'2" MAIN BOOM + 101'8" FIXED JIB + 167'4" LUFFING JIB
TRANSPORT TRAILER LOAD OUT SUMMARY

NAME	WEIGHT (LBS)	1	2	3	4	5	6	7	8	9	10	11
BASIC MACHINE (3 WINCHES,CARBODY, OUTRIGGERS, ALL WIRE ROPES)	92594	1										
TRACK FRAME	44092		2									
BOOM BASE W/ AUX. DRUM	12566		1									
UPPERWORKS CTWT TRAY	30868			1								
CARBODY CTWT	22046									2		
CTWT BLOCK 5.5T	12125				2	2	2	2				
CTWT BLOCK 3T	6614							2				
BOOM TIP	7496			1								
MAIN BOOM INSERT 9'10" (3M)	1764											2
MAIN BOOM INSERT 19'8" (6M)	2866										2	1
MAIN BOOM INSERT 37'9" (11.5M)	5070				1	1	1	1				
TRANSITION INSERT	3351								1			
LUFFING JIB TIP (+ UPPER POINT)	4431								1			
LUFFING JIB BASE	15653									1		
LUFFING JIB INSERT 9'10" (3M)	904											1
LUFFING JIB INSERT 19'8" (6M)	1543										2	
LUFFING JIB INSERT 37'9" (11.5M)	2866				1	1						
Fixed Jib Support Frame	1168				1							
Fixed Jib Tip	1102						1					
Fixed Jib Base	661						1					
Fixed Jib Insert 9'10" (3m)	278											1
FIXED JIB INSERT 19'8" (6M)	661							2				1
UPPER BOOM POINT	419			1								
HOOK BLOCK 220 UST (200MT)	7650								1			
HOOK BLOCK 165 UST (150MT)	5666								1			
HOOK BLOCK 110 UST (100MT)	4057									1		
HOOK BLOCK 55 UST (50MT)	2116									1		
HOOK BLOCK 28 UST (25MT)	1653									1		
HOOK BLOCK 14.9 UST (13.5MT)	1146								1			
PACKAGE BOX	11023				1							
PACKAGE BOX	8818	1										
SINGLE TRUCK TRANSPORT WEIGHT (LBS)		101412	100751	38783	44377	32187	31085	43872	22244	67571	8818	8237

View thousands of Crane Specifications on FreeCraneSpecs.com

SCC8200
MAIN BOOM (H) LOAD CHART

2119A | 60,4000 lbs + 22,000 lbs | 360°

LOAD RAD (ft)	BOOM LENGTH (ft) 53	72	92	112	130	149	167	187	205	225	243	263	282
	CAPACITY (Klb)												
16	424.4												
18	387.9												
20	353.7	309.7											
25	302.7	291.2	279.8										
30	246.1	246.1	234.1	221.2	201.9								
35	195.7	195.7	194.2	185.3	176.9	163.4							
40	160.9	160.9	160.9	158.4	151.9	145.4	138.5	135.2					
45	136.2	136.2	136.2	136.2	132.9	127.5	122.6	117.6	110.4	96.3			
50		113.4	113.4	113.4	116.4	113.2	109.1	104.8	101.0	92.4	80.2		
55		103.5	103.5	103.5	103.5	101.6	98.0	94.2	90.9	86.9	77.2	66.3	
60		90.2	90.2	90.2	91.5	91.4	88.7	85.3	82.3	79.2	73.9	63.4	54.3
65			82.9	82.7	82.3	81.8	80.7	77.8	75.1	72.1	69.1	60.8	52.0
70			75.2	74.9	74.6	74.1	72.4	71.4	68.8	66.2	63.7	58.3	49.8
75			68.5	68.2	67.9	67.4	66.8	65.6	63.3	60.8	58.6	55.3	47.8
80				62.4	62.0	61.6	60.9	60.3	58.4	56.0	54.0	51.6	45.9
85				57.2	57.0	56.5	55.8	55.2	54.2	51.8	49.9	47.7	44.5
90				52.9	52.7	52.3	551.5	50.8	50.0	48.2	46.4	44.2	41.7
95				49.3	48.9	48.4	47.7	47.0	46.3	44.8	43.1	40.9	38.9
100					45.3	44.9	44.2	43.5	42.9	41.7	40.1	38.0	36.1
110					38.9	39.0	38.4	37.7	37.0	36.1	34.9	33.0	31.1
120						34.2	33.5	32.8	32.1	31.3	30.4	28.7	26.9
130						30.2	29.5	28.8	28.1	27.2	26.5	25.0	23.3
140							26.1	25.4	24.7	23.9	23.1	21.9	20.2
150								22.5	21.8	20.9	20.2	19.1	17.4
160								20.0	19.2	18.5	17.6	16.6	15.0
170									16.9	16.1	15.4	14.5	12.8
180										14.2	13.5	12.5	10.9
190										12.5	11.6	10.7	9.2
200											10.1	9.1	7.7
210											8.7	7.7	

*This material is supplied for reference only. Operator must refer to Crane Rating Manual and Operator's Manual to dertermine allowable crane lifting capacities and assembly operating procedures.

View thousands of Crane Specifications on FreeCraneSpecs.com

SANY AMERICA INC.

(H) BOOM RANGE DIAGRAM

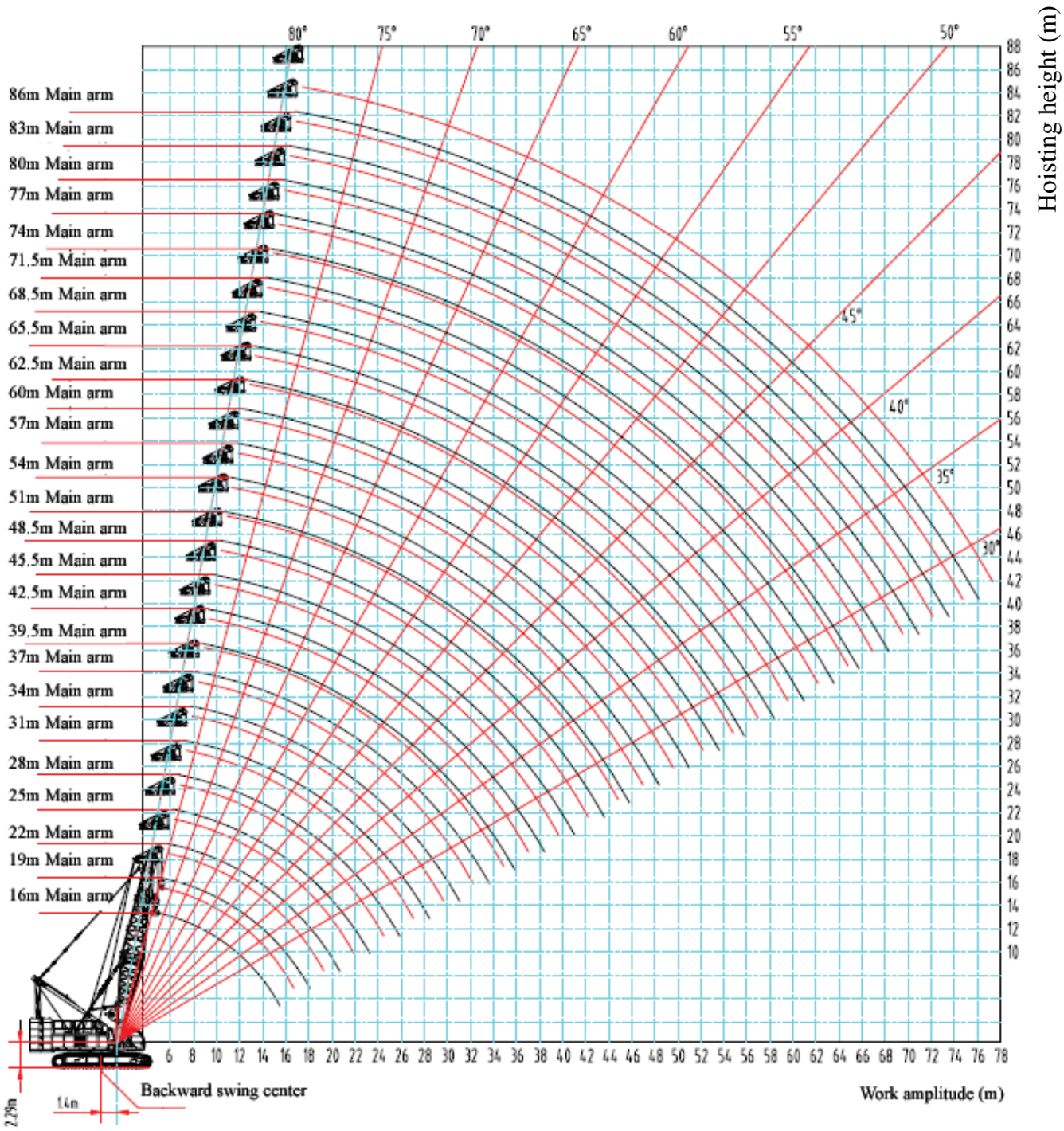

View thousands of Crane Specifications on FreeCraneSpecs.com

SANY AMERICA INC.

(H) BOOM OPERATING CONDITIONS

Arm Length (ft)	Boom Insert		
	9'10"	19'8"	37'9"
56'6"	–	–	–
62'4"	1	–	–
72'2"	–	1	–
82'	1	1	–
91'10"	–	2	–
101'8"	1	2	–
111'6"	–	3	–
121'5"	1	3	–
129'7"	–	2	1
139'5"	1	2	1
149'4"	–	3	1
159'1"	1	3	1
167'4"	–	2	2
177'2"	1	2	2
187'	–	3	2
196'11"	1	3	2
205'1"	–	2	3
214'11"	1	2	3
224'8"	–	3	3
234'7"	1	3	3
242'10"	–	2	4
252'7"	1	2	4
262'6"	–	3	4
272'4"	1	3	4
*282'2"	2	3	4

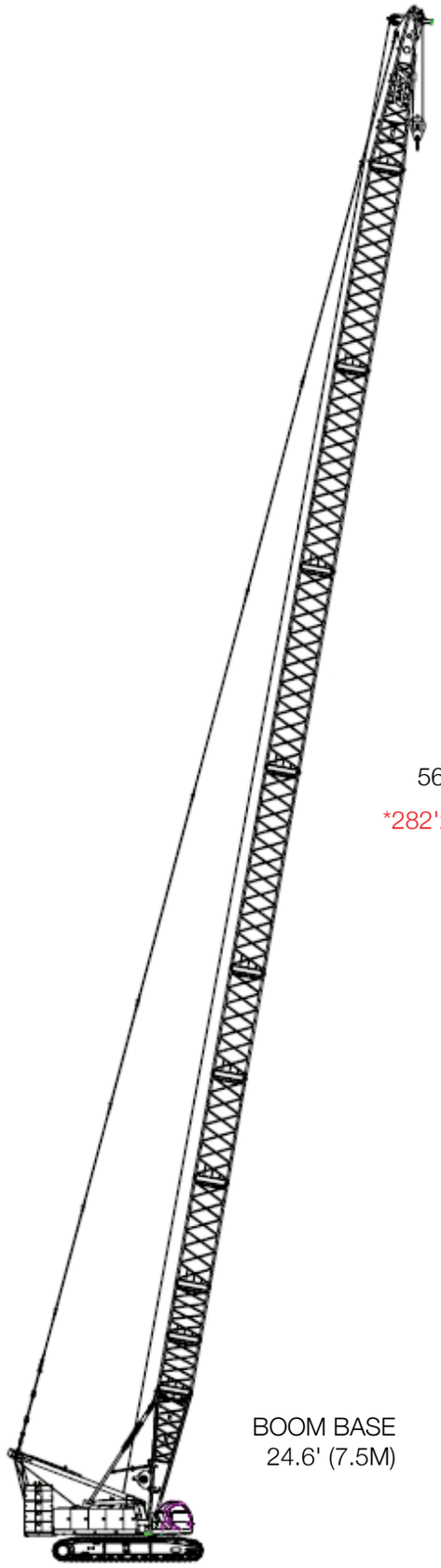

View thousands of Crane Specifications on FreeCraneSpecs.com

SANY AMERICA INC.

(FJ) FIXED JIB LOAD CHART

SCC8200 **43 FT** FIXED JIB

0908A + 2119A | 141,100 lbs + 44,100 lbs | 360°

BOOM ANGLE **10°**

LOAD RAD (ft)	BOOM LENGTH (ft) 92	112	130	149	167	187	205	224	234
	CAPACITY (Klb)								
35	55.1								
40	54.8	55.0	54.9						
50	49.7	51.8	52.6	54.0	54.7	55.7	55.5		
60	44.9	47.9	48.8	50.7	51.7	52.7	53.5	54.3	54.7
70	40.8	44.2	45.5	47.1	48.1	49.32	50.3	51.1	51.5
80	37.2	40.8	42.3	43.8	44.7	46.0	47.2	48.3	48.7
90	34.1	38.0	39.4	40.6	41.7	43.3	44.5	45.5	46.1
100	31.5	35.2	36.7	37.7	39.1	40.6	41.8	42.4	43.0
110	29.0	32.4	34.0	34.9	36.5	37.8	37.7	36.7	36.0
120	26.8	29.7	31.5	32.0	33.7	33.2	32.3	31.2	30.7
130		26.9	29.2	29.3	29.6	28.6	27.8	26.7	26.2
140		24.9	27.0	26.3	25.8	24.7	24.0	22.9	22.4
150			24.8	23.3	22.5	21.5	20.7	19.7	19.2
160				20.4	19.7	18.7	18.0	17.0	16.4
170				18.2		16.4	15.7	14.7	14.2
180						14.4	13.6	12.7	12.2
190						12.6	11.9	11.0	10.5
200						11.1	10.3	9.4	9.0
210							9.0	8.1	7.6
220							8.0	6.9	

BOOM ANGLE **30°**

LOAD RAD (ft)	BOOM LENGTH (ft) 92	112	130	149	167	187	205	224	234
	CAPACITY (Klb)								
50	40.2	40.9							
60	36.8	38.1	38.8	39.4	40.0				
70	32.9	34.7	36.0	37.2	37.7	40.1	38.6	38.8	39.0
80	29.9	31.6	32.9	34.1	35.2	38.1	36.7	37.1	37.3
90	27.4	29.1	30.4	31.5	32.6	36.2	34.5	35.2	35.5
100	25.2	26.8	28.0	29.3	30.4	31.3	32.2	33.0	33.4
110	23.7	25.1	26.1	27.2	28.2	29.2	30.1	30.8	31.2
120	22.5	23.4	24.4	25.5	26.5	27.4	28.2	29.0	29.4
130		22.2	23.1	24.0	24.9	25.7	26.5	27.1	27.4
140		21.5	22.0	22.7	23.4	24.2	24.5	23.8	23.3
150			20.9	21.5	22.2	22.0	21.4	20.5	20.0
160			19.9	20.4	20.1	19.2	18.6	17.7	17.2
170				18.3		16.7	16.1	15.2	14.7
180						14.6	14.0	13.2	12.6
190						12.8	12.3	11.4	10.8
200						11.2	10.6	9.7	9.2
210							9.2	8.3	7.9
220							8.1	7.2	

SCC8200 **62 FT** FIXED JIB

0908A + 2119A | 141,100 lbs + 44,100 lbs | 360°

BOOM ANGLE **10°**

LOAD RAD (ft)	BOOM LENGTH (ft) 92	112	130	149	167	187	205	224	234
	CAPACITY (Klb)								
40	46.0								
50	41.7	43.1	44.2	45.0	45.2				
60	37.9	39.4	40.5	41.6	42.5	43.4	44.2	44.4	44.8
70	34.5	36.2	37.3	38.5	39.4	40.3	41.0	41.8	42.2
80	31.7	33.4	34.4	35.6	36.6	37.6	38.3	39.1	39.4
90	28.4	30.9	32.0	33.2	34.2	35.1	35.9	36.7	37.0
100	25.1	27.7	29.8	31.1	32.0	32.9	33.7	34.5	34.9
110	22.4	24.8	26.9	29.0	29.9	30.9	31.7	32.5	32.9
120	20.2	22.4	24.2	26.3	27.9	29.1	29.8	30.6	30.8
130	18.4	20.2	22.0	23.8	25.4	27.1	27.9	27.6	27.2
140	16.6	18.5	20.0	21.7	23.2	24.7	24.7	23.8	23.3
150		16.9	18.4	19.9	21.3	22.1	21.6	20.5	20.0
160		15.7	16.9	18.3	19.5	19.4	18.7	17.8	17.3
170			15.7	16.9	17.8	17.0	16.3	15.3	14.9
180				15.7	15.9	15.0	14.3	13.4	12.9
190				14.5	14.1	13.2	12.6	11.7	11.2
200					12.5	11.5	10.9	10.0	9.6
210						10.2	9.5	8.6	8.2
220						9.0	8.3	7.5	7.1
230							7.3		

BOOM ANGLE **30°**

LOAD RAD (ft)	BOOM LENGTH (ft) 92	112	130	149	167	187	205	224	234
	CAPACITY (Klb)								
60	27.9								
70	26.9	27.3	27.4	27.4	27.5				
80	24.8	25.7	26.1	26.5	26.7	26.8	26.8	26.8	26.8
90	22.5	23.6	24.5	25.2	25.5	25.9	26.0	26.2	26.2
100	20.5	21.6	22.5	23.5	24.2	24.5	24.9	25.2	25.2
110	18.7	19.9	20.8	21.7	22.4	23.1	23.7	24.0	24.1
120	17.5	18.5	19.3	20.1	20.8	21.5	22.1	22.7	23.0
130	16.3	17.1	17.9	18.8	19.4	20.2	20.7	21.3	21.5
140	15.5	16.1	16.8	17.5	18.2	18.9	19.4	19.9	20.1
150		15.2	15.8	16.5	17.1	17.7	18.2	18.7	19.1
160		14.5	15.0	15.6	16.1	16.7	17.1	17.7	17.9
170			14.3	14.7	15.2	15.8	16.2	16.5	16.2
180				14.0	14.4	14.9	15.1	14.5	14.0
190				13.4	13.7	13.8	13.4	12.6	12.3
200					12.8	12.2	11.7	10.9	10.6
210						10.7	10.2	9.5	9.0
220						9.3	8.8	8.1	7.7
230							7.7		

*This material is supplied for reference only. Operator must refer to Crane Rating Manual and Operator's Manual to dertermine allowable crane lifting capacities and assembly operating procedures.

View thousands of Crane Specifications on FreeCraneSpecs.com

SANY AMERICA INC.

(FJ) FIXED JIB LOAD CHART

SCC8200 **82 FT** FIXED JIB

0908A + 2119A | 141,100 lbs + 44,100 lbs | 360°

BOOM ANGLE **10º**

LOAD RAD (ft)	BOOM LENGTH (ft) 92	112	130	149	167	187	205	224	234
	CAPACITY (KIb)								
50	25.1	25.9							
60	23.1	23.9	24.3	24.9	25.2	25.1			
70	21.2	22.0	22.5	23.1	23.6	24.0	24.3	24.4	24.5
80	19.5	20.3	20.8	21.4	21.8	22.4	22.8	23.1	23.1
90	17.9	18.7	19.4	20.0	20.5	20.9	21.4	21.7	21.8
100	16.4	17.3	18.0	18.5	19.2	19.7	20.1	20.4	20.5
110	15.2	15.9	16.6	17.2	17.9	18.4	18.9	19.3	19.3
120	14.0	14.9	15.6	16.1	16.7	17.2	17.7	18.1	18.3
130	13.0	13.9	14.5	15.0	15.6	16.1	16.6	17.0	17.1
140	12.1	12.8	13.5	14.2	14.7	15.2	15.7	16.0	16.2
150	11.5	12.0	12.6	13.3	13.8	14.3	14.7	15.1	15.3
160	10.7	11.4	11.8	12.5	12.9	13.5	13.8	14.3	14.4
170		10.7	11.1	11.6	12.1	12.6	13.1	13.4	13.5
180			10.5	11.0	11.4	11.9	12.3	12.7	12.8
190			9.8	10.4	10.8	11.2	9.6	12.0	12.2
200				9.9	10.2	10.6	9.2	10.9	10.5
210				9.4	9.6	10.0	8.8	9.5	9.0
220					9.1	9.4	8.4	8.2	7.8
230						8.4	8.1		
240						7.5	7.2		

BOOM ANGLE 30º

LOAD RAD (ft)	BOOM LENGTH (ft) 92	112	130	149	167	187	205	224	234
	CAPACITY (KIb)								
70	17.3								
80	15.5	15.8	16.0	16.1					
90	14.5	14.9	15.1	15.3	15.5	15.7	15.8	16.0	
100	13.6	13.8	14.2	14.4	14.7	14.9	15.0	15.1	15.1
110	12.7	13.0	13.4	13.6	13.8	14.0	14.2	14.4	14.5
120	11.9	12.3	12.6	12.8	13.1	13.3	13.5	13.7	13.9
130	11.2	11.6	11.9	12.2	12.4	12.6	12.8	13.0	13.0
140	10.7	11.0	11.3	11.5	11.8	12.0	12.2	12.4	12.4
150	10.3	10.5	10.8	11.0	11.3	11.4	11.6	11.8	11.8
160	10.0	10.0	10.2	10.4	10.7	10.9	11.0	11.2	11.2
170		9.7	9.7	10.0	10.2	10.3	10.5	10.7	10.7
180		9.5	9.5	9.6	9.7	9.9	10.1	10.2	10.3
190			9.2	9.2	9.3	9.5	9.6	9.7	9.9
200				9.0	9.0	9.1	9.2	9.4	9.4
210				8.7	8.6	8.7	8.8	8.9	9.0
220					8.3	8.3	8.4	8.5	8.5
230					8.1	8.0	8.1	7.7	7.3
240						7.6	7.2		

SCC8200 **102 FT** FIXED JIB

0908A + 2119A | 141,100 lbs + 44,100 lbs | 360°

BOOM ANGLE **10º**

LOAD RAD (ft)	BOOM LENGTH (ft) 92	112	130	149	167	187	205	224	234
	CAPACITY (KIb)								
60	13.4	13.8	14.2	14.2					
70	12.2	12.6	13.0	13.2	13.5	13.7	13.8		
80	11.0	11.4	11.8	12.2	12.4	12.8	12.9	13.1	13.3
90	10.0	10.5	10.8	11.2	11.5	11.8	12.1	12.3	12.5
100	9.0	9.6	10.0	10.4	10.7	11.0	11.2	11.4	11.6
110	8.4	8.8	9.1	9.5	9.8	10.2	10.4	10.6	10.6
120	7.7	8.1	8.6	9.0	9.1	9.5	9.7	10.0	10.1
130	7.0	7.5	7.8	8.2	8.5	8.9	9.1	9.4	9.5
140		6.8	7.3	7.6	7.9	8.2	8.5	8.8	8.8
150			6.7	7.0	7.3	7.7	7.9	8.2	8.3
160					6.8	7.1	7.4	7.7	7.7
170						6.6	6.9	7.1	7.3
180								6.7	6.9

BOOM ANGLE **30º**

LOAD RAD (ft)	BOOM LENGTH (ft) 92	112	130	149	167	187	205	224	234
	CAPACITY (KIb)								
80	9.0								
90	7.8	8.1	8.0						
100	7.1	7.3	7.5	7.5	7.7	7.8	7.9		
110		6.8	6.9	7.1	7.3	7.3	7.4	7.5	7.5
120					6.8	6.8	6.9	7.0	7.0
130							6.6	6.6	6.6

*This material is supplied for reference only. Operator must refer to Crane Rating Manual and Operator's Manual to dertermine allowable crane lifting capacities and assembly operating procedures.

View thousands of Crane Specifications on FreeCraneSpecs.com

JIB ATTACHMENT ON (H) WORKING RANGE DIAGRAM

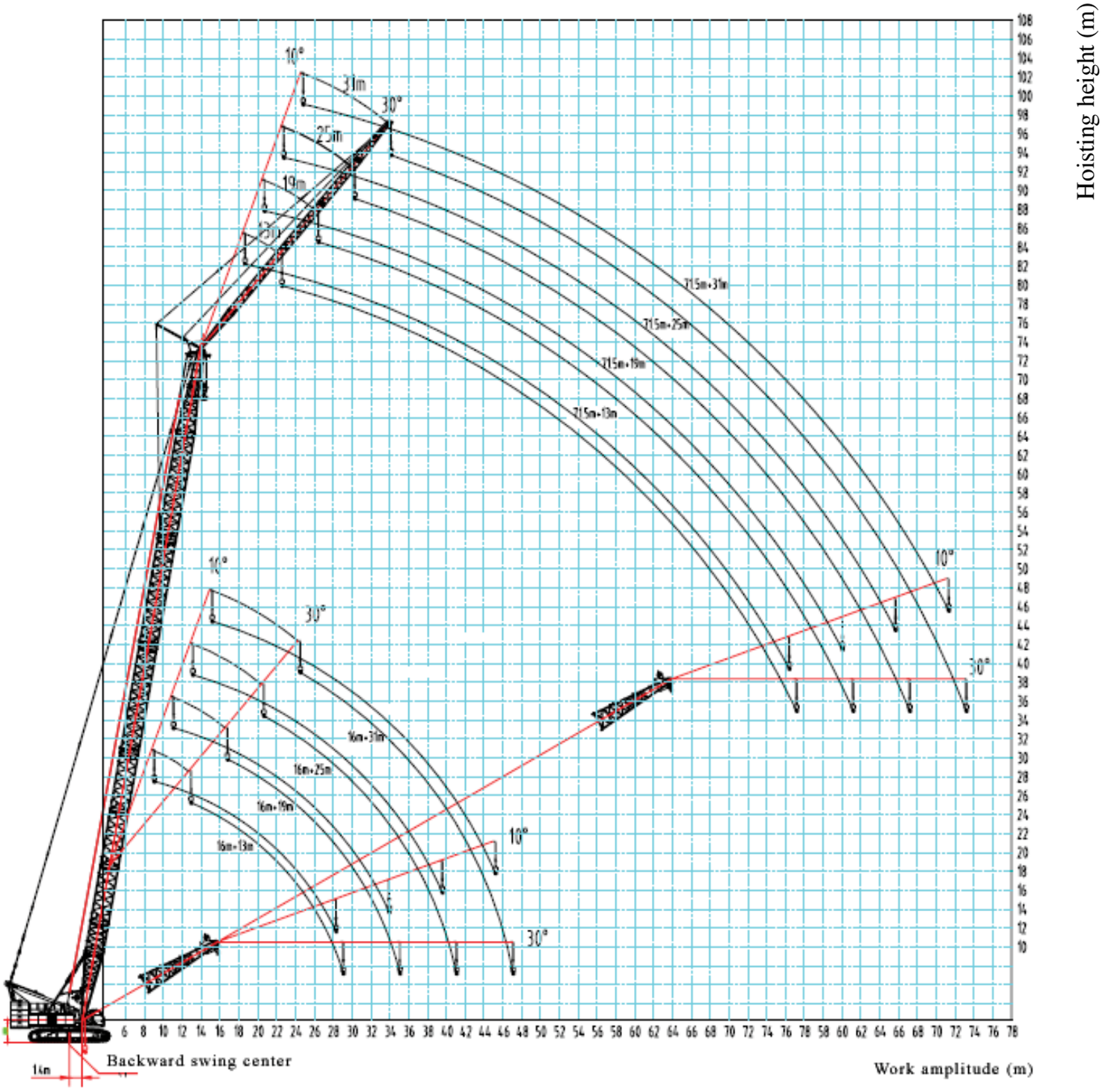

View thousands of Crane Specifications on FreeCraneSpecs.com

(FJ) FIXED JIB OPERATING CONDITIONS

Fixed Jib Length (ft)	Fixed Jib Insert		Length of Main Boom (ft)	Angle of Fixed Jib
	9'10"	19'8"		
42'8"	1	–	91'10"~224'8"	10°,30°
62'4"	1	1	91'10"~224'8"	10°,30°
82'	1	2	91'10"~224'8"	10°,30°
*101'8"	1	3	91'10"~224'8"	10°,30°

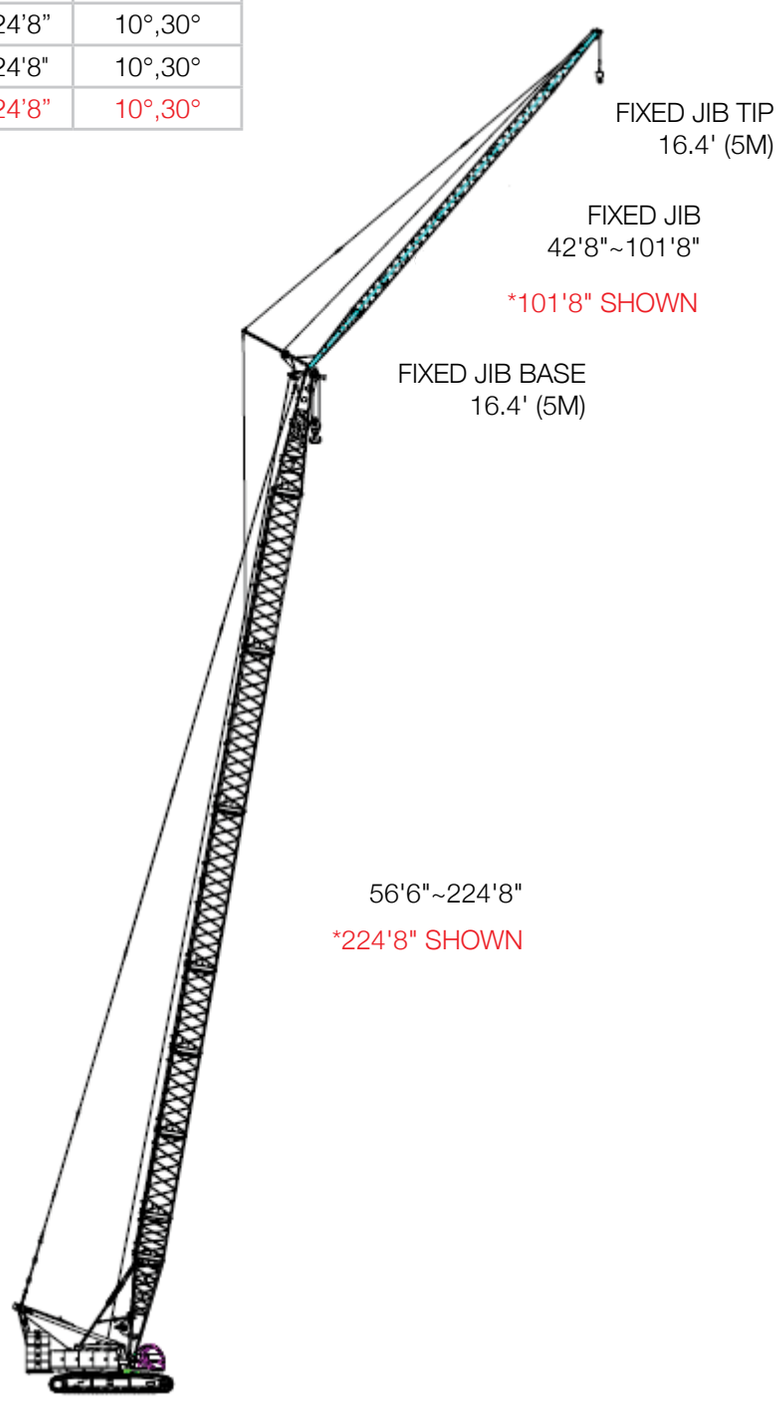

View thousands of Crane Specifications on FreeCraneSpecs.com

SANY AMERICA INC.

(LJ) LUFFING JIB LOAD CHART

SCC8200 72 FT LUFFING JIB

0908A + 2119A | 141,100 lbs + 44,100 lbs | 360°

BOOM ANGLE 85°

LOAD RAD (ft)	BOOM LENGTH (ft) 76	95	115	133	153	171
	CAPACITY (Klb)					
35	131.1					
40	118.0	118.3	117.6	103.0		
50	96.9	98.4	100.0	97.4	97.0	77.3
60	75.4	76.5	77.6	76.8	79.6	76.2
70	60.3	60.8	63.0	60.5	64.7	62.6
80	49.3	51.6	52.1	45.9	53.3	50.2
90					43.8	44.1

BOOM ANGLE 75°

LOAD RAD (ft)	BOOM LENGTH (ft) 76	95	115	133	153	171
	CAPACITY (Klb)					
60	88.1					
70	72.4	70.6	68.4			
80	60.6	59.3	55.8	55.8	52.1	
90	51.8	51.0	39.9	48.0	45.8	42.2
100		44.4	33.7	41.8	40.2	37.8
110				36.9	35.4	33.9
120						30.4

BOOM ANGLE 65°

LOAD RAD (ft)	BOOM LENGTH (ft) 76	95	115	133	153	171
	CAPACITY (Klb)					
90	49.6					
100	43.3	41.5	39.5			
110		36.5	34.6	32.2.		
120			30.9	28.8	26.7	
130				25.8	23.8	21.8
140					21.6	19.5
150						17.3

SCC8200 82 FT LUFFING JIB

0908A + 2119A | 141,100 lbs + 44,100 lbs | 360°

BOOM ANGLE 85°

LOAD RAD (ft)	BOOM LENGTH (ft) 76	95	115	133	153	171
	CAPACITY (Klb)					
40	117.0	116.4	118.1			
50	96.5	98.4	99.2	98.5	96.6	77.3
60	74.9	75.9	77.0	78.3	78.1	76.3
70	59.9	60.3	61.1	61.8	62.9	63.4
80	49.4	50.0	50.4	50.2	51.3	51.2
90	43.2	43.0	43.2	40.7	44.0	40.0
100					37.7	33.6

BOOM ANGLE 75°

LOAD RAD (ft)	BOOM LENGTH (ft) 76	95	115	133	153	171
	CAPACITY (Klb)					
70	72.2	69.9				
80	60.6	59.1	57.4	55.5		
90	51.7	50.8	49.4	47.9	45.9	42.0
100	44.2	44.2	43.0	41.7	40.1	38.0
110		38.8	38.0	36.8	35.3	33.7
120				32.7	31.5	30.0
130						27.0

BOOM ANGLE 65°

LOAD RAD (ft)	BOOM LENGTH (ft) 76	95	115	133	153	171
	CAPACITY (Klb)					
90	49.2					
100	43.1	41.1				
110	38.1	36.3	34.3			
120		32.3	30.5	28.6		
130			27.4	25.6	23.6	21.1
140				23.1	21.3	19.0
150					19.2	17.1
160						15.0

SCC8200 92 FT LUFFING JIB

0908A + 2119A | 141,100 lbs + 44,100 lbs | 360°

BOOM ANGLE 85°

LOAD RAD (ft)	BOOM LENGTH (ft) 76	95	115	133	153	171
	CAPACITY (Klb)					
40	116.9					
50	96.0	98.4	98.3	97.4	86.9	77.2
60	74.2	75.3	76.4	78.5	77.0	75.8
70	59.8	60.3	61.2	62.1	62.5	63.8
80	49.2	49.7	50.1	50.4	51.0	52.0
90	42.9	42.4	42.5	41.6	43.3	42.0
100	37.1	36.2	38.3	33.9	37.3	35.3
110					33.7	29.5

BOOM ANGLE 75°

LOAD RAD (ft)	BOOM LENGTH (ft) 76	95	115	133	153	171
	CAPACITY (Klb)					
70	71.4					
80	60.4	58.8	56.4			
90	51.6	50.6	49.2	47.6	44.8	
100	44.1	44.1	42.8	41.4	39.5	36.9
110	38.6	38.7	37.8	36.5	35.0	33.0
120		33.9	33.6	32.5	31.1	29.6
130				29.4	27.9	26.7
140						24.3

BOOM ANGLE 65°

LOAD RAD (ft)	BOOM LENGTH (ft) 76	95	115	133	153	171
	CAPACITY (Klb)					
100	42.9					
110	37.9	35.8				
120	33.7	32.0	30.2	28.3		
130		28.9	27.2	25.2	23.1	
140			24.5	22.8	21.0	18.7
150				21.2	18.9	16.7
160					17.1	15.2

*This material is supplied for reference only. Operator must refer to Crane Rating Manual and Operator's Manual to dertermine allowable crane lifting capacities and assembly operating procedures.

View thousands of Crane Specifications on FreeCraneSpecs.com

SANY AMERICA INC.

(LJ) LUFFING JIB LOAD CHART

SCC8200 100 FT LUFFING JIB

0908A + 2119A | 141,100 lbs + 44,100 lbs | 360°

BOOM ANGLE 85°

BOOM LENGTH (ft)

LOAD RAD (ft)	76	95	115	133	153	171
	CAPACITY (Klb)					
50	95.3	98.4	95.8	97.5	79.0	77.2
60	73.6	74.8	75.8	78.8	76.1	75.4
70	59.7	60.3	60.9	62.4	62.3	64.1
80	48.9	49.4	49.7	50.7	50.8	52.6
90	42.6	41.8	41.8	42.3	42.7	43.7
100	36.7	36.0	37.7	35.7	36.7	36.6
110	31.3	31.8	32.6	29.2	32.4	32.2

BOOM ANGLE 75°

BOOM LENGTH (ft)

LOAD RAD (ft)	76	95	115	133	153	171
	CAPACITY (Klb)					
80	60.1	58.5				
90	51.6	50.3	49.0	47.0		
100	44.0	43.8	42.6	41.2	39.1	35.9
110	38.3	38.7	37.5	36.2	34.7	32.3
120	33.6	34.0	33.5	32.2	30.9	29.3
130			30.0	29.0	27.7	26.5
140					25.0	24.1

BOOM ANGLE 65°

BOOM LENGTH (ft)

LOAD RAD (ft)	76	95	115	133	153	171
	CAPACITY (Klb)					
100	42.8					
110	37.7	35.5				
120	33.5	31.8	29.9			
130	30.1	28.7	26.9	25.0		
140		25.8	24.4	2.5	20.7	18.4
150			22.1	20.4	18.7	16.5
160				18.3	16.8	14.9
170						13.4

SCC8200 110 FT LUFFING JIB

0908A + 2119A | 141,100 lbs + 44,100 lbs | 360°

BOOM ANGLE 85°

BOOM LENGTH (ft)

LOAD RAD (ft)	76	95	115	133	153	171
	CAPACITY (Klb)					
50	88.2	91.2	89.5	93.9		
60	72.1	72.9	73.8	75.7	74.2	72.0
70	59.0	60.0	60.7	62.8	61.8	63.5
80	47.7	49.0	47.8	51.6	49.4	53.2
90	41.9	41.6	40.3	43.1	41.7	44.4
100	36.1	35.7	36.9	36.6	35.7	37.4
110	30.6	31.8	32.2	30.7	32.1	32.5
120	25.0	27.8	28.1	26.9	28.2	28.8

BOOM ANGLE 75°

BOOM LENGTH (ft)

LOAD RAD (ft)	76	95	115	133	153	171
	CAPACITY (Klb)					
80	60.0					
90	51.6	50.3	48.5	46.4		
100	44.0	43.8	42.5	40.6	38.1	34.8
110	38.5	38.7	37.5	36.1	34.1	31.5
120	33.8	34.2	33.5	32.1	30.6	28.5
130	29.9	30.4	30.0	28.9	27.6	26.0
140			27.0	26.2	25.0	23.5
150					22.6	21.4

BOOM ANGLE 65°

BOOM LENGTH (ft)

LOAD RAD (ft)	76	95	115	133	153	171
	CAPACITY (Klb)					
110	37.5					
120	33.5	31.7				
130	30.1	28.6	26.8	24.7		
140	27.2	25.8	24.3	22.3	20.4	
150		23.5	22.0	20.4	18.5	16.0
160			19.9	18.5	16.7	4.6
170				16.7	15.1	13.2
180						12.0

SCC8200 120 FT LUFFING JIB

0908A + 2119A | 141,100 lbs + 44,100 lbs | 360°

BOOM ANGLE 85°

BOOM LENGTH (ft)

LOAD RAD (ft)	76	95	115	133	153	171
	CAPACITY (Klb)					
50	78.9	79.6	77.2			
60	69.9	70.3	71.0	72.1	72.2	67.9
70	58.1	59.5	60.5	63.1	61.3	62.6
80	45.8	48.6	45.2	52.5	47.8	53.7
90	41.1	41.2	38.2	43.9	40.6	44.8
100	35.5	35.5	35.9	37.3	34.8	37.9
110	31.1	31.7	31.7	32.0	31.7	32.6
120	27.4	27.3	27.9	28.0	28.2	28.5
130	23.2	24.0	42.3	23.5	24.6	25.1

BOOM ANGLE 75°

BOOM LENGTH (ft)

LOAD RAD (ft)	76	95	115	133	153	171
	CAPACITY (Klb)					
80	59.3					
90	51.6	50.2	48.0			
100	44.0	43.8	42.5	40.0	37.0	
110	38.7	38.6	37.4	36.1	33.4	30.7
120	34.1	34.4	33.4	32.1	30.4	27.7
130	30.2	30.4	30.0	28.9	27.5	25.3
140	26.3	27.2	27.1	26.1	24.9	23.1
150			24.4	23.7	22.6	21.2
160					20.4	19.5

BOOM ANGLE 65°

BOOM LENGTH (ft)

LOAD RAD (ft)	76	95	115	133	153	171
	CAPACITY (Klb)					
110	37.4					
120	33.4	31.5				
130	30.0	28.5	26.7			
140	27.2	25.7	24.2	22.3		
150	24.7	23.4	21.8	20.3	18.4	15.2
160		21.3	20.0	18.4	16.6	14.3
170			18.4	17.0	15.0	12.9
180				15.6	13.7	11.7
190						10.5

*This material is supplied for reference only. Operator must refer to Crane Rating Manual and Operator's Manual to dertermine allowable crane lifting capacities and assembly operating procedures.

View thousands of Crane Specifications on FreeCraneSpecs.com

SANY AMERICA INC.

(LJ) LUFFING JIB LOAD CHART

SCC8200 130 FT LUFFING JIB

0908A + 2119A | 141,100 lbs + 44,100 lbs | 360°

BOOM ANGLE 85°

LOAD RAD (ft)	BOOM LENGTH (ft) 76	95	115	133	153	171
	CAPACITY (Klb)					
50	70.0					
60	62.3	66.7	63.2	63.6	64.0	60.3
70	53.0	53.9	54.6	56.3	55.3	56.2
80	43.8	45.5	43.7	48.1	45.2	48.9
90	39.5	39.6	37.9	41.4	39.9	42.0
100	34.6	34.9	35.1	36.1	34.5	36.6
110	30.2	31.5	31.5	31.9	31.0	32.1
120	26.5	27.4	27.8	28.0	27.4	28.4
130	22.6	24.1	24.2	24.4	23.9	25.0
140		22.2	21.6	21.7	21.4	21.8

BOOM ANGLE 75°

LOAD RAD (ft)	BOOM LENGTH (ft) 76	95	115	133	153	171
	CAPACITY (Klb)					
90	48.1	47.1				
100	41.9	42.3	41.7	39.1		
110	37.4	37.8	37.1	35.3	32.7	30.3
120	33.4	33.9	33.2	31.7	29.5	27.7
130	29.9	30.2	29.8	28.5	26.8	25.2
140	26.5	26.9	26.9	25.7	24.3	23.0
150	23.1	24.3	24.2	23.3	22.2	21.1
160			22.7	21.4	20.1	19.1
170					18.3	17.6

BOOM ANGLE 65°

LOAD RAD (ft)	BOOM LENGTH (ft) 76	95	115	133	153	171
	CAPACITY (Klb)					
120	32.9					
130	29.9	28.2				
140	27.0	25.5	23.9	22.0		
150	24.5	23.1	21.6	19.9	18.0	
160	22.2	21.1	19.7	18.0	16.2	13.9
170		19.2	18.0	16.5	14.7	12.5
180			16.4	15.2	13.3	11.3
190					12.1	10.0
200						9.1

SCC8200 138 FT LUFFING JIB

0908A + 2119A | 141,100 lbs + 44,100 lbs | 360°

BOOM ANGLE 85°

LOAD RAD (ft)	BOOM LENGTH (ft) 76	95	115	133	153	171
	CAPACITY (Klb)					
60	54.8	55.0	55.5	55.9	56.2	56.0
70	47.9	48.4	48.8	49.5	49.3	49.9
80	41.9	42.5	42.2	43.6	43.0	44.1
90	37.9	38.1	37.7	38.7	38.3	39.2
100	33.7	34.3	34.4	34.8	34.3	35.1
110	29.1	31.3	31.4	31.6	30.3	31.7
120	25.5	27.5	27.6	27.9	26.9	28.3
130	21.9	24.2	24.1	24.2	23.3	24.8
140	18.0	21.2	21.1	21.5	20.7	21.6
150			17.7	17.8	18.5	18.7

BOOM ANGLE 75°

LOAD RAD (ft)	BOOM LENGTH (ft) 76	95	115	133	153	171
	CAPACITY (Klb)					
90	44.5					
100	39.8	40.8	40.9			
110	36.1	37.0	36.8	34.5	31.8	
120	32.8	33.4	33.0	31.1	28.7	27.7
130	29.6	30.0	29.5	28.1	26.1	25.2
140	26.6	26.8	26.7	25.4	23.7	23.1
150	22.9	23.9	23.9	23.0	21.7	21.1
160	19.1	21.0	22.5	20.9	19.7	19.1
170			21.7	19.2	18.1	17.4
180					16.4	16.1

BOOM ANGLE 65°

LOAD RAD (ft)	BOOM LENGTH (ft) 76	95	115	133	153	171
	CAPACITY (Klb)					
130	29.7	27.8				
140	26.8	25.2	23.6			
150	24.3	22.8	21.4	19.5		
160	22.1	20.8	19.4	17.6	15.7	
170	19.8	19.0	17.7	16.0	14.3	12.2
180		17.9	16.3	14.6	12.9	11.0
190			14.9	13.6	11.7	9.8
200					10.8	8.9
210						8.1

SCC8200 147 FT LUFFING JIB

0908A + 2119A | 141,100 lbs + 44,100 lbs | 360°

BOOM ANGLE 85°

LOAD RAD (ft)	BOOM LENGTH (ft) 76	95	115	133	153	171
	CAPACITY (Klb)					
60	47.0	47.5	48.3	48.9		
70	42.1	42.3	42.6	43.0	43.1	43.2
80	37.6	37.8	38.1	38.3	38.4	38.6
90	34.1	34.1	34.3	34.4	34.6	34.8
100	30.6	31.1	31.1	31.3	31.3	31.5
110	26.4	28.5	28.5	28.7	27.5	28.7
120	23.4	25.1	25.2	25.4	24.4	25.7
130	20.5	22.2	22.1	22.3	21.3	22.7
140	16.6	19.4	19.5	19.8	19.0	19.9
150	12.9	15.9	16.6	16.8	17.2	17.4
160			13.8	13.6	14.6	14.8

BOOM ANGLE 75°

LOAD RAD (ft)	BOOM LENGTH (ft) 76	95	115	133	153	171
	CAPACITY (Klb)					
100	35.4	37.0				
110	32.5	33.6	33.8	32.4		
120	29.7	30.4	30.4	29.1	27.3	26.7
130	27.0	27.5	27.3	26.3	24.9	24.4
140	24.3	24.5	24.7	23.8	22.6	22.2
150	21.5	22.0	22.1	21.5	20.8	20.3
160	19.2	19.9	20.6	19.6	18.8	18.4
170	17.0	18.3	19.9	17.9	17.1	16.8
180			19.3	16.5	15.7	15.4
190					14.7	14.4

BOOM ANGLE 65°

LOAD RAD (ft)	BOOM LENGTH (ft) 76	95	115	133	153	171
	CAPACITY (Klb)					
130	27.6					
140	24.8	24.1				
150	22.5	21.6	20.8	19.1		
160	20.6	19.7	18.8	17.2	15.2	
170	19.0	18.1	17.2	15.7	13.9	12.1
180	16.0	16.7	15.8	14.3	12.6	10.7
190		14.3	14.6	13.3	11.4	9.5
200				11.9	10.5	8.6
210					9.4	7.7
220						6.9

*This material is supplied for reference only. Operator must refer to Crane Rating Manual and Operator's Manual to dertermine allowable crane lifting capacities and assembly operating procedures.

View thousands of Crane Specifications on FreeCraneSpecs.com

SANY AMERICA INC.

(LJ) LUFFING JIB LOAD CHART

SCC8200 157 FT LUFFING JIB

0908A + 2119A | 141,100 lbs + 44,100 lbs | 360°

BOOM ANGLE 85°

LOAD RAD (ft)	BOOM LENGTH (ft) 76	95	115	133	153	171
	CAPACITY (Klb)					
60	40.6	41.0	41.1			
70	36.3	36.5	36.7	37.3	37.2	37.4
80	32.4	32.5	32.7	32.9	33.0	33.2
90	29.2	29.3	29.4	29.5	29.7	29.8
100	26.2	26.5	26.6	26.7	26.8	26.9
110	23.0	24.2	24.2	24.4	23.7	24.5
120	20.6	21.5	21.6	21.8	21.2	22.0
130	18.3	19.3	19.2	19.3	18.7	19.6
140	15.4	17.1	17.2	17.3	16.9	17.4
150	12.5	14.6	15.0	15.1	15.3	15.5
160	9.5	12.4	13.0	14.0	13.5	13.5
170			10.9	13.1	12.7	11.5

BOOM ANGLE 75°

LOAD RAD (ft)	BOOM LENGTH (ft) 76	95	115	133	153	171
	CAPACITY (Klb)					
100	30.5	32.1				
110	27.9	29.0	29.6	29.8		
120	25.4	26.2	26.6	26.4	25.7	25.1
130	23.1	23.7	23.9	23.8	23.4	23.0
140	20.8	21.3	21.7	21.5	21.3	21.0
150	18.7	19.2	19.6	19.5	19.5	19.1
160	16.8	17.4	18.1	17.8	17.6	17.4
170	15.0	16.0	17.2	16.3	16.1	15.9
180		14.6	16.2	14.9	14.8	14.6
190			15.3	13.8	13.6	13.6
200						12.2

BOOM ANGLE 65°

LOAD RAD (ft)	BOOM LENGTH (ft) 76	95	115	133	153	171
	CAPACITY (Klb)					
140	22.0	21.9				
150	20.0	20.0	20.2			
160	18.3	18.3	18.2	17.0		
170	16.9	16.7	16.7	15.6	13.7	
180	13.8	15.5	15.3	14.2	12.5	10.5
190	10.8	13.2	14.0	13.1	11.2	9.2
200		10.5	12.7	11.8	10.2	8.3
210				10.9	9.2	7.4
220					8.3	
220						6.9

SCC8200 167 FT LUFFING JIB

0908A + 2119A | 141,100 lbs + 44,100 lbs | 360°

BOOM ANGLE 85°

LOAD RAD (ft)	BOOM LENGTH (ft) 76	95	115	133	153	171
	CAPACITY (Klb)					
60	34.1					
70	30.5	30.7	30.9	31.0	31.4	31.5
80	27.2	27.2	27.4	27.6	27.6	27.8
90	24.4	24.4	24.6	24.6	24.8	24.8
100	21.9	22.0	22.1	22.2	22.3	22.4
110	19.6	19.9	19.9	20.1	19.9	20.1
120	17.7	18.0	18.0	18.1	18.0	18.3
130	16.0	16.3	16.3	16.3	16.1	16.5
140	14.2	14.8	14.8	14.9	14.8	14.9
150	12.4	13.3	13.4	13.4	13.5	13.5
160	10.5	12.1	12.2	12.4	12.2	12.2
170	8.6	11.1	11.1	11.6	11.4	11.1
180				10.6	10.4	10.2

BOOM ANGLE 75°

LOAD RAD (ft)	BOOM LENGTH (ft) 76	95	115	133	153	171
	CAPACITY (Klb)					
110	23.3	24.3	25.4			
120	21.1	22.0	22.8	23.6	24.1	
130	19.1	19.9	20.6	21.3	21.9	21.8
140	17.4	18.1	18.7	19.3	19.9	19.8
150	15.8	16.4	17.0	17.5	18.3	17.9
160	14.5	15.0	15.6	15.9	16.4	16.3
170	13.1	13.7	14.4	14.6	15.0	15.0
180	11.8	12.5	13.2	13.4	13.8	13.8
190		11.2	11.9	12.2	12.7	12.9
200				11.6	11.7	11.7
210						11.4

BOOM ANGLE 65°

LOAD RAD (ft)	BOOM LENGTH (ft) 76	95	115	133	153	171
	CAPACITY (Klb)					
140	19.1					
150	17.5	18.3				
160	16.0	16.8	17.6			
170	14.7	15.4	16.2	15.5	13.4	
180	13.6	14.2	14.8	14.1	12.3	9.8
190	12.5	12.7	13.5	12.9	11.0	8.9
200	11.5	11.7	12.1	11.7	9.9	8.0
210		10.8	11.4	10.6	8.9	7.0
220				9.7	8.0	
230					7.4	

*This material is supplied for reference only. Operator must refer to Crane Rating Manual and Operator's Manual to dertermine allowable crane lifting capacities and assembly operating procedures.

View thousands of Crane Specifications on FreeCraneSpecs.com

LUFFING JIB ATTACHMENT ON (HH) WORKING RANGE DIAGRAM

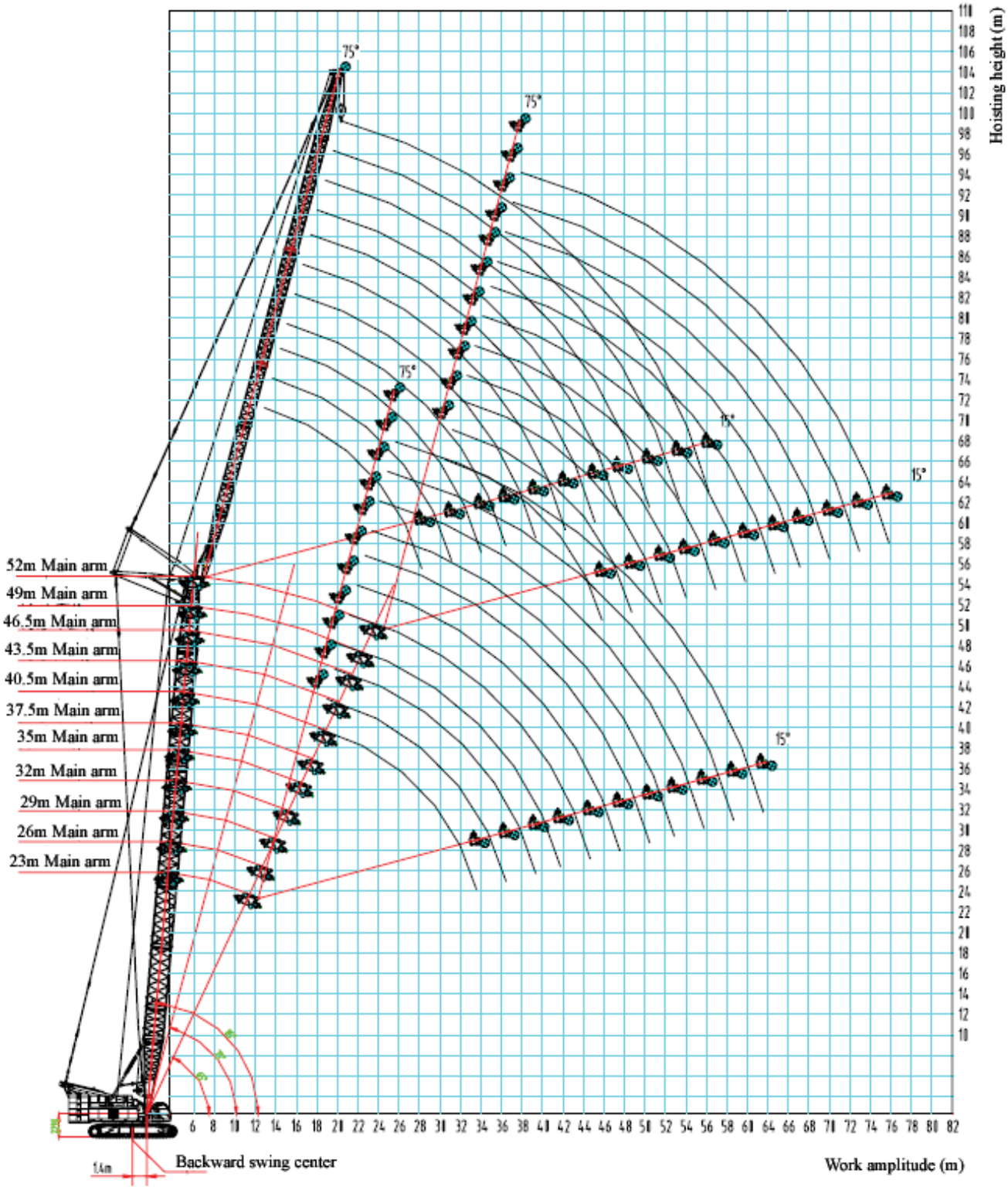

View thousands of Crane Specifications on FreeCraneSpecs.com

SANY AMERICA INC.

(LJ) LUFFING JIB OPERATING CONDITIONS

2119A Boom - LJ Configuration			
Luffing Jib Length (ft)	Insert		
	9'10"	19'8"	37'9"
75'6"	1	1	–
85'4"	–	2	–
95'1"	1	2	–
105'	–	3	–
114'10"	1	3	–
123'	–	2	1
132'11"	1	2	1
142'8"	–	3	1
152'7"	1	3	1
160'10"	–	2	2
170'7"	1	2	2

1412A Luffing Jib - LJ Configuration			
Luffing Jib Length (ft)	Insert		
	9'10"	19'8"	37'9"
72'2"	1	1	–
82'	–	2	–
91'10"	1	2	–
101'1"	–	1	1
109'11"	1	1	1
119'10"	–	2	1
129'7"	1	2	1
137'10"	–	1	2
147'7"	1	1	2
158'6"	–	2	2
167'4"	1	2	2

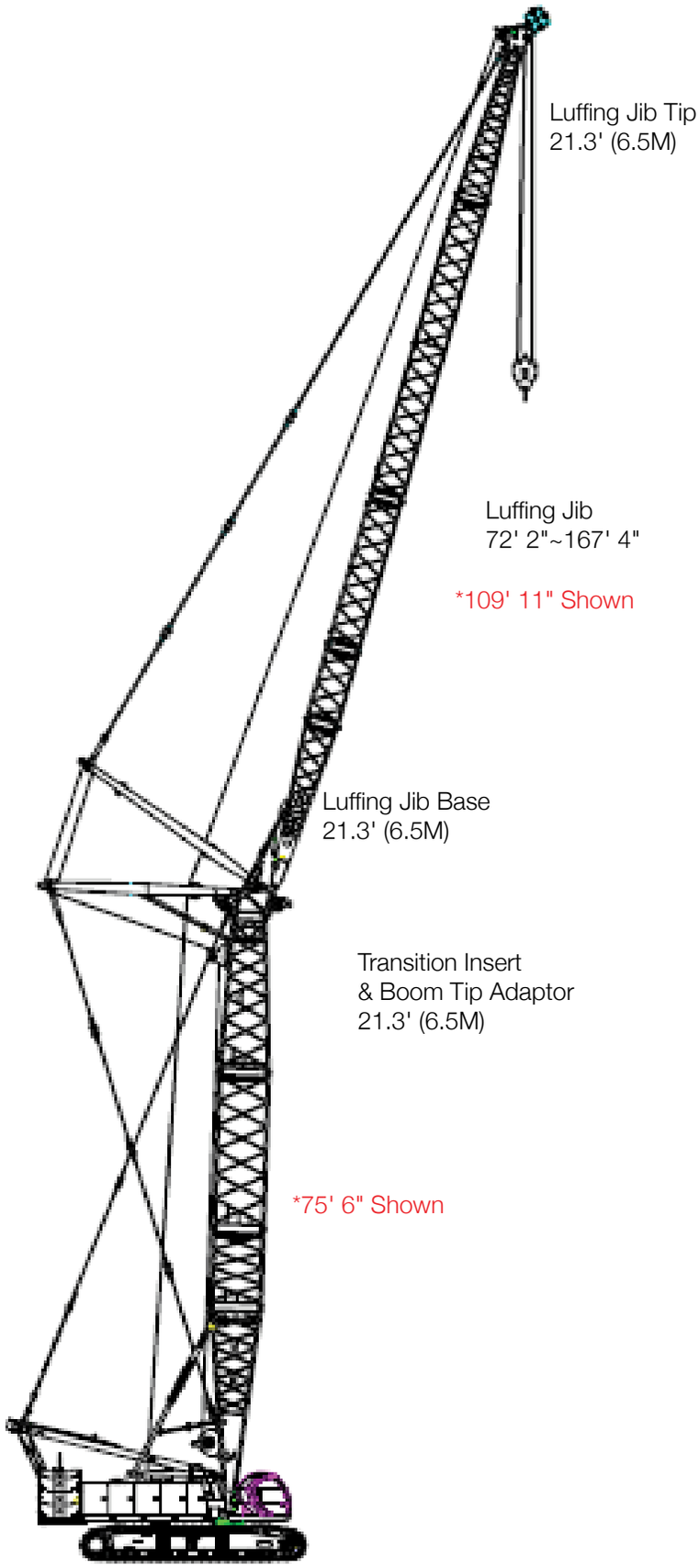

View thousands of Crane Specifications on FreeCraneSpecs.com

View thousands of Crane Specifications on FreeCraneSpecs.com

SCC8200-122112

SANY
AMERICA INC.

318 Cooper Circle
Peachtree City, GA 30269
Tel: 678-251-2810
Fax: 770-632-7820

© SANY America, Inc. All Rights Reserved. SANY America reserves the right to change equipment designs and specifications at any time.

www.sanyamerica.com