View thousands of Crane Specifications on FreeCraneSpecs.com

Outline Dimensions

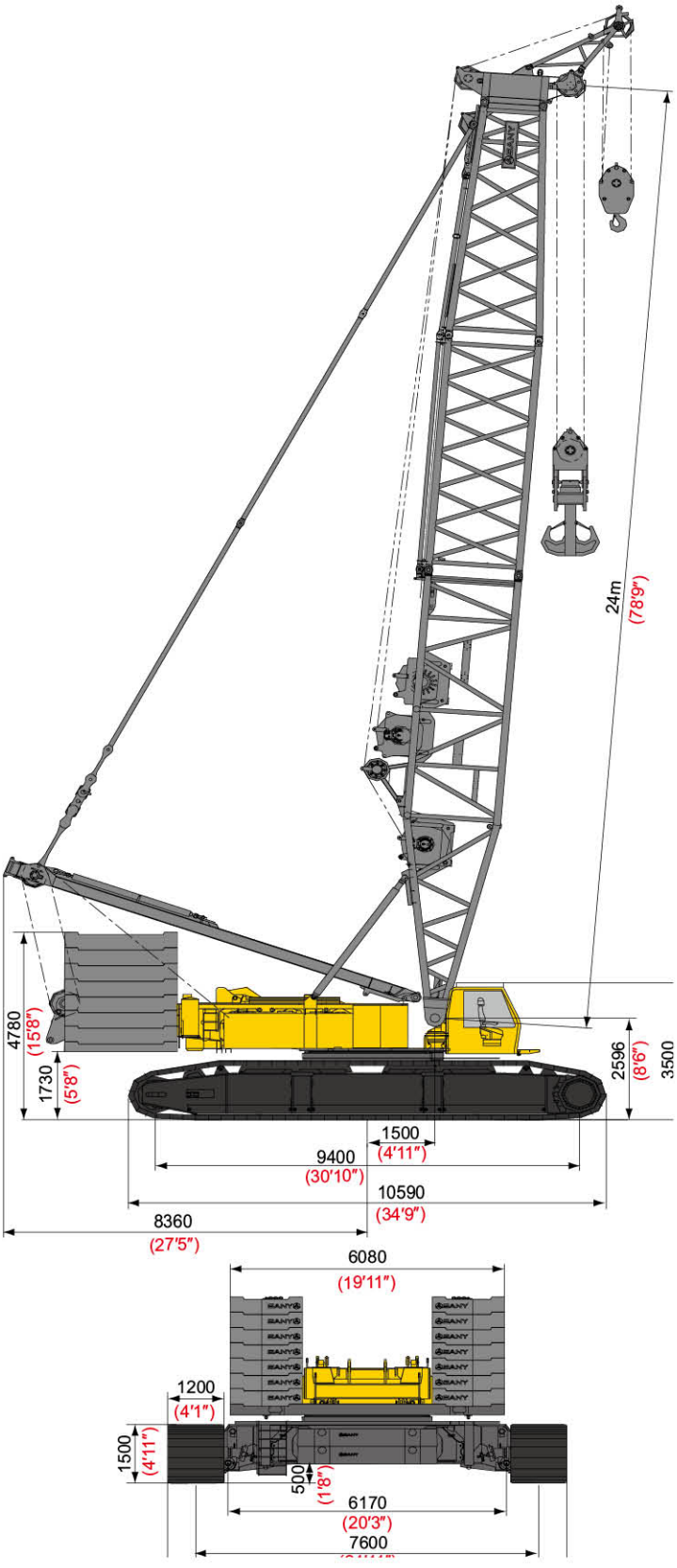

Outline Dimensions of SCC4000 Hydraulic Crawler Crane

View thousands of Crane Specifications on FreeCraneSpecs.com

Outline Dimensions

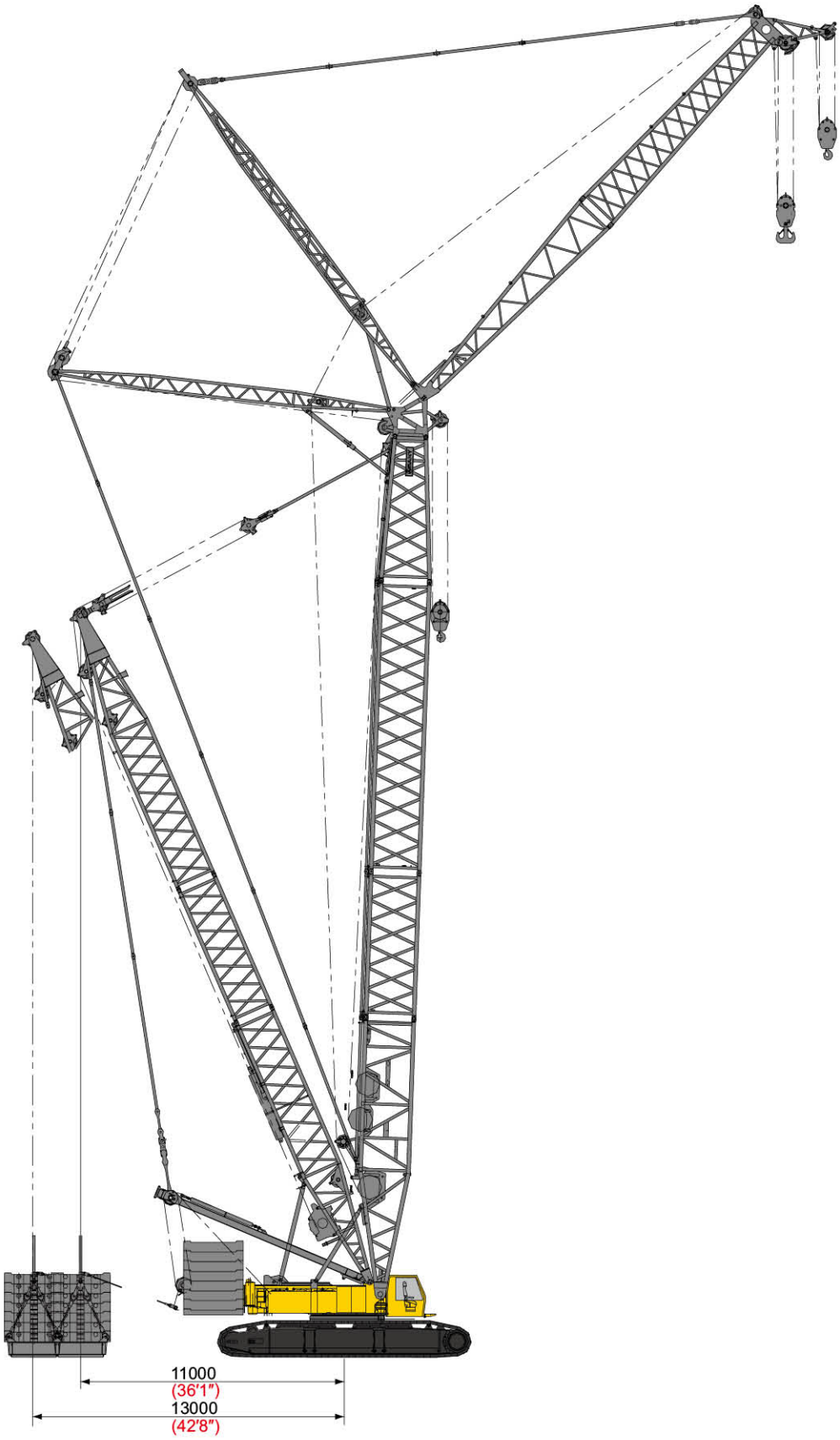

View thousands of Crane Specifications on FreeCraneSpecs.com

Outline Dimensions

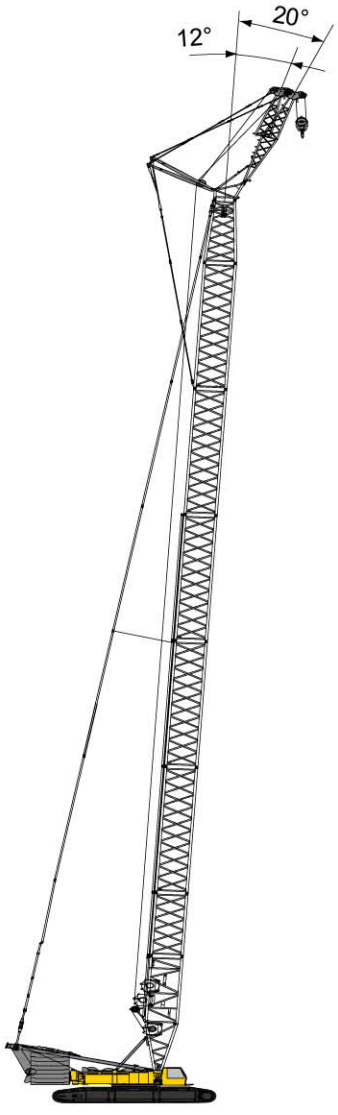

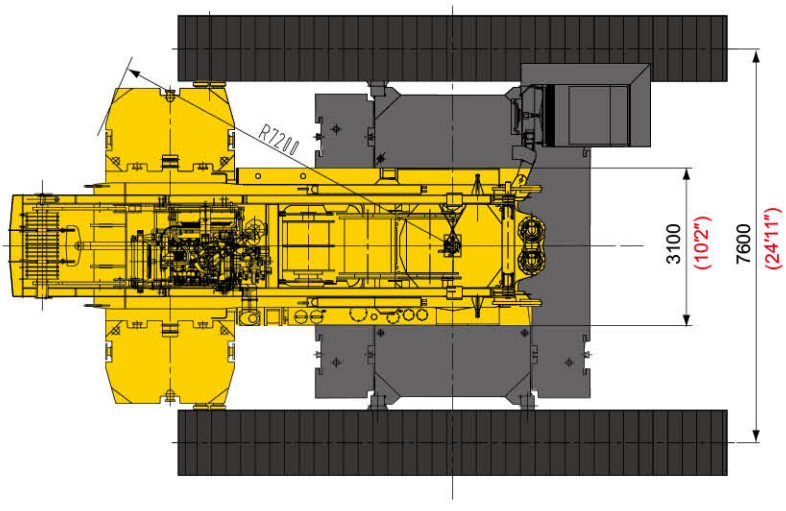

View thousands of Crane Specifications on FreeCraneSpecs.com

Performance Data

Main Performance Data of SCC4000 Crawler Hydraulic Crane (K)			
Performance Index		Unit	Data
H Operating Condition	Rated Lifting Load	mt (Ust)	400 (441)
	Max. Lifting Moment	mt·m (lb·ft)	200×10 (440,920×32′10″)
	Boom Length	m (ft)	24～78 (78′9″~255′11″)
	Boom Luffing Angle		30°～84°
HDB Operating Condition	Rated Lifting Load	mt (Ust)	400 (441)
	Max. Lifting Moment	t·m (lb·ft)	251×20 (553,400×65′7″)
	Boom Length	m (ft)	30～117 (98′5″~383′10″)
	Length of Superlift Mast	m (ft)	30 (98′5″)
	Boom Luffing Angle		30°～84°
LJ Operating Condition	Rated Lifting Load	t (Ust)	120 (132)
	Boom Length	m (ft)	36～54 (118′1″~177′2″)
	Jib Length	m (ft)	27～63 (88′7″~206′8″)
	Full Extensional Boom + Full Extensional Luffing Jib	m (ft)	54+63 (177′2″+206′8″)
	Boom Luffing Range		67°～87°
	Jib Luffing Range		25°～77°
LJDB Operating Condition	Rated Lifting Load	mt (Ust)	180 (198)
	Boom Length	m (ft)	36～84 (118′1″~275′7″)
	Jib Length	m (ft)	27（33）～87 (88′7″(108′3″)~285′5″)
	Full Extensional Boom + Full Extensional Luffing Jib	m (ft)	84+87 (275′7″+285′5″)
	Length of Super-lift Mast	m (ft)	30 (98′5″)
	Boom Luffing Range		67°～87°
	Jib Luffing Range		25°～77°
Working Speed	Wire Speed of Main (Aux.) Hoisting Winch	m/min (fpm)	0～135 (0~443)
	Wire Speed of Main Luffing Winch	m/min (fpm)	(0～65)×2 (0~213) ×2
	Wire Speed of Aux. Luffing Winch	m/min (fpm)	0～88 (0~289)
	Wire Speed of Superlift Luffing Winch	m/min (fpm)	0～88 (0~289)
	Slewing Speed	rpm	0～1.5（10%～100% Stepless Speed Adjustment）
	Traveling Speed	km/h (mph)	0～1.2/0～0.4（Two Speeds） (0～0.75/0～0.25)（Two Speeds）
Engine	Output Power	kW (hp)	330 (442.5)
	Rated Rotational Speed	rpm	2000
Weight	Weight of Overall Crane（with Basic Boom）	kg (lb)	330,000 (727,500)
	Counterweight+Central Ballast+Superlift Counterweight	kg (lb)	145,000(165,000)+40,000+250,000 (319,700(363,800)+88,200+551,100)
	Max. Transport Weight of Single Unit	kg (lb)	55,000 (121,250)
	Transport Dimensions（length×width×height）	mm (ft)	12200×3100×3300 (40′×10′2″×10′10″)
	Average Ground Bearing Pressure (with Basic Boom)	MPa (psi)	0.173 (25.1)

Note: The wire speeds of main/aux. winch , main/aux.luffing winch, and superlift luffing winch indicate the speeds of the outermost layer.

View thousands of Crane Specifications on FreeCraneSpecs.com

Transport Dimensions

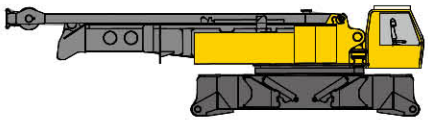

Basic Machine		×1
Length	12.2m	40'
Width	3.1m	10' 2"
Height	3.3m	10' 10"
Weight	55,000kg	121,300lb

Crawler Assembly		×2
Length	10.6m	34' 9"
Width	2.2m	7' 3"
Height	1.5m	4' 11"
Weight	34,000kg	75,000lb

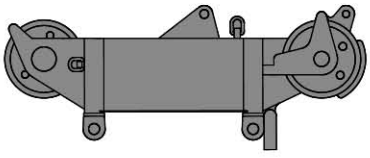

250,000kg(551,200lb) Boom Head		×1
Length	3m	9' 10"
Width	2.3m	7' 7"
Height	1.2m	3' 11"
Weight	2,300kg	5,100lb

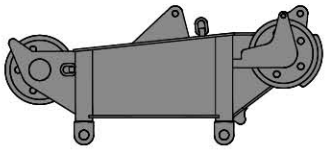

400,000kg (881,800lb) Boom Head		×1
Length	3m	9' 10"
Width	2.3m	7' 7"
Height	1.3m	4' 3"
Weight	4,000kg	8,800lb

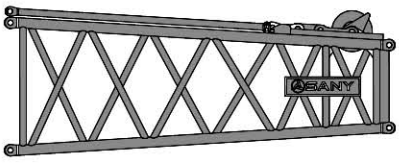

Transition Insert		×1
Length	6.2m	20' 4"
Width	2.8m	9' 2"
Height	2.4m	7' 10"
Weight	3,700kg	8,200lb

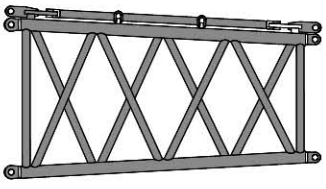

Transition Insert of Mixed Main Boom		×1
Length	4.3m	14' 1"
Width	2.8m	9' 2"
Height	2.4m	7' 10"
Weight	2,400kg	5,300lb

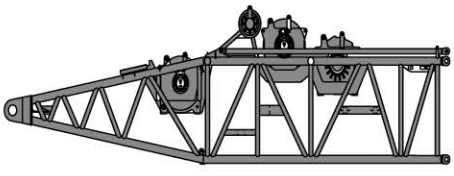

Boom Base		×1
Length	11.8m	38' 9"
Width	2.8m	9' 2"
Height	2.4m	7' 10"
Weight	24,500kg	54,000lb

View thousands of Crane Specifications on FreeCraneSpecs.com

Transport Dimensions

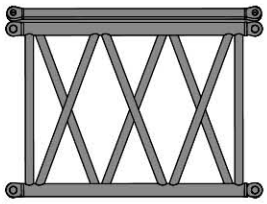

Boom Insert 3m (9′ 10″)		×1
Length	3.2m	10’ 6”
Width	2.8m	9’ 2”
Height	2.4m	7’ 10”
Weight	2,000kg	4,400lb

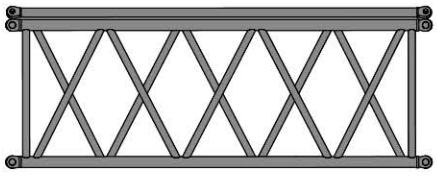

Boom Insert 6m (19′ 8″)		×2
Length	6.2m	20’ 4”
Width	2.8m	9’ 2”
Height	2.4m	7’ 10”
Weight	3,400kg	7,500lb

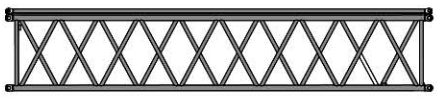

Boom Insert 12m (39′ 4″)A		×5
Length	12.2m	40’
Width	2.8m	9’ 2”
Height	2.4m	7’ 10”
Weight	6,100kg	13,400lb

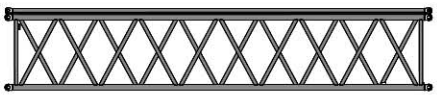

Boom Insert 12m (39′ 4″)B		×1
Length	12.2m	40’
Width	2.8m	9’ 2”
Height	2.4m	7’ 10”
Weight	6,100kg	13,400lb

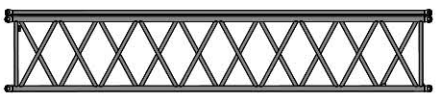

Boom Insert 12m (39′ 4″)C		×1
Length	12.2m	40’
Width	2.8m	9’ 2”
Height	2.4m	7’ 10”
Weight	6,100kg	13,400lb



Jib Tip		×1
Length	11m	36’ 1”
Width	2.3m	7’ 7”
Height	1.9m	6’ 3”
Weight	4,000kg	8,800lb



Jib Base, Jib Strut, Main Strut and Connecting Head		×1
Length	18m	59’ 1”
Width	2.3m	7’ 7”
Height	3.3m	10’ 10”
Weight	15,500kg	34,200lb

View thousands of Crane Specifications on FreeCraneSpecs.com

Transport Dimensions

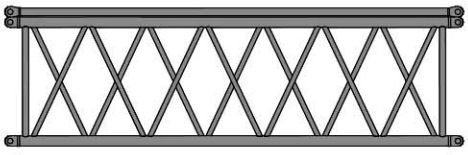

Jib Insert 6m (19’ 8 “)		×1
Length	6.2m	20’ 4”
Width	2.3m	7’ 7”
Height	1.9m	6’ 3”
Weight	1,800kg	4,000lb

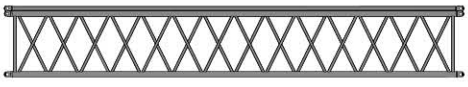

Jib Insert 12m (39’ 4 “)		×5
Length	12.2m	40’ 0”
Width	2.3m	7’ 7”
Height	1.9m	6’ 3”
Weight	3,200kg	7,100lb

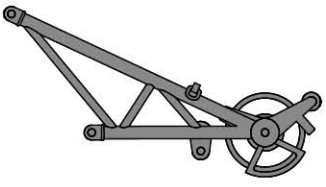

Extension Jib		×1
Length	2.7m	8’ 10”
Width	1.2m	3’ 11”
Height	1.4m	4’ 7”
Weight	500kg	1,100lb

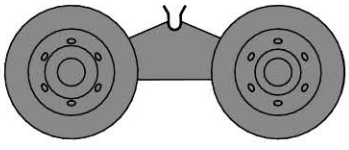

Bogie Truck		×1
Length	2.6m	8’ 6”
Width	1.8m	5’ 11”
Height	1.1m	3’ 7”
Weight	1,000kg	2,200lb

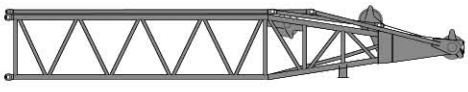

Superlift Mast Tip		×1
Length	12.5m	41’
Width	2.5m	8’ 2”
Height	2m	6’ 7”
Weight	5,900kg	13,000lb

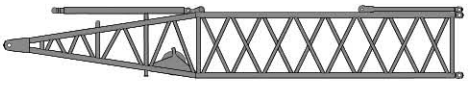

Superlift Mast Base		×1
Length	12.3m	40’ 4”
Width	2.7m	8’ 10”
Height	2.2m	7’ 3”
Weight	15,000kg	33,100lb

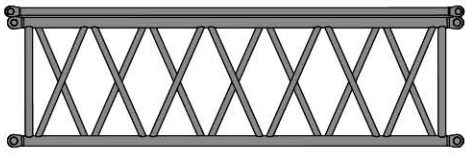

Superlift Mast Insert 6m(19’ 8”)		×1
Length	6.2m	20’ 4”
Width	2.6m	8’ 6”
Height	2m	6’ 7”
Weight	2,000kg	4,400lb

View thousands of Crane Specifications on FreeCraneSpecs.com

Transport Dimensions

Light Boom Insert I		×1
Length	12.2m	40’ 0”
Width	2.8m	9’ 2”
Height	2.4m	7’ 10”
Weight	5,200kg	11,500lb

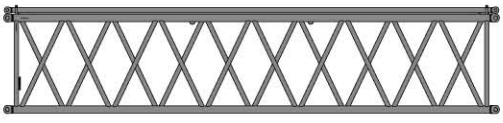

Light Boom Insert II		×1
Length	12.2m	40’ 0”
Width	2.8m	9’ 2”
Height	2.4m	7’ 10”
Weight	4,800kg	10,600lb

Light Transition Insert		×1
Length	6.2m	20’ 4”
Width	2.8m	9’ 2”
Height	2.4m	7’ 10”
Weight	3,200kg	7,050lb

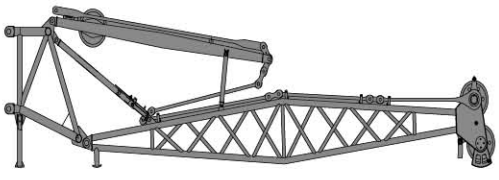

Fixed Jib Group		×1
Length	11.2m	36’ 9”
Width	2.3m	7’ 7”
Height	2.8m	9’ 2”
Weight	5,200kg	11,500lb

Central Ballast Block		×4
Length	3.1m	10’ 2”
Width	1.1m	3’ 7”
Height	0.51m	1’ 8”
Weight	10,000kg	22,000lb

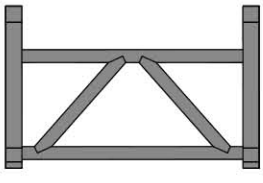

Central Ballast Frame		×2
Length	1.6m	5’ 3”
Width	0.83m	2’ 9”
Height	1.1m	3’ 7”
Weight	400kg	900lb

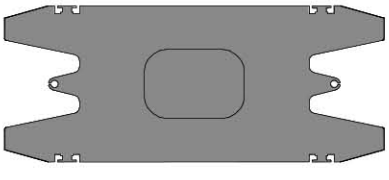

Counterweight Tray		×1
Length	6.1m	20’
Width	2.5m	8’ 2”
Height	0.51m	1’ 8”
Weight	15,000kg	33,100lb

View thousands of Crane Specifications on FreeCraneSpecs.com

Transport Dimensions

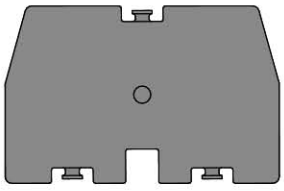

10,000kg(22,100lb) Counterweight Block		×36
Length	2.5m	8’ 2”
Width	1.6m	5’ 3”
Height	0.46m	1’ 6”
Weight	10,000kg	22,000lb

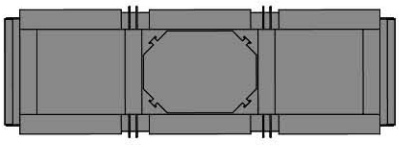

Superlift Counterweight Tray		×1
Length	6.4m	21’
Width	2.2m	7’ 3”
Height	0.76m	2’ 6”
Weight	5,700kg	12,600lb

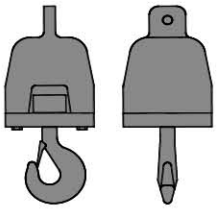

15t(17 USt) Hook Block		×1
Length	1.2m	3’ 11”
Width	0.46m	1’ 6”
Height	0.46m	1’ 6”
Weight	770kg	1,700lb

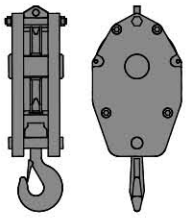

35t(39 USt) Hook Block		×1
Length	1.8m	5’ 11”
Width	0.77m	2’ 6”
Height	0.54m	1’ 9”
Weight	1,500kg	3,300lb

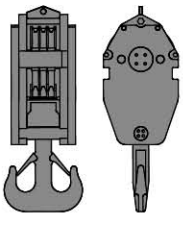

100t(110 USt) Hook Block		×1
Length	1.8m	5’ 11”
Width	0.77m	2’ 6”
Height	0.54m	1’ 9”
Weight	2,800kg	6,200lb

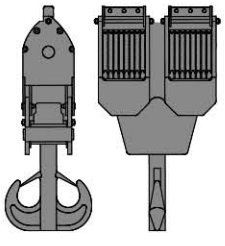

400t(441 USt) Hook Block		×1
Length	3.4m	11’ 2”
Width	1.3m	4’ 3”
Height	1.8m	5’ 11”
Weight	7,000kg	15,400lb

Note: The 400t(441USt) hook block can be disassembled into two 200t (220USt) hook blocks.

Notes:

1.The transport dimensions of main parts are not drawn to proportion. The dimensions in the sketches are design values excluding packages.

2. The weight is design value and there may be difference caused during manufacturing.

View thousands of Crane Specifications on FreeCraneSpecs.com

Specifications

Upperworks

Engine

The DEUTZ Model TCD2015V06 engine, 6-cylinder, water-cooled, rated at 330kW (443 hp) /2000rpm. The maximum output torque is 2000N•m (1476 lb•ft) at 1300rpm.
Diesel oil tank capacity: 610L (161gal.)

Control System

Encoder made in German and closed circuit monitoring system made in China are utilized.
CAN Bus is used to coordinate data transmission among controller, display, control levers, encoder, engine and load moment limiter, improving the system reliability.

Hydraulic System

Hydraulic system consists of hoisting hydraulic system, traveling hydraulic system, slewing hydraulic system, luffing hydraulic system, servo hydraulic system, back-stop hydraulic system, cooling system and auxiliary hydraulic system. Most hydraulic components are sourced from Japanese company Kawasaki.
Features: Hoisting, traveling and slewing system are open-loop circuits, featuring steady startup, smooth stop and diversion without any impact; rapid operating response, less heat output and long service life.

Main and Aux. Hoisting Mechanism

Kawasaki variable displacement hydraulic motor controls the hoisting and lowering of the main and auxiliary hoisting winches by driving planetary gear speed reducer. Hoisting winch speed is classified into multi ranges; for load less than 200,000kg (441,000 lb) requires one winch; while for load over 200,000kg (441,000 lb) requires the two winches working simultaneously. Main and auxiliary winches can work synchronically. Maximum multiplying factor for the hook block is 34; imported rotation resistant wire rope and fold line groove winch drums ensure winding of multiple layers without entangling. The speed reducer is built in, featuring low noise, high efficiency, long service life and convenient oil changing.

Main Hoisting Winch	Main winch drum diameter	647mm (2′1.5″)
	Wire rope diameter	26mm (1″)
	Wire rope length of main winch	800m (2624′ 8″)
Aux. Hoisting Winch	Aux. winch drum diameter	647mm (2′1.5″)
	Wire rope diameter	26mm (1″)
	Wire rope length of aux. winch	800m (2624′ 8″)
Rope Speed	Maximum speed of single–line (lifting)	135 m/min (443fpm)
	Maximum speed of single–line (lowering)	135 m/min (443fpm)

Slewing Mechanism

Slewing mechanism: It is driven by dual-motor speed reducer; users can set the maximum slewing speed accurately within the range of 0~1.5r/min with the speed increment of 0.015r/min, stepless speed regulation and steady slewing. In addition, it features free slipping in middle position, allowing 360° rotatlon.
Slewing ring: triple-row roller slewing ring.

Luffing Mechanism

The luffing mechanism consists of main luffing mechanism, aux. luffing mechanism and superlift luffing mechanism.
Use of fold line groove winch drum, built-in speed reducer, imported quality rotation-resistant wire rope. The luffing mechanism can manage various compound actions and inching control for all luffing actions is available.

View thousands of Crane Specifications on FreeCraneSpecs.com

Specifications

Main Luffing Winch	Winch drum diameter	608mm (1′11.9″)
	Wire rope diameter	26mm (1″)
	Wire rope length of main luffing winch	580m (1902′11″)
	Maximum speed of wire rope	2 ×65 m/min (2×213 fpm)

Aux. Luffing Winch	winch drum diameter	600mm (23~5/8")
	Wire rope diameter	26mm (1″)
	Wire rope length of auxiliary luffing winch	750m (2460'8")
	Maximum speed of wire rope	88 m/min (289 fpm)

Superlift Luffing Winch	Winch drum diameter	600mm (23~5/8")
	Wire rope diameter	26mm (1″)
	Wire rope length of superlift luffing winch	930m (3051'2")
	Maximum speed of wire rope	88 m/min (289 fpm)

Counterweight System

Central ballast is 40,000kg (88,200lb) in total, consisting of 4×10,000kg (22,100lb) blocks.

Counterweight is 165,000kg (364,000lb) in total, consisting of 14×10,000kg (22,100lb) blocks, 2× 5,000kg (11,100lb) blocks, and 1× 15,000 kg (33,100lb) block, 17 blocks in total.

Superlift counterweight is 250,000kg (551,200lb) in total, consisting of 24×10,000kg (22,100lb) blocks.

Counterweight tray and other attachments: 10,000kg (22,100lb).

Driver’ s Cab

The driver’s cab is a fully-enclosed steel framework structure, of which the front and flank sides are installed with toughened glass, featuring good transparence, high strength, high wear resistance, and low indoor noise (less than 85dB). It is equipped with control devices, detecting instruments, alarm devices, fire extinguisher and closed circuit monitoring system, all of which are designed according to ergonomics.

The cab can tilt up by 20°according to actual requirement, and can also rotate to the front of the platform to facilitate transportation.

Controlling Operation

The displays of load moment limiter, closed circuit monitor, combined instruments and meters are in the operator’s direct view area.

The display of load moment limiter is primarily to display the load moment and other parameters of crane, while the display of combined instruments is primarily to display the data of each sensor, operating status of the crane, control parameters and alarms of various monitoring points.

The left and right armrest boxes are equipped with one control lever respectively. Operating functions can be switched over through the press buttons on the control levers. Single actions and permissible compound actions are displayed in the form of words and graphs.

Alarm Display

The crane is equipped with automatic troubleshooting system to detect faults, and the detecting results are shown on the display of monitoring system installed in the driver’s cab.

Lowerworks

Traveling Drive

The traveling system has two speeds. It has a strong traction force, which can achieve turning with 70% rated load. Each traveling speed reducer can be driven separately to flexibly travel forward, backward and pivot steering.

View thousands of Crane Specifications on FreeCraneSpecs.com

Specifications

Traveling Brake

The normally-closed (i.e. it's in braking status when the traveling control lever is not engaged) disc brake is built in reducer and can compensate automatically, no adjustment is necessary. When the traveling control lever is engaged, the brake is released and the crane travels.

Crawler Pad

The left and right crawler tracks consist of 148 crawler pads in total, with each one 1200mm (3'11") wide. Tension of crawler track can be adjusted through the use of hydraulic jack. Tension is maintained through the use of shim plates.

Chassis

High strength welded frame structure. The power pin connecting the crawler to the frame is driven by a hydraulic cylinder, making easy assembly and disassembly.

Traveling Speed

The variable displacement motor can provide two traveling speeds: 0.4km/h (0.25mph) (low speed) and 1.2km/h (0.75mph) (high speed). Stepless speed regulation is available for each speed, ensuring stability of the crane in speed traveling.

Operation Device

All the main chords of operation devices use imported high-strength steel pipes and steel plates. All the lacings use imported high-strength steel pipes. Pulleys on the boom system are all made of nylon, and pulleys on the hook blocks are all made of nodular cast iron.

Boom

The boom frame is a space lattice structure of welded steel pipes with constant cross section in the middle part and variable cross section on both ends. The tip and base sections of the boom frame are strengthened with steel plates.

The length of main boom ranges from basic boom 24m(78'9") to full extensional boom 117m(383'10").

Composition: boom base 11.4m(37'5"), transition insert 6m(19'8"), boom tip 0.6m(2'), boom insert 3m(9'10")×1, boom insert 6m(19'8")×2 and boom insert 12m(39'4")×7.

Main Luffing Mast

The overall structure is a gantry with a height of 9m (29'6"), which is welded by high-strength steel plates, with a beam fitted in the middle for reinforcement. This structure features high strength and good rigidity.

Luffing Jib

Jib frame is a spatial lattice structure with constant cross section in the middle and variable cross section at both ends. The steel pipes are welded and the end and bottom of the jib frame are reinforced by steel plates facilitating transferring the load.

Basic jib 21m(68'11") (with jib tip 10.5m(34'5"), jib base 10.5m(34'5")), jib inserts (6m(19'8")×1, 12m(39'4")×5). Length of boom allowed to install with jib ranges from 30m (98'5") to 84m (275'7"). Available jib length ranges from 27m (88'7") to 87m(285'5").

Aux. luffing is achieved by jib strut and main strut. The aux. luffing is a space lattice structure with constant cross section in the middle and variable cross section at both ends. The length of main strut is14m(45'11"), and the length of jib strut is 15.5m(50'10").

Fixed Jib

The fixed jib consists of light transition insert, jib strut, and fixed short jib.

Light transition insert is a space lattice structure welded with high-strengh steel pipes; jib strut is a 5-meter-long (16'5") gantry structure, formed by welding two variable cross section box beams of high-strength steel plates through steel pipes.

Fixed short jib is a 9-meter-long (29'6") variable cross section space lattice strucuture, welded with high-strength pipes; the top and the bottom are reinforced by steel plates, facilitating tranferrring the load.

Hook Blocks

Standard configuration:
15t(17USt) hook block
35t(39USt) hook block
100t(110USt) hook block
400t(441USt) hook block (can be disassembled into two 200t(220USt) hook blocks)

View thousands of Crane Specifications on FreeCraneSpecs.com

Specifications

Superlift Mast

Mast frame is a space lattice structure with constant cross section in the middle part and variable cross section at both ends. The steel pipes are welded and the top and bottom of the boom frame are reinforced by steel plate so as to transfer the load.
The Length of superlift mast is 24m (78'9") or 30m (98'5").
Composition: Superlift mast tip 12m (39'4"), superlift mast base 12m (39'4") and superlift mast insert 6m (19'8")×1.

Operating Condition

H: Heavy main boom
HD: Heavy main boom+ superlift mast
HDB: Heavy main boom+ superlift mast+ superlift counterweight
LJ: Luffing jib
LJD: Luffing jib+ superlift mast
LJDB: Luffing jib+ superlift mast+ superlift counterweight
HJ: Mixed main boom
HJD: Mixed main boom+ superlift mast
HJDB: Mixed main boom+superlift mast+ superlift counterweight
H_L: Light main boom
SF_L: Light fixed short jib

Safety Devices

Load Moment Limiter

As an imported product with main components imported, the load moment limiter and other controllers constitute a network by means of CAN bus, achieving safe and reliable control. Load moment limiter can not only automatically measure the hoisted weight of crane and the angle of boom, but can also display the rated load and actual load, operating radius and hook height. In operating conditions with superlift devices, it can display the pulling force of various pulling rods and the utilization ratio of superlift counterweight.
Composition: large-sized color display, host machine, angle sensor and pulling force sensor.

Over–hoist Limit Device of Main and Auxiliary Hook Blocks

Limit switch is used to prevent the hook block from being over-hoisted. When the hook block is hoisted to a certain height, the limit switch is activated and the buzzer on the control console sounding an alarm. Then the hoisting action of hook stops automatically and only the lowering operating is allowed. In this way the over-hoist of hook block is avoided.

Boom Limits Detecting Devices

When main boom angle is larger than 87°or jib angle is larger than 80°, corresponding limit switch is activated, making buzzer sound an alarm and the boom stops automatically at the same time. Then the lifting operation of luffing winch is not functioning, with the lower operation is normal.
When main boom angle is smaller than 30°or jib angle is smaller than 25°, the operation will be limited, and this safeguard function is automatically controlled by load moment limiter.

Boom Back–stop Device

Main boom and superlift mast are equipped with a pair of back-stop cylinders respectively.
When the boom frame inclines backward, it meets the high pressure from back-stop cylinder; while it inclines forward, the hydraulic system compensates high pressure oil automatically to tension the boom pulling rods, which functions preventing the boom from vibrating or tipping backward during operating.
Jib strut is equipped with a mechanical back-stop device, and main strut is equipped with a pair of hydraulic back-stop cylinders to prevent it from tipping backward and tension aux. luffing wire rope.
A mechanical back-stop is activated when jib angle reaches 80°to prevent jib from tipping backward.

Winch Brake

Each hoisting winch brake is of spring-loaded and normally-closed blade-type, featuring strong braking force, maintenance-free, safe and reliable use and long service life.

Closed Circuit Monitoring System

It is used to monitor the winding of wire ropes of various hoisting winches, superlift counterweight status and the surrounding situation.

View thousands of Crane Specifications on FreeCraneSpecs.com

Specifications

Automatic Troubleshooting System

It can conveniently remove a fault according to its code.

Black Box

It can keep record of the operating of driver and the operational parameters of equipments so as to analyze causes of accidents.

Pharos

It is installed on the top of the boom frame.

Anemometer

Installed on the top of the boom frame, it is used to carry out real-time monitoring on wind velocity and transmit data to the driver's cab for display on the monitor.

Electronic Gradienter

Displayed on the monitor, it is used to show angle of crane in real time in order to ensure the safe operation.

Lightning Protection Device

It ensures safe grounding of the crane before thunderstorm, protecting the electric system from being attacked by lightning.

Hook Clamp

Each hook block is equipped with a clamp plate to prevent wire rope from falling off.

Slewing and Traveling Alarm

Alarm is sound by the horn during slewing and traveling to warn relevant personnel to leave the operating site.

Function Locking

If the function locking joystick is not in position or the operator is not at seat, all the other control levers are out of commission so as to prevent mis-operation.

Combined Instruments Display

It is used to display water temperature, fuel volume, accumulated working hours, engine oil pressure, engine rotational speed, battery charge level and voltage, values detected by sensors, and the working condition of the crane.

Remote Monitoring System

This system enables direct communication between user and manufacturer on crane operation and safety, facilitating timely diagnosing and settling problem. It is optional.

View thousands of Crane Specifications on FreeCraneSpecs.com

Specifications

Winch Performance Data

Name	Rated single–line pull	Maximum rope speed
Main hoisting winch	15,000kg(33,100lb)	135 m/min(443fpm)
Auxiliary hoisting winch	15,000kg(33,100lb)	135 m/min(443fpm)
Main luffing winch	2 × 15,000kg(2 × 33,100lb)	2 × 65 m/min(2 × 213fpm)
Aux. luffing winch	15,000kg(33,100lb)	88 m/min(289fpm)
Superlift luffing winch	15,000kg(33,100lb)	88 m/min(289fpm)

Wire Rope Performance Data

Use	Diameter mm (in)	Length m (ft)
Main hoisting	26(1″)	800 (2624′8″)
Auxiliary hoisting	26(1″)	800 (2624′8″)
Main luffing	26(1″)	580 (1902′11″)
Aux. luffing	26(1″)	750 (2460′8″)
Superlift luffing	26(1″)	930 (3051′2″)

View thousands of Crane Specifications on FreeCraneSpecs.com

Assembly

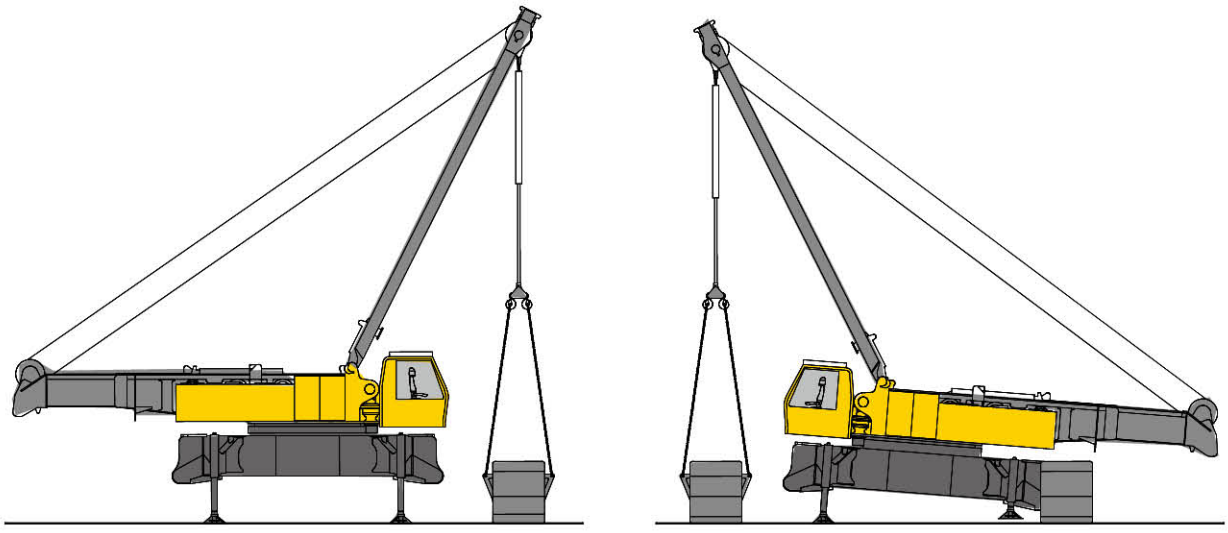

Schematic diagram of self-assembly of crawler frames

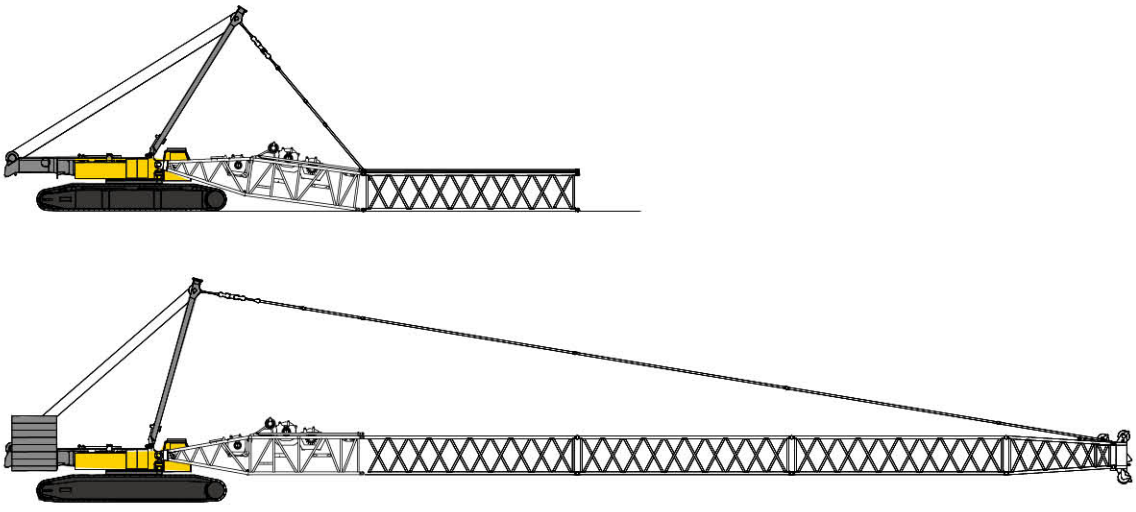

Schematic diagram of boom assembly

View thousands of Crane Specifications on FreeCraneSpecs.com

Assembly

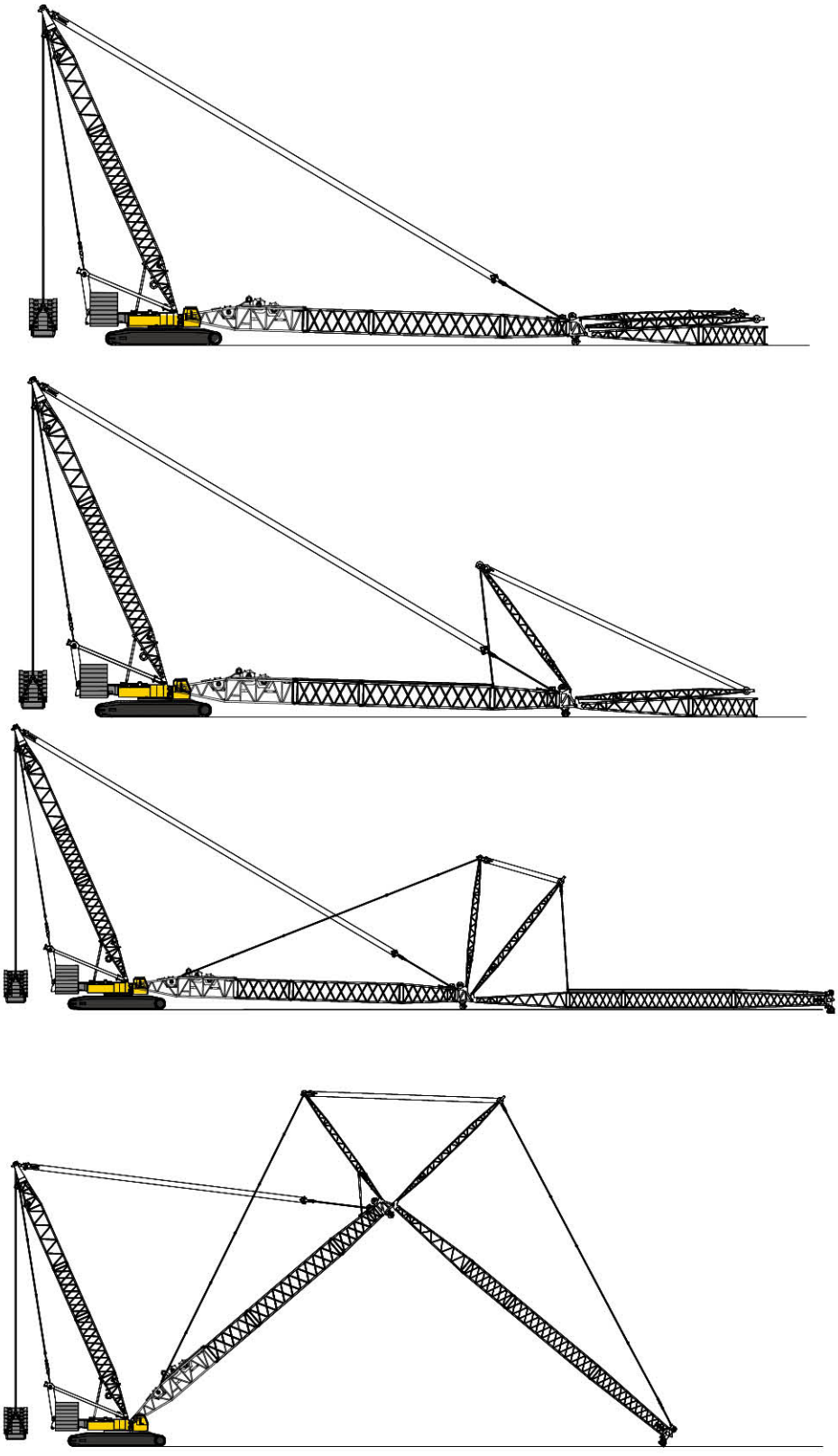

Schematic diagram of luffing jib assembly

View thousands of Crane Specifications on FreeCraneSpecs.com

Key Words

Operating radius
Radius (R)

Main boom（H）
Boom angle
Mixed main boom（HJ）
Light main boom（H_L）

Fixed jib（FJ）
Fixed short jib (SF)
Light fixed short jib（SF_L）
Heavy fixed short jib（SF_H）

Luffing jib（LJ）

Superlift counterweight（B）
Superlift mast（D）

Superlift radius



Counterweight

Central ballast

Operating Condition Code:

H: Heavy main boom

H_L: Light main boom

HD (HDB): Heavy main boom + superlift mast (+ superlift counterweight)

HJ: Mixed main boom

HJD (HJDB): Mixed main boom + superlift mast (+ superlift counterweight)

FJ: Fixed jib

LJ: Luffing jib

LJD (LJDB): Luffing jib + superlift mast (+ superlift counterweight)

SF: Fixed short jib

SF_L: Light fixed short jib

SF_LD SF_LDB): Light fixed short jib + superlift mast (+ superlift counterweight)

SF_H: Heavy fixed short jib

SF_HD (SF_HDB): Heavy fixed short jib + superlift mast (+ superlift counterweight)

Note: These keywords are general terms. A specific product may not use all of them.

View thousands of Crane Specifications on FreeCraneSpecs.com

Operating Conditions

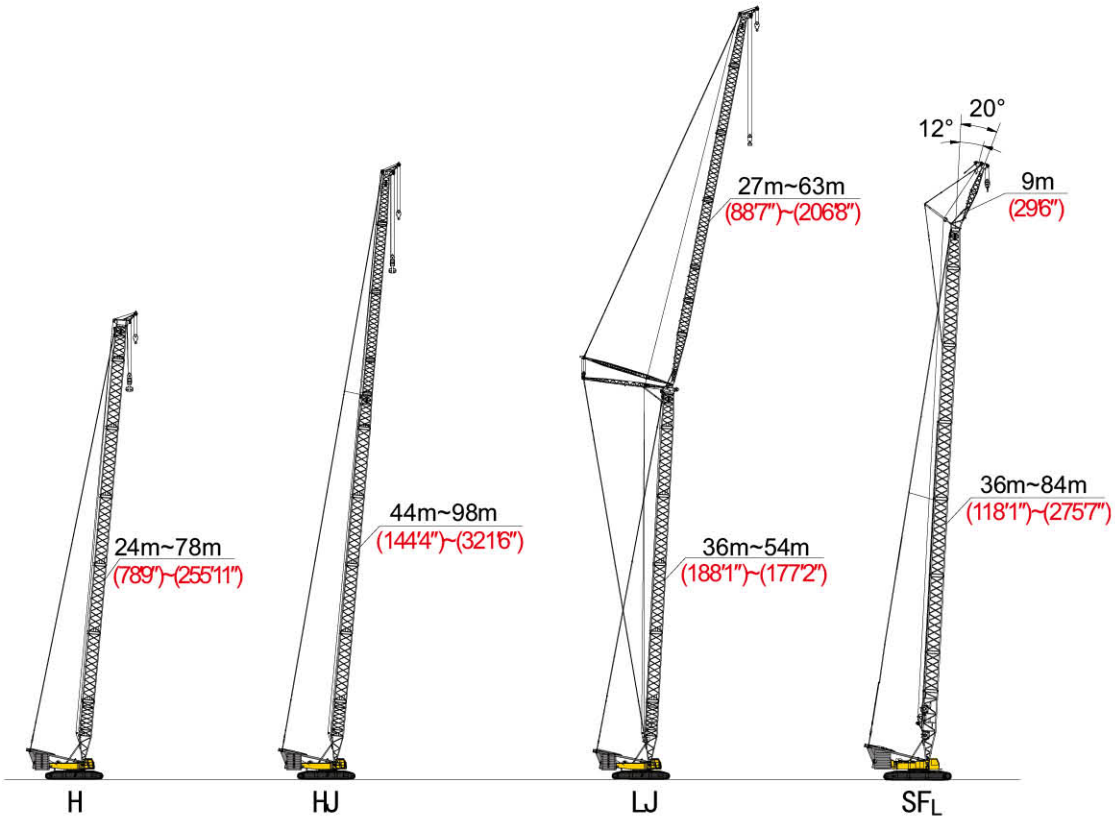



View thousands of Crane Specifications on FreeCraneSpecs.com

Boom Combinations of H Operating Condition

Boom length m (ft)	Boom insert	
	6 m (19′8″)	12m (39′4″)
24 (78′9″)	1	–
30 (98′5″)	–	1
36 (118′1″)	1	1
42 (137′10″)	–	2
48 (157′6″)	1	2
54 (177′2″)	–	3
60 (196′10″)	1	3
66 (216′6″)	–	4
72 (236′3″)	1	4
78 (255′11″)	–	5

Notice: Pull-up struts must be used in erecting boom under H operating condition with 78m (255′11″) main boom and 145t (319,700lb) counterweight; otherwise, the crane may risk tipping over!

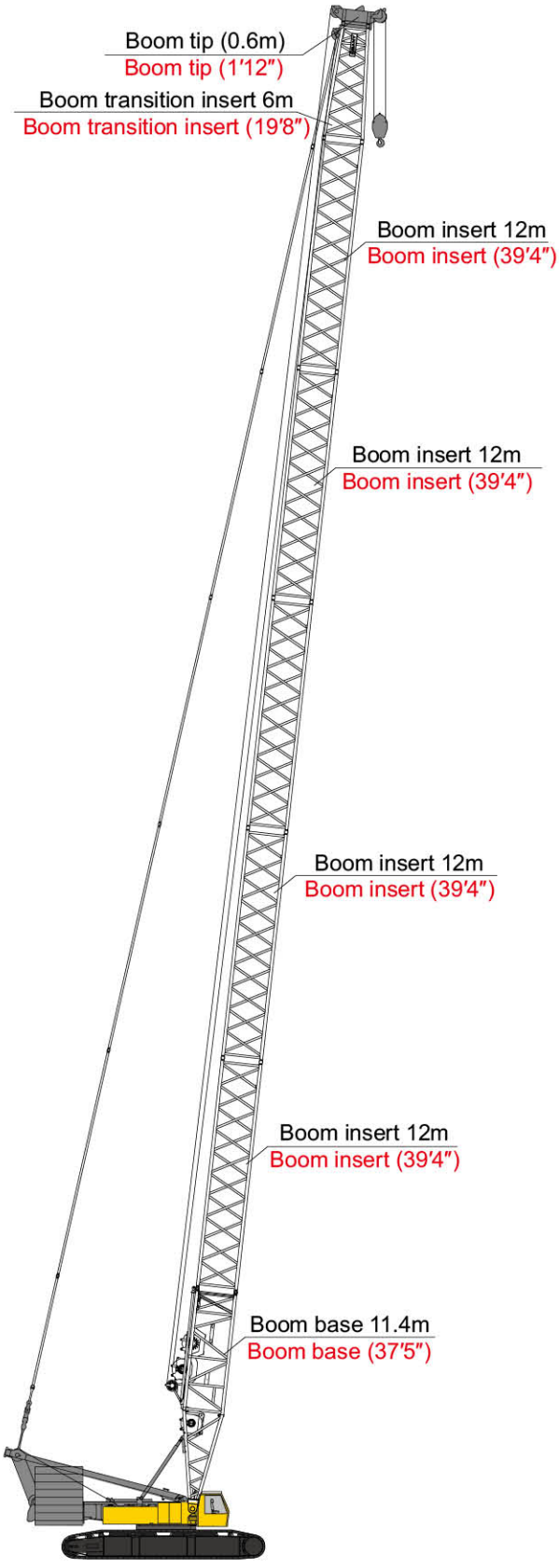

View thousands of Crane Specifications on FreeCraneSpecs.com

Operating Range Diagram of H Operating Condition

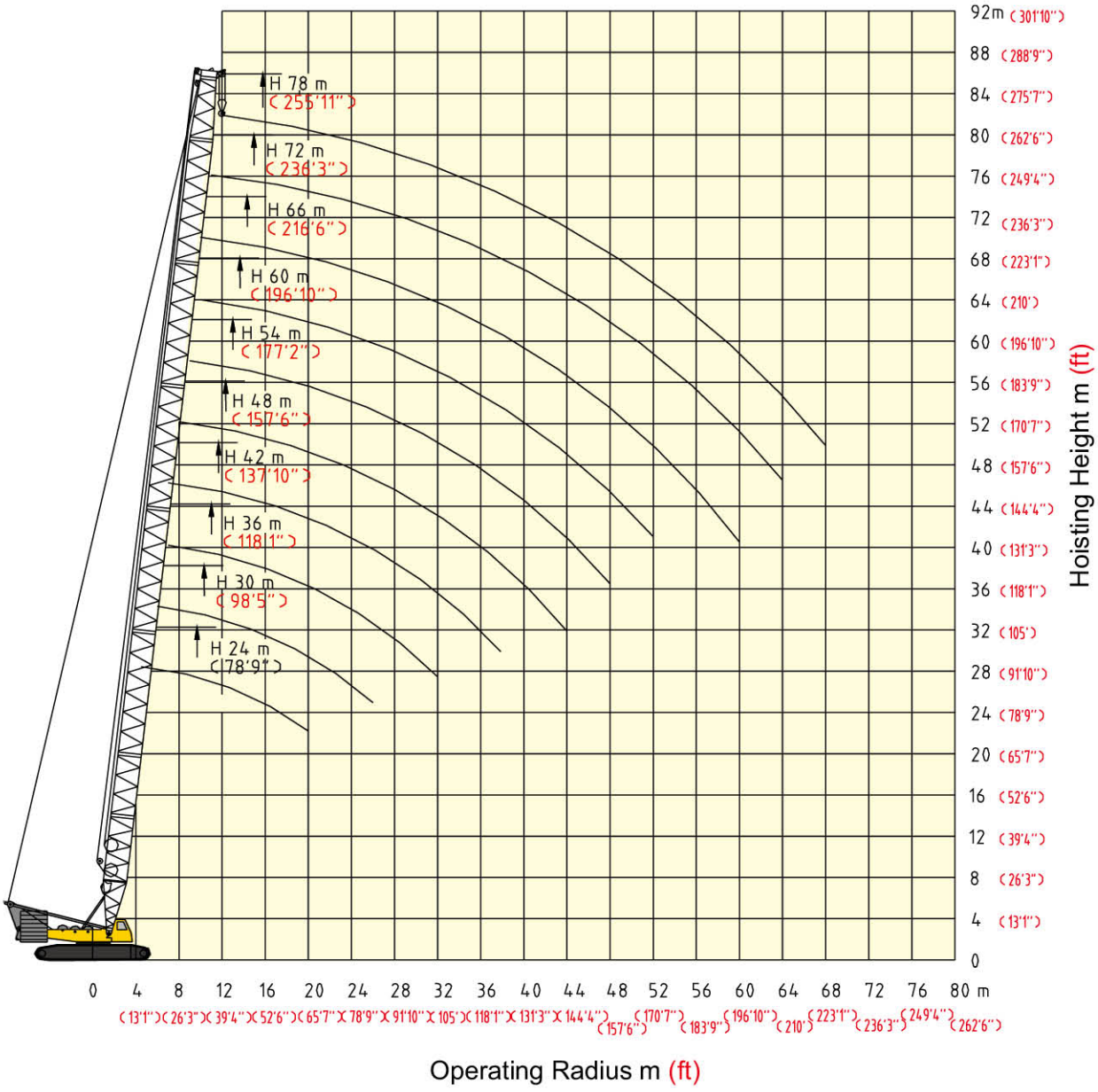

Hoisting Height and Operating Range Diagram

View thousands of Crane Specifications on FreeCraneSpecs.com

Load Charts of H Operating Condition

Load Charts of H Operating Condition — kg(lb)×1000

Main boom length 24m~78m (78'9"~255'11") | Counterweight 145,000kg (319,700lb) | Central ballast 40,000kg (88,200lb)

Boom / Radius m(ft)	24 (78'9")	30 (98'5")	36 (118'1")	42 (137'10")	48 (157'6")	54 (177'2")	60 (196'10")	66 (216'6")	72 (236'3")	78 (255'11")
4.5 (14'9")	400.0 (881.8)									
5 (16'5")	350.0 (771.6)									
5.5 (18'1")	338.0 (745.1)									
6 (19'8")	312.0 (687.8)	305.0 (672.4)								
6.5 (21'4")	290.0 (639.3)	283.0 (623.9)								
7 (22'12")	270.0 (595.2)	265.0 (584.2)	260.0 (573.2)	254.0 (560)						
8 (26'3")	240.0 (529.1)	232.0 (511.5)	229.0 (504.9)	224.0 (493.8)	218.0 (480.6)					
9 (29'6")	215.0 (474)	210.0 (463)	205.0 (451.9)	200.0 (440.9)	192.0 (423.3)	180.0 (396.8)				
10 (32'10")	195.0 (429.9)	190.0 (418.9)	185.0 (407.8)	180.0 (396.8)	173.0 (381.4)	162.0 (357.1)	151.0 (332.9)	145.0 (319.7)		
11 (36'1")	177.0 (390.2)	172.0 (379.2)	169.0 (372.6)	163.0 (359.3)	155.0 (341.7)	147.0 (324.1)	137.0 (302)	131.0 (288.8)	122.0 (269)	
12 (39'4")	160.0 (352.7)	157.0 (346.1)	154.0 (339.5)	149.0 (328.5)	140.0 (308.6)	132.0 (291)	125.0 (275.6)	121.0 (266.8)	113.0 (249.1)	109.0 (240.3)
14 (45'11")	130.0 (286.6)	130.0 (286.6)	128.0 (282.2)	124.0 (273.4)	120.0 (264.6)	112.0 (246.9)	106.0 (233.7)	101.0 (222.7)	96.0 (211.6)	92.0 (202.8)
16 (52'6")	108.0 (238.1)	107.0 (235.9)	105.0 (231.5)	102.0 (224.9)	101.0 (2 22.7)	96.0 (211.6)	92.0 (202.8)	88.0 (194)	83.0 (183)	80.0 (176.4)
18 (59'1")	92.0 (202.8)	91.0 (200.6)	88.5 (195.1)	87.0 (191.8)	86.0 (189.6)	84.0 (185.2)	80.0 (176.4)	78.0 (172)	71.0 (156.5)	70.0 (154.3)
20 (65'7")	80.0 (176.4)	78.0 (172)	76.5 (168.7)	76.0 (167.5)	75.5 (166.4)	74.0 (163.1)	70.0 (154.3)	70.0 (154.3)	62.0 (136.7)	61.0 (134.5)
22 (72'2")		69.0 (152.1)	67.0 (147.7)	66.0 (145.5)	66.0 (145.5)	65.0 (143.3)	61.5 (135.6)	61.0 (134.5)	54.5 (120.1)	53.0 (116.8)
24 (78'9")		60.0 (132.3)	59.0 (130.1)	58.0 (127.9)	57.5 (126.8)	57.0 (125.7)	55.0 (121.3)	53.5 (117.9)	48.0 (105.8)	47.5 (104.7)
26 (85'4")		55.0 (121.3)	53.0 (116.8)	52.0 (114.6)	51.0 (112.4)	50.0 (110.2)	49.0 (108)	47.5 (104.7)	43.0 (94.8)	42.0 (92.6)
28 (91'10")			48.0 (105.8)	47.0 (103.6)	46.0 (101.4)	45.0 (99.2)	43.5 (95.9)	42.5 (93.7)	38.0 (83.8)	37.0 (81.6)
30 (98'5")			43.0 (94.8)	42.0 (92.6)	41.5 (91.5)	40.5 (89.3)	39.0 (86)	38.0 (83.8)	34.0 (75)	33.0 (72.8)
32 (104'12")			39.5 (87.1)	37.5 (82.7)	38.0 (83.8)	36.5 (80.5)	35.0 (77.2)	34.0 (75)	30.5 (67.2)	29.0 (63.9)
34 (111'7")				35.0 (77.2)	34.0 (75)	33.0 (72.8)	31.6 (69.7)	30.5 (67.2)	27.0 (59.5)	26.0 (57.3)
36 (118'1")				32.0 (70.5)	31.0 (68.3)	30.0 (66.1)	29.0 (63.9)	27.5 (60.6)	24.5 (54)	23.0 (50.7)
38 (124'8")				29.5 (65)	29.0 (63.9)	27.5 (60.6)	26.4 (58.2)	25.0 (55.1)	22.0 (48.5)	21.0 (46.3)
40 (131'3")					26.5 (58.4)	25.2 (55.6)	24.0 (52.9)	22.5 (49.6)	19.5 (43)	18.5 (40.8)
44 (144'4")					22.5 (49.6)	21.5 (47.4)	20.0 (44.1)	18.5 (40.8)	15.5 (34.2)	14.5 (32)
48 (157'6")						18.6 (41)	16.6 (36.6)	15.2 (33.5)	12.5 (27.6)	12.0 (26.5)
52 (170'7")							14.0 (30.9)	12.5 (27.6)	9.5 (20.9)	9.2 (20.3)
56 (183'9")								10.2 (22.5)	7.0 (15.4)	7.0 (15.4)
60 (196'10")								8.2 (18.1)	5.0 (11)	5.2 (11.5)
64 (209'12")									3.5 (7.7)	3.6 (7.9)
wind speed m/s (mph)	14.3 (32)				12.8 (28.6)				11.8 (26.4)	

Notice: Pull-up struts must be used in erecting boom under H operating condition with 78m (255'11") boom; otherwise, the crane may risk tipping over!

Notes: 1. Actual lifting load shall be the value of rated lifting load deducting the weight of hook blocks, hoisting tools and wire ropes on the hook blocks and boom/jib heads.

2. The rated lifting load in the chart is the weight which is lifted by crane on horizontal and hard ground.

View thousands of Crane Specifications on FreeCraneSpecs.com

Load Charts of H Operating Condition

Load Charts of H Operating Condition — kg (lb) × 1000

Main boom length 24m~78m (78'9"~255'11") | Counterweight 165,000kg (363,800lb) | Central ballast 40,000kg (88,200lb)

Boom / Radius m (ft)	24 (78'9")	30 (98'5")	36 (118'1")	42 (137'10")	48 (157'6")	54 (177'2")	60 (196'10")	66 (216'6")	72 (236'3")	78 (255'11")
7 (22'12")			269.0 (593)	260.0 (573.2)						
8 (26'3")		240.0 (529.1)	236.0 (520.3)	230.0 (507.1)	226.0 (498.2)					
9 (29'6")		215.0 (474)	212.0 (467.4)	205.0 (451.9)	202.0 (445.3)	193.0 (425.5)				
10 (32'10")	200.0 (440.9)	195.0 (429.9)	192.0 (423.3)	185.0 (407.8)	182.0 (401.2)	174.0 (383.6)	163.0 (359.3)	147.0 (324.1)		
11 (36'1")	182.0 (401.2)	177.0 (390.2)	175.0 (385.8)	169.0 (372.6)	165.0 (363.8)	158.0 (348.3)	149.0 (328.5)	140.0 (308.6)	125.0 (275.6)	
12 (39'4")	165.0 (363.8)	162.0 (357.1)	159.0 (350.5)	155.0 (341.7)	150.0 (330.7)	144.0 (317.5)	136.0 (299.8)	129.0 (284.4)	122.0 (269)	114.0 (251.3)
14 (45'11")	142.0 (313.1)	140.0 (308.6)	136.0 (299.8)	130.0 (286.6)	127.0 (280)	122.0 (269)	116.0 (255.7)	110.0 (242.5)	104.0 (229.3)	102.0 (224.9)
16 (52'6")	118.0 (260.1)	118.0 (260.1)	116.0 (255.7)	112.0 (246.9)	109.0 (240.3)	105.0 (231.5)	98.0 (216)	95.0 (209.4)	90.0 (198.4)	90.0 (198.4)
18 (59'1")	98.0 (216)	98.0 (216)	97.0 (213.8)	96.0 (211.6)	95.0 (209.4)	92.0 (202.8)	85.0 (187.4)	83.0 (183)	78.0 (172)	78.0 (172)
20 (65'7")	86.0 (189.6)	85.0 (187.4)	84.0 (185.2)	82.0 (180.8)	82.0 (180.8)	81.0 (178.6)	73.0 (160.9)	74.0 (163.1)	69.0 (152.1)	68.0 (149.9)
22 (72'2")		72.0 (158.7)	75.0 (165.3)	72.0 (158.7)	71.0 (156.5)	72.0 (158.7)	64.0 (141.1)	66.0 (145.5)	62.0 (136.7)	61.0 (134.5)
24 (78'9")		64.0 (141.1)	65.0 (143.3)	63.0 (138.9)	63.0 (138.9)	64.0 (141.1)	58.0 (127.9)	59.0 (130.1)	55.0 (121.3)	55.0 (121.3)
26 (85'4")		58.0 (127.9)	59.0 (130.1)	56.0 (123.5)	56.0 (123.5)	57.0 (125.7)	51.0 (112.4)	53.0 (116.8)	50.0 (110.2)	49.5 (109.1)
28 (91'10")			54.0 (119)	51.0 (112.4)	50.0 (110.2)	51.0 (112.4)	46.0 (101.4)	47.5 (104.7)	45.0 (99.2)	44.0 (97)
30 (98'5")			48.0 (105.8)	46.0 (101.4)	45.0 (99.2)	46.0 (101.4)	41.0 (90.4)	43.0 (94.8)	41.0 (90.4)	39.5 (87.1)
32 (104'12")			43.0 (94.8)	42.0 (92.6)	41.0 (90.4)	41.5 (91.5)	37.0 (81.6)	38.5 (84.9)	37.0 (81.6)	35.5 (78.3)
34 (111'7")				38.0 (83.8)	36.5 (80.5)	38.0 (83.8)	33.5 (73.9)	35.0 (77.2)	33.5 (73.9)	32.0 (70.5)
36 (118'1")				35.0 (77.2)	33.0 (72.8)	34.5 (76.1)	30.5 (67.2)	32.0 (70.5)	30.5 (67.2)	29.0 (63.9)
38 (124'8")				32.0 (70.5)	31.0 (68.3)	32.0 (70.5)	28.0 (61.7)	29.0 (63.9)	27.5 (60.6)	26.0 (57.3)
40 (131'3")					28.0 (61.7)	29.0 (63.9)	27.0 (59.5)	26.5 (58.4)	25.0 (55.1)	23.5 (51.8)
44 (144'4")					25.0 (55.1)	25.0 (55.1)	23.0 (50.7)	22.0 (48.5)	21.0 (46.3)	19.0 (41.9)
48 (157'6")						21.0 (46.3)	20.0 (44.1)	18.5 (40.8)	17.5 (38.6)	15.8 (34.8)
52 (170'7")							17.0 (37.5)	15.6 (34.4)	14.5 (32)	12.8 (28.2)
56 (183'9")								13.0 (28.7)	12.0 (26.5)	10.5 (23.1)
60 (196'10")								11.0 (24.3)	9.6 (21.2)	8.3 (18.3)
64 (209'12")									7.5 (16.5)	6.4 (14.1)
68 (223'1")										4.8 (10.6)
wind speed m/s (mph)	14.3 (32)				12.8 (28.6)				11.8 (26.4)	

Notice: Pull-up struts must be used in erecting boom under H operating condition with 78m (255'11") boom; otherwise, the crane may risk tipping over!

Notes: 1. Actual lifting load shall be the value of rated lifting load deducting the weight of hook blocks, hoisting tools and wire ropes on the hook blocks and boom/jib heads.

2. The rated lifting load in the chart is the weight which is lifted by crane on horizontal and hard ground.

View thousands of Crane Specifications on FreeCraneSpecs.com

Boom Combinations of HDB Operating Condition

Boom length m (ft)	Boom insert				
	3m (9′10″)	6 m (19′8″)	12m A (39′4″)	12m B (39′4″)	12m C (39′4″)
30 (98'5")	–	–	1	–	–
36 (118'1")	–	1	1	–	–
42 (137'10")	–	–	1	1	–
48 (157'6")	–	1	2	–	–
54 (177'2")	–	–	2	1	–
60 (196'10")	–	1	3	–	–
66 (216'6")	–	–	4	–	–
72 (236'3")	–	1	3	1	–
78 (255'11")	–	–	5	–	–
84 (275'7")	–	1	4	1	–
90 (295'3")	–	–	5	–	1
96* (314'12")	–	1	5	1	–
102* (334'8")	–	–	5	1	1
108* (354'4")	–	1	5	1	1
114* (374')	–	2	5	1	1
117* (383'10")	1	2	5	1	1

Note: Values marked with * with boom from 96m (314'12") to 117m (383'10"), otherwise, there might be the risk of boom breaking.

Notice: Pull-up struts must be used in erecting boom under this operating condition with 66m (216'6") main boom; otherwise, the crane may risk tipping over.

Superlift counterweight must be used in erecting boom under this operating condition with 72~117m (236'3"~383'10") main boom; otherwise, the crane may risk tipping over!

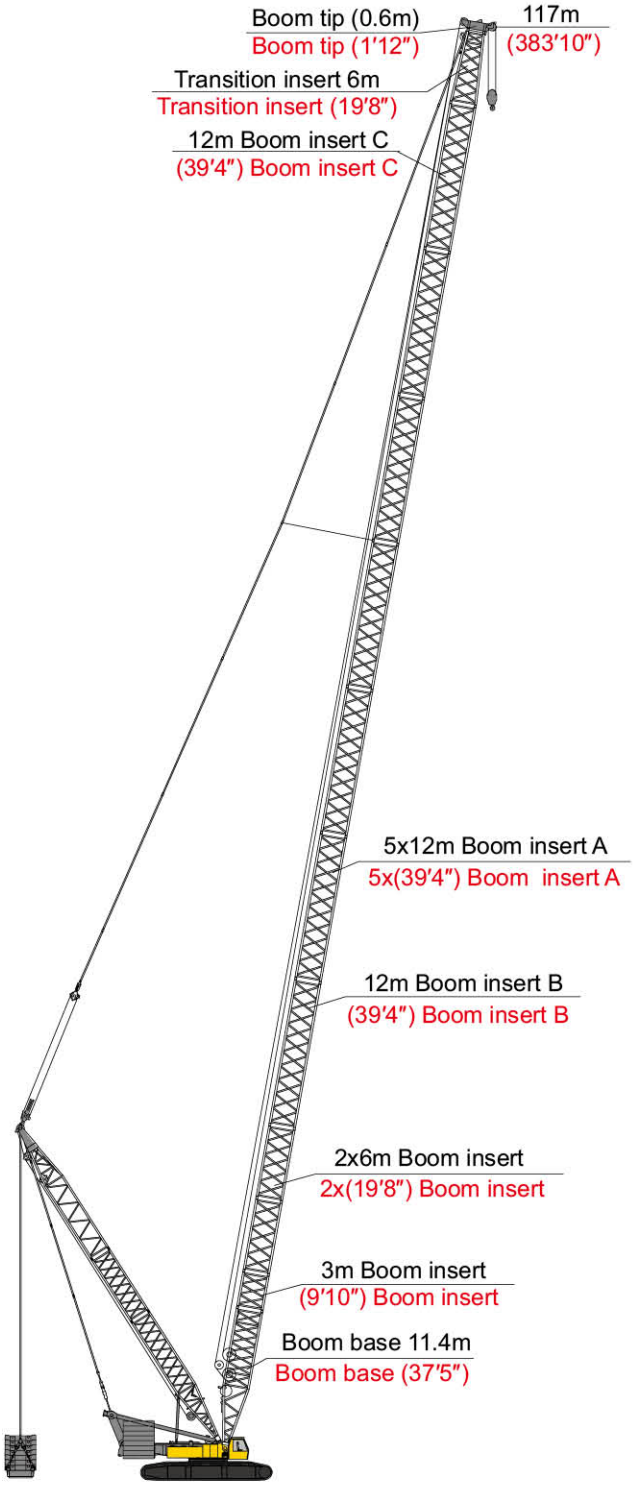

View thousands of Crane Specifications on FreeCraneSpecs.com

Operating Range Diagram of HDB Operating Condition



Hoisting Height and Operating Range Diagram

SCC4000(K) Hydraulic Crawler Crane

View thousands of Crane Specifications on FreeCraneSpecs.com

Load Charts of HDB Operating Condition

Load Charts of HDB Operating Condition — kg (lb) ×1000

Superlift mast 30m (98'5") | Superlift counterweight 0~250,000kg (551,200lb) | Counterweight 145,000 (319,700) | Central ballast 40,000kg (88,200lb)

Boom / Radius m (ft)	30 (98'5")	36 (118'1")	42 (137'10")	48 (157'6")	54 (177'2")	60 (196'10")	66 (216'6")	72 (236'3")	78 (255'11")	84 (275'7")	90 (295'3")	96 (315')	102 (334'8")	108 (354'4")	114 (374')	117 (383'10")
6.5 (21'4")	400 (881.8)															
7 (22'12")	400 (881.8)	400 (881.8)	400 (881.8)													
8 (26'3")	380 (837.7)	370 (815.7)	360 (793.7)	350 (771.6)												
9 (29'6")	365 (804.7)	360 (793.7)	355 (782.6)	350 (771.6)	328 (723.1)											
10 (32'10")	360 (793.7)	355 (782.6)	350 (771.6)	350 (771.6)	317 (698.9)	285 (628.3)	245 (540.1)									
11 (36'1")	350 (771.6)	347 (765)	347 (765)	347 (765)	307 (676.8)	284 (626.1)	244 (537.9)	208 (458.6)	180 (396.8)							
12 (39'4")	345 (760.6)	341 (751.8)	339 (747.4)	331 (729.7)	296 (652.6)	284 (626.1)	244 (537.9)	208 (458.6)	179 (394.6)	160 (352.7)						
14 (45'11")	317 (698.9)	312 (687.8)	307 (676.8)	301 (663.6)	278 (612.9)	267 (588.6)	243 (535.7)	207 (456.3)	177 (390.2)	158 (348.3)	133 (293.2)	118 (260.1)	100 (220.5)			
16 (52'6")	293 (645.9)	285 (628.3)	281 (619.5)	275 (606.3)	258 (568.8)	250 (551.1)	230 (507.1)	204 (449.7)	175 (385.8)	157 (346.1)	131 (288.8)	118 (260.1)	100 (220.5)	86 (189.6)	74 (163.1)	68 (149.9)
18 (59'1")	270 (595.2)	263 (579.8)	259 (571)	254 (560)	239 (526.9)	232 (511.5)	220 (485)	196 (432.1)	174 (383.6)	155 (341.7)	129 (284.4)	117 (257.9)	100 (220.5)	85 (187.4)	73 (160.9)	68 (149.9)
20 (65'7")	251 (553.4)	243 (535.7)	239 (526.9)	236 (520.3)	221 (487.2)	215 (474)	206 (454.1)	188 (414.5)	173 (381.4)	153 (337.3)	127 (280)	116 (255.7)	99 (218.3)	85 (187.4)	73 (160.9)	68 (149.9)
22 (72'2")	228 (502.6)	225 (496)	223 (491.6)	220 (485)	206 (454.1)	201 (443.1)	193 (425.5)	180 (396.8)	168 (370.4)	150 (330.7)	123 (271.2)	115 (253.5)	98 (216)	84 (185.2)	72 (158.7)	67 (147.7)
24 (78'9")	205 (451.9)	204 (449.7)	202 (445.3)	203 (447.5)	193 (425.5)	189 (416.7)	182 (401.2)	172 (379.2)	160 (352.7)	146 (321.9)	119 (262.3)	114 (251.3)	96 (211.6)	82 (180.8)	72 (158.7)	67 (147.7)
26 (85'4")	190 (418.9)	188 (414.5)	185 (407.8)	184 (405.6)	181 (399)	177 (390.2)	172 (379.2)	163 (359.3)	153 (337.3)	142 (313.1)	115 (253.5)	113 (249.1)	94 (207.2)	80 (176.4)	71 (156.5)	67 (147.7)
28 (91'10")		175 (385.8)	173 (381.4)	174 (383.6)	171 (377)	167 (368.2)	161 (354.9)	154 (339.5)	144 (317.5)	136 (299.8)	112 (246.9)	112 (246.9)	92 (202.8)	78 (172)	70 (154.3)	67 (147.7)
30 (98'5")		163 (359.3)	162 (357.1)	160 (352.7)	160 (352.7)	158 (348.3)	152 (335.1)	145 (319.7)	137 (302)	129 (284.4)	109 (240.3)	110 (242.5)	90 (198.4)	76 (167.5)	69 (152.1)	66 (145.5)
32 (104'12")		150 (330.7)	150 (330.7)	150 (330.7)	147 (324.1)	146 (321.9)	144 (317.5)	139 (306.4)	131 (288.8)	123 (271.2)	105 (231.5)	108 (238.1)	88 (194)	74 (163.1)	67 (147.7)	65 (143.3)
34 (111'7")			143 (315.3)	141 (310.8)	137 (302)	136 (299.8)	136 (299.8)	131 (288.8)	124 (273.4)	117 (257.9)	103 (227.1)	104 (229.3)	85 (187.4)	73 (160.9)	65 (143.3)	64 (141.1)
36 (118'1")			134 (295.4)	131 (288.8)	130 (286.6)	129 (284.4)	129 (284.4)	125 (275.6)	118 (260.1)	112 (246.9)	100 (220.5)	101 (222.7)	83 (183)	72 (158.7)	63 (138.9)	63 (138.9)
38 (124'8")			125 (275.6)	125 (275.6)	123 (271.2)	121 (266.8)	118 (260.1)	117 (257.9)	112 (246.9)	107 (235.9)	96 (211.6)	97 (213.8)	82 (180.8)	70 (154.3)	62 (136.7)	62 (136.7)
40 (131'3")				119 (262.3)	115 (253.5)	114 (251.3)	110 (242.5)	110 (242.5)	105 (231.5)	102 (224.9)	93 (205)	93 (205)	80 (176.4)	65 (143.3)	59 (130.1)	58 (127.9)
44 (144'4")				107 (235.9)	100 (220.5)	101 (222.7)	102 (224.9)	97 (213.8)	92 (202.8)	93 (205)	87 (191.8)	86 (189.6)	74 (163.1)	63 (138.9)	55 (121.3)	54 (119)
48 (157'6")					93 (205)	92 (202.8)	91 (200.6)	89 (196.2)	87 (191.8)	82 (180.8)	81 (178.6)	79 (174.2)	69 (152.1)	59 (130.1)	50 (110.2)	50 (110.2)
52 (170'7")						84 (185.2)	82 (180.8)	81 (178.6)	78 (172)	76 (167.5)	73 (160.9)	73 (160.9)	61 (134.5)	53 (116.8)	47 (103.6)	46.5 (102.5)
56 (183'9")							76 (167.5)	74 (163.1)	70 (154.3)	69 (152.1)	66 (145.5)	66 (145.5)	56 (123.5)	50 (109.1)	44 (97)	44 (97)
60 (196'10")								67 (147.7)	64 (141.1)	62 (136.7)	62 (136.7)	59 (130.1)	53 (116.8)	47 (102.5)	40 (88.2)	40 (88.2)
64 (209'12")								63 (138.9)	60 (132.3)	58 (127.9)	56 (123.5)	55 (121.3)	47 (103.6)	43 (93.7)	38 (83.8)	38 (83.8)
68 (223'1")									55 (121.3)	54 (119)	51 (112.4)	51 (112.4)	41 (90.4)	39 (86)	36 (79.4)	36 (79.4)
72 (236'3")										50 (110.2)	47 (103.6)	47 (103.6)	36 (79.4)	33 (72.8)	30 (66.1)	30 (66.1)
76 (249'4")											44.5 (98.1)	42.5 (93.7)	31 (68.3)	28 (61.7)	23 (50.7)	23 (50.7)
80 (262'6")											42 (92.6)	40 (88.2)	28 (61.7)	24 (52.9)	20 (44.1)	20 (44.1)
84 (275'7")												37.5 (82.7)	26 (57.3)	20 (44.1)	16 (35.3)	15 (33.1)
88 (288'9")													24 (52.9)	17.5 (38.6)	13 (28.7)	12 (26.5)
92 (301'10")														16 (35.3)	11 (24.3)	10 (22)
96 (314'12")															10 (22)	9 (19.8)
100 (328'1")															9 (19.8)	8 (17.6)
104 (341'2")																7 (15.4)
Wind speed m/s (mph)	14.3 (32)	12.8 (28.6)				11.1 (24.8)			9 (20.1)							

Notices: 1. Pull-up struts must be used in erecting boom under this operating condition with 66m (216'6") main boom;otherwise, the crane may risk tipping over.

2.Superlift counterweight must be used in erecting boom under this operating condition with 72~117m (236'3"~383'10") main boom; otherwise, the crane may risk tipping over!

Notes: 1. Actual lifting load shall be the value of rated lifting load deducting the weight of hook blocks, hoisting tools and wire ropes on the hook blocks and boom/jib heads.

2. The rated lifting load in the chart is the weight which is lifted by crane on horizontal and hard ground.

View thousands of Crane Specifications on FreeCraneSpecs.com

Boom Combinations of LJ Operating Condition

Jib length m (ft)	Jib insert		Main boom length m (ft)
	6 m (19'8")	12 m (39'4")	
27 (88'7")	1	–	36~54(LJ) (118'1"~177'2") 36~84(LJDB) (118'1"~275'7")
33 (108'3")	–	1	
39 (127'11")	1	1	
45 (147'8")	–	2	
51 (167'4")	1	2	
57 (187'0")	–	3	
63 (206'8")	1	3	
69* (226'5")	–	4	
75* (246'1")	1	4	
81* (265'9")	–	5	
87* (285'5")	1	5	

Jib length in LJ operating condition: 27m~63m (88'7"~206'8")
Jib length in LJDB operating condition: 27m(88'7") or 33m~87m(108'3"~285'5")
* means waist rope must be used for jib of 69m~87m (226'5"~285'5").
Notice: Pull-up struts must be used in erecting boom under LJ operating condition with 145t (319,700lb) counterweight and 54m (177'2") main boom+ any length jib; otherwise, the crane may risk tipping over.

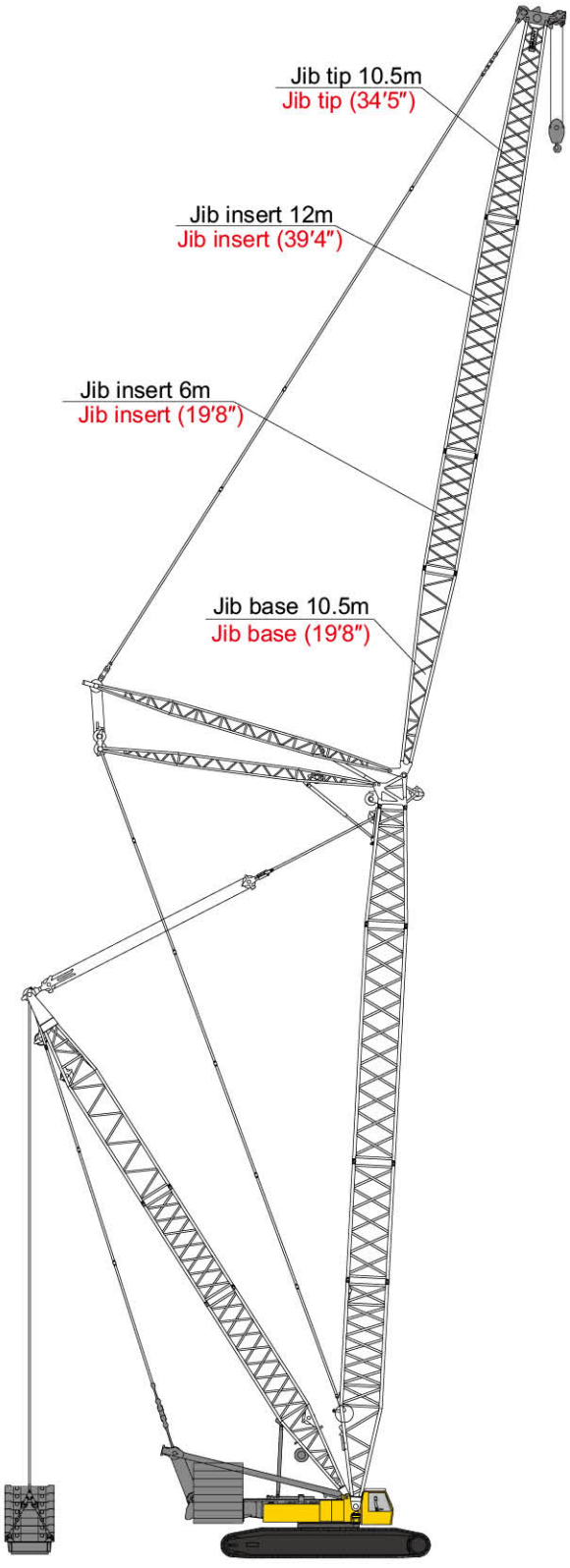

View thousands of Crane Specifications on FreeCraneSpecs.com

Operating Range Diagram of LJ Operating Condition

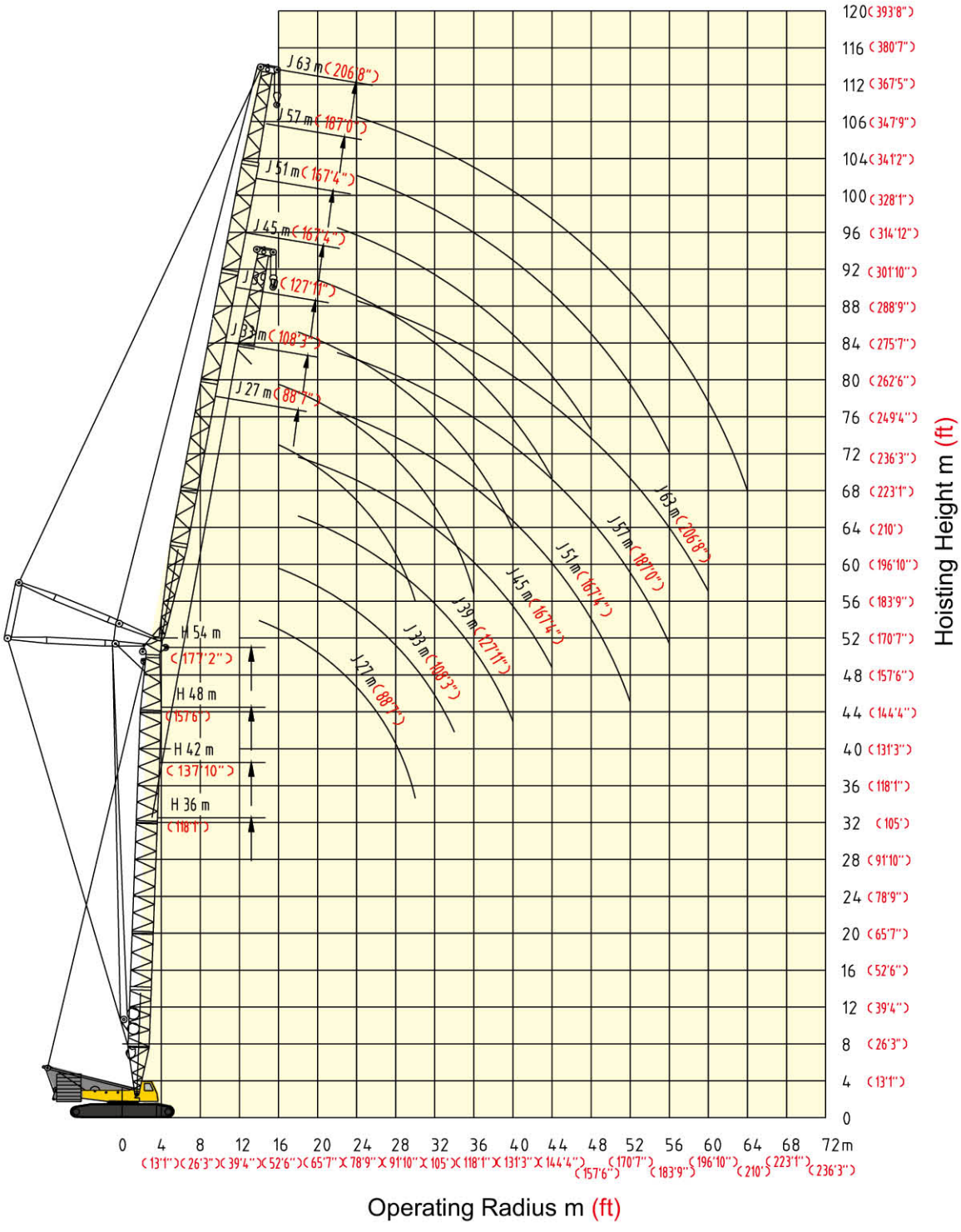

Hoisting Height and Operating Range Diagram

View thousands of Crane Specifications on FreeCraneSpecs.com

Load Charts of LJ Operating Condition

Load Charts of LJ Operating Condition 1/4							kg (lb) ×1000
Boom angle 87° 36m~54m (118'1"~177'2") Counterweight 165,000kg (363,800lb) Central ballast 40,000kg (88,200lb)							
Main boom length 36m (118'1")							
Jib m (ft) / Radius m (ft)	27 (88'7")	33 (108'3")	39 (127'11")	45 (147'8")	51 (167'4")	57 (187'0")	63 (206'8")
14 (45'11")	120 (264.6)						
16 (52'6")	105 (231.5)	103 (227.1)					
18 (59'1")	95 (209.4)	92 (202.8)	90 (198.4)	87 (191.8)			
20 (65'7")	85 (187.4)	83 (183)	80 (176.4)	79 (174.2)			
22 (72'2")	77 (169.8)	76 (167.5)	73 (160.9)	72 (158.7)	68 (149.9)	62 (136.7)	
24 (78'9")	71 (156.5)	69 (152.1)	67 (147.7)	67 (147.7)	62 (136.7)	56 (123.5)	52 (114.6)
26 (85'4")	65.5 (144.4)	64 (141.1)	62 (136.7)	61 (134.5)	58 (127.9)	52 (114.6)	51 (112.4)
28 (91'10")	59.5 (131.2)	59 (130.1)	57 (125.7)	56 (123.5)	53 (116.8)	48 (105.8)	48 (105.8)
30 (98'5")	54 (119)	55 (121.3)	53 (116.8)	52 (114.6)	50 (110.2)	44.5 (98.1)	44 (97)
32 (104'12")		50.5 (111.3)	50 (110.2)	49 (108)	46.5 (102.5)	42 (92.6)	41 (90.4)
34 (111'7")		46.5 (102.5)	46 (101.4)	45.5 (100.3)	43.5 (95.9)	40 (88.2)	39 (86)
36 (118'1")			43 (94.8)	42 (92.6)	40.5 (89.3)	37.5 (82.7)	37 (81.6)
38 (124'8")			40 (88.2)	39.5 (87.1)	38 (83.8)	35 (77.2)	34 (75)
40 (131'3")			37 (81.6)	37 (81.6)	36 (79.4)	34 (75)	32 (70.5)
44 (144'4")				32.5 (71.6)	31.5 (69.4)	30 (66.1)	28 (61.7)
48 (157'6")					28 (61.7)	26.5 (58.4)	24 (52.9)
52 (170'7")					24.5 (54)	22.5 (49.6)	21 (46.3)
56 (183'9")						20 (44.1)	19 (41.9)
60 (196'10")							17 (37.5)
Wind speed m/s (mph)	12.8 (28.6)	11.1 (24.8)					

Notes: 1. Actual lifting load shall be the value of rated lifting load deducting the weight of hook blocks, hoisting tools and wire ropes on the hook blocks and boom/jib heads.
2. The rated lifting load in the chart is the weight which is lifted by crane on horizontal and hard ground.

View thousands of Crane Specifications on FreeCraneSpecs.com

Load Charts of LJ Operating Condition

Load Charts of LJ Operating Condition 2/4							kg (lb) ×1000
Boom angle 87° 36m~54m (118'1"~177'2") Counterweight 165,000kg (363,800lb) Central ballast 40,000kg (88,200lb)							
Main boom length 42m (137'10")							
Jib m (ft) / Radius m (ft)	27 (88'7")	33 (108'3")	39 (127'11")	45 (147'8")	51 (167'4")	57 (187'0")	63 (206'8")
14 (45'11")	117 (257.9)						
16 (52'6")	103 (227.1)	100 (220.5)					
18 (59'1")	92 (202.8)	90 (198.4)	87 (191.8)				
20 (65'7")	82.5 (181.9)	80 (176.4)	78 (172)	75 (165.3)			
22 (72'2")	75 (165.3)	72 (158.7)	71 (156.5)	68 (149.9)	63 (138.9)	60.5 (133.4)	
24 (78'9")	69 (152.1)	66 (145.5)	65 (143.3)	63 (138.9)	58 (127.9)	57 (125.7)	53 (116.8)
26 (85'4")	64 (141.1)	61 (134.5)	60 (132.3)	58 (127.9)	54 (119)	53 (116.8)	52 (114.6)
28 (91'10")	59 (130.1)	57 (125.7)	56 (123.5)	54 (119)	50 (110.2)	49 (108)	48 (105.8)
30 (98'5")	54 (119)	53 (116.8)	52 (114.6)	50 (110.2)	46 (101.4)	46 (101.4)	44.5 (98.1)
32 (104'12")		49 (108)	48.5 (106.9)	47 (103.6)	43 (94.8)	42 (92.6)	41.5 (91.5)
34 (111'7")		45.5 (100.3)	45 (99.2)	44 (97)	41 (90.4)	40 (88.2)	38 (83.8)
36 (118'1")			42 (92.6)	41 (90.4)	38 (83.8)	37 (81.6)	36 (79.4)
38 (124'8")			39 (86)	38.5 (84.9)	36 (79.4)	35 (77.2)	34 (75)
40 (131'3")			35 (77.2)	36 (79.4)	34 (75)	33 (72.8)	32 (70.5)
44 (144'4")				31.5 (69.4)	30 (66.1)	30 (66.1)	28 (61.7)
48 (157'6")					27 (59.5)	25 (55.1)	25 (55.1)
52 (170'7")					23.5 (51.8)	23 (50.7)	22.5 (49.6)
56 (183'9")						21 (46.3)	20 (44.1)
60 (196'10")							17 (37.5)
Wind speed m/s (mph)	11.1 (24.8)					9 (20.1)	

Notes: 1. Actual lifting load shall be the value of rated lifting load deducting the weight of hook blocks, hoisting tools and wire ropes on the hook blocks and boom/jib heads.
2. The rated lifting load in the chart is the weight which is lifted by crane on horizontal and hard ground.

View thousands of Crane Specifications on FreeCraneSpecs.com

Load Charts of LJ Operating Condition

Load Charts of LJ Operating Condition 3/4							kg(lb)×1000
Boom angle 87° 36m~54m (118'1"~177'2") Counterweight 165,000kg (363,800lb) Central ballast 40,000kg (88,200lb)							
Main boom length 48m (157'6")							
Jib m (ft) / Radius m(ft)	27 (88'7")	33 (108'3")	39 (127'11")	45 (147'8")	51 (167'4")	57 (187'0")	63 (206'8")
14 (45'11")	111 (244.7)						
16 (52'6")	98 (216)	96 (211.6)					
18 (59'1")	88 (194)	87 (191.8)	81 (178.6)				
20 (65'7")	80 (176.4)	78 (172)	75 (165.3)	67 (147.7)			
22 (72'2")	72 (158.7)	70 (154.3)	68 (149.9)	62 (136.7)	58 (127.9)		
24 (78'9")	66 (145.5)	65 (143.3)	62 (136.7)	58 (127.9)	55 (121.3)	55 (121.3)	49 (108)
26 (85'4")	61 (134.5)	60 (132.3)	57 (125.7)	56 (123.5)	54 (119)	52 (114.6)	48.5 (106.9)
28 (91'10")	57 (125.7)	56 (123.5)	53 (116.8)	51.5 (113.5)	51 (112.4)	47 (103.6)	46.5 (102.5)
30 (98'5")	53 (116.8)	52 (114.6)	49 (108)	48 (105.8)	47 (103.6)	44 (97)	43.5 (95.9)
32 (104'12")		48 (105.8)	46 (101.4)	45 (99.2)	43 (94.8)	41 (90.4)	40.5 (89.3)
34 (111'7")		45 (99.2)	43 (94.8)	42 (92.6)	40 (88.2)	38 (83.8)	37.5 (82.7)
36 (118'1")			40 (88.2)	39.5 (87.1)	38 (83.8)	36 (79.4)	34 (75)
38 (124'8")			38 (83.8)	37.5 (82.7)	35.5 (78.3)	34 (75)	32 (70.5)
40 (131'3")			36 (79.4)	35 (77.2)	34 (75)	32 (70.5)	30 (66.1)
44 (144'4")				31 (68.3)	29.5 (65)	28.5 (62.8)	27 (59.5)
48 (157'6")					26.5 (58.4)	25.5 (56.2)	24 (52.9)
52 (170'7")					22 (48.5)	22.5 (49.6)	21 (46.3)
56 (183'9")						20 (44.1)	18 (39.7)
60 (196'10")							16 (35.3)
64 (209'12")							14 (30.9)
Wind speed m/s(mph)	11.1 (24.8)				9 (20.1)		

Notes: 1. Actual lifting load shall be the value of rated lifting load deducting the weight of hook blocks, hoisting tools and wire ropes on the hook blocks and boom/jib heads.
2. The rated lifting load in the chart is the weight which is lifted by crane on horizontal and hard ground.

View thousands of Crane Specifications on FreeCraneSpecs.com

Load Charts of LJ Operating Condition

Load Charts of LJ Operating Condition 4/4							kg (lb) ×1000
Boom angle 87° 36m~54m (118'1"~177'2")			Counterweight 165,000kg (363,800lb)			Central ballast 40,000kg (88,200lb)	
Main boom length 54m (177'2")							
Jib m (ft) / Radius m (ft)	27 (88'7")	33 (108'3")	39 (127'11")	45 (147'8")	51 (167'4")	57 (187'0")	63 (206'8")
16 (52'6")	94 (207.2)	82 (180.8)					
18 (59'1")	85 (187.4)	80 (176.4)	73 (160.9)				
20 (65'7")	77 (169.8)	72 (158.7)	70 (154.3)	65 (143.3)			
22 (72'2")	70 (154.3)	66 (145.5)	65 (143.3)	61 (134.5)	57 (125.7)		
24 (78'9")	64 (141.1)	61 (134.5)	60 (132.3)	57 (125.7)	54 (119)	50 (110.2)	
26 (85'4")	59 (130.1)	56 (123.5)	56 (123.5)	53 (116.8)	50 (110.2)	50 (110.2)	43.5 (95.9)
28 (91'10")	55 (121.3)	52 (114.6)	52 (114.6)	49 (108)	46.5 (102.5)	47 (103.6)	42.5 (93.7)
30 (98'5")	50 (110.2)	48.5 (106.9)	48 (105.8)	46 (101.4)	43 (94.8)	43 (94.8)	41.5 (91.5)
32 (104'12")		45.5 (100.3)	45 (99.2)	43 (94.8)	40.5 (89.3)	41 (90.4)	38 (83.8)
34 (111'7")		43 (94.8)	42 (92.6)	40 (88.2)	38 (83.8)	38 (83.8)	36 (79.4)
36 (118'1")		39.5 (87.1)	39 (86)	37.5 (82.7)	35.5 (78.3)	36 (79.4)	33 (72.8)
38 (124'8")			36.5 (80.5)	36 (79.4)	33.5 (73.9)	34 (75)	31 (68.3)
40 (131'3")			34 (75)	33.5 (73.9)	32 (70.5)	32 (70.5)	29 (63.9)
44 (144'4")				29.5 (65)	28.5 (62.8)	28 (61.7)	25.5 (56.2)
48 (157'6")					25.5 (56.2)	25 (55.1)	23 (50.7)
52 (170'7")					22.5 (49.6)	22 (48.5)	20 (44.1)
56 (183'9")						19.6 (43.2)	17 (37.5)
60 (196'10")							15 (33.1)
64 (209'12")							13.5 (29.8)
Wind speed m/s (mph)	11.1 (24.8)			9 (20.1)			

Notice: Pull-up struts must be used in erecting boom under LJ operating condition with 54m (177'2") main boom+ any length jib; otherwise, the crane may risk tipping over.

Notes: 1. Actual lifting load shall be the value of rated lifting load deducting the weight of hook blocks, hoisting tools and wire ropes on the hook blocks and boom/jib heads.

2. The rated lifting load in the chart is the weight which is lifted by crane on horizontal and hard ground.

View thousands of Crane Specifications on FreeCraneSpecs.com

Operating Range Diagram of LJDB Operating Condition

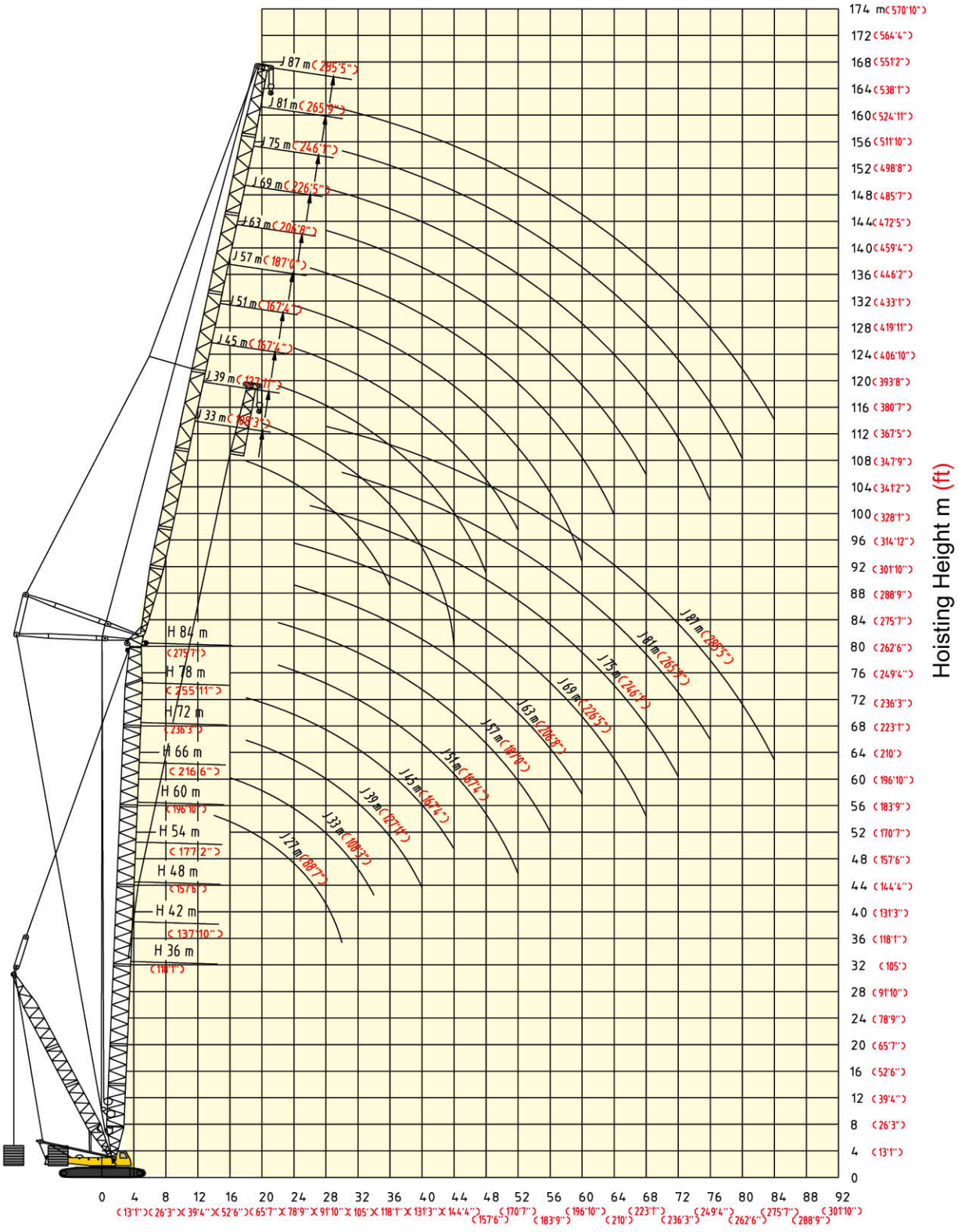

Hoisting Height and Operating Range Diagram

View thousands of Crane Specifications on FreeCraneSpecs.com

Load Charts of LJDB Operating Condition

Load Charts of LJDB Operating Condition 1/9

kg (lb) ×1000

Boom angle 87° 36m~84m(118'1"~275'7") Superlift mast 30m (98'5") Superlift counterweight 0~250,000kg (551,200lb)

Radius 11m~15m(36'1"~49'3") Counterweight 145,000kg (319,700lb) Central ballast 40,000kg (88,200lb)

Main boom length 36m (118'1")

Jib m (ft) / Radius m (ft)	27 (88'7")	33 (108'3")	39 (127'11")	45 (147'8")	51 (167'4")	57 (187'0")	63 (206'8")	69 (226'5")	75 (246'1")	81 (265'9")	87 (285'5")
14 (45'11")	180 (396.8)										
16 (52'6")	168 (370.4)	144 (317.5)									
18 (59'1")	158 (348.3)	138 (304.2)	119 (262.3)	103 (227.1)							
20 (65'7")	149 (328.5)	132 (291)	117 (257.9)	101 (222.7)							
22 (72'2")	140 (308.6)	127 (280)	112 (246.9)	98 (216)	85 (187.4)	70 (154.3)					
24 (78'9")	132 (291)	121 (266.8)	108 (238.1)	95 (209.4)	83 (183)	69 (152.1)	59 (130.1)	53 (116.8)			
26 (85'4")	120 (264.6)	115 (253.5)	104 (229.3)	92 (202.8)	81 (178.6)	68 (149.9)	57 (125.7)	52 (114.6)	44.5 (98.1)		
28 (91'10")	109 (240.3)	108 (238.1)	100 (220.5)	90 (198.4)	80 (176.4)	67 (147.7)	55 (121.3)	51 (112.4)	44 (97)		
30 (98'5")	99 (218.3)	98 (216)	96 (211.6)	86 (189.6)	78 (172)	66 (145.5)	54 (119)	50.5 (111.3)	43.5 (95.9)	36.5 (80.5)	30 (66.1)
32 (104'12")		90 (198.4)	90 (198.4)	83 (183)	74 (163.1)	65 (143.3)	53.5 (117.9)	50 (110.2)	43 (94.8)	36 (79.4)	29.5 (65)
34 (111'7")		84 (185.2)	83 (183)	80 (176.4)	72 (158.7)	64 (141.1)	52 (114.6)	50 (110.2)	42.5 (93.7)	36 (79.4)	29 (63.9)
36 (118'1")			78 (172)	77 (169.8)	69 (152.1)	63 (138.9)	51 (112.4)	49 (108)	42 (92.6)	35.5 (78.3)	28 (61.7)
38 (124'8")			73 (160.9)	71 (156.5)	66 (145.5)	61 (134.5)	49 (108)	47 (103.6)	42 (92.6)	35 (77.2)	28 (61.7)
40 (131'3")			68 (149.9)	67 (147.7)	63 (138.9)	59 (130.1)	47 (103.6)	46 (101.4)	41.5 (91.5)	34.5 (76.1)	27.5 (60.6)
44 (144'4")				60 (132.3)	59 (130.1)	56 (123.5)	43 (94.8)	42 (92.6)	40.5 (89.3)	34.5 (76.1)	27 (59.5)
48 (157'6")					52 (114.6)	50 (110.2)	40 (88.2)	39.5 (87.1)	39 (86)	34 (75)	26 (57.3)
52 (170'7")					45 (99.2)	44 (97)	37 (81.6)	36.5 (80.5)	36 (79.4)	33 (72.8)	25.5 (56.2)
56 (183'9")						42 (92.6)	34 (75)	34 (75)	34 (75)	32 (70.5)	25 (55.1)
60 (196'10")							32 (70.5)	32 (70.5)	31.5 (69.4)	31 (68.3)	24.4 (53.8)
64 (209'12")								30 (66.1)	29.5 (65)	29.5 (65)	23.8 (52.5)
68 (223'1")								29 (63.9)	29.0 (63.9)	26.5 (58.4)	23 (50.7)
72 (236'3")									27 (59.5)	24.5 (54)	22.3 (49.2)
76 (249'4")										22.5 (49.6)	22 (48.5)
80 (262'6")											21.2 (46.7)
84 (275'7")											19.5 (43)
Wind speed m/s (mph)	12.8 (28.6)	11.1 (24.8)									

Notes: 1. Actual lifting load shall be the value of rated lifting load deducting the weight of hook blocks, hoisting tools and wire ropes on the hook blocks and boom/jib heads.

2. The rated lifting load in the chart is the weight which is lifted by crane on horizontal and hard ground.

View thousands of Crane Specifications on FreeCraneSpecs.com

Load Charts of LJDB Operating Condition

Load Charts of LJDB Operating Condition 2/9

kg (lb) ×1000

Boom angle 87° 36m~84m(118'1"~275'7") Superlift mast 30m (98'5") Superlift counterweight 0~250,000kg (551,200lb)

Radius 11m~15m(36'1"~49'3") Counterweight 145,000kg (319,700lb) Central ballast 40,000kg (88,200lb)

Main boom length 42m (137'10")

Jib m (ft) / Radius m (ft)	27 (88'7")	33 (108'3")	39 (127'11")	45 (147'8")	51 (167'4")	57 (187' 0")	63 (206'8")	69 (226'5")	75 (246'1")	81 (265'9")	87 (285'5")
14 (45'11")	159 (350.5)										
16 (52'6")	153 (337.3)	133 (293.2)									
18 (59'1")	145 (319.7)	127 (280)	112 (246.9)								
20 (65'7")	138 (304.2)	123 (271.2)	109 (240.3)	96 (211.6)							
22 (72'2")	128 (282.2)	118 (260.1)	106 (233.7)	93 (205)	80 (176.4)	67 (147.7)					
24 (78'9")	122 (269)	113 (249.1)	101 (222.7)	91 (200.6)	78 (172)	66 (145.5)	55 (121.3)				
26 (85'4")	115 (253.5)	107 (235.9)	98 (216)	88 (194)	76 (167.5)	64 (141.1)	54 (119)	49.5 (109.1)			
28 (91'10")	108 (238.1)	102 (224.9)	94 (207.2)	85 (187.4)	75 (165.3)	63 (138.9)	53 (116.8)	49 (108)	39.5 (87.1)		
30 (98'5")	100 (220.5)	96 (211.6)	90 (198.4)	82 (180.8)	73 (160.9)	62 (136.7)	52 (114.6)	48 (105.8)	39 (86)	34.5 (76.1)	27.4 (60.4)
32 (104'12")		93 (205)	87 (191.8)	78 (172)	71 (156.5)	60 (132.3)	51 (112.4)	47.5 (104.7)	38.5 (84.9)	34 (75)	27 (59.5)
34 (111'7")		88 (194)	84 (185.2)	74 (163.1)	69 (152.1)	59 (130.1)	50 (110.2)	47 (103.6)	37.5 (82.7)	33.5 (73.9)	26.6 (58.6)
36 (118'1")			81 (178.6)	70 (154.3)	68 (149.9)	58 (127.9)	48 (105.8)	46.5 (102.5)	37.5 (82.7)	33.5 (73.9)	26 (57.3)
38 (124'8")			78 (172)	65 (143.3)	63 (138.9)	56 (123.5)	46 (101.4)	45.5 (100.3)	37 (81.6)	33 (72.8)	25.5 (56.2)
40 (131'3")			73 (160.9)	60 (132.3)	59 (130.1)	55 (121.3)	44 (97)	44 (97)	36.5 (80.5)	33 (72.8)	25 (55.1)
44 (144'4")				54 (119)	54 (119)	52 (114.6)	41 (90.4)	41 (90.4)	35.5 (78.3)	32 (70.5)	24 (52.9)
48 (157'6")					49 (108)	49 (108)	38 (83.8)	38 (83.8)	34.5 (76.1)	31 (68.3)	23.2 (51.1)
52 (170'7")					46 (101.4)	45 (99.2)	34 (75)	34 (75)	33.5 (73.9)	31 (68.3)	22.5 (49.6)
56 (183'9")						40 (88.2)	33 (72.8)	33 (72.8)	32 (70.5)	30.5 (67.2)	22 (48.5)
60 (196'10")							32 (70.5)	31.5 (69.4)	30 (66.1)	28 (61.7)	21.3 (47)
64 (209'12")								29 (63.9)	27.5 (60.6)	26 (57.3)	20.5 (45.2)
68 (223'1")								28 (61.7)	25.5 (56.2)	24 (52.9)	20 (44.1)
72 (236'3")									23.5 (51.8)	22.2 (48.9)	19 (41.9)
76 (249'4")										21 (46.3)	18 (39.7)
80 (262'6")										20 (44.1)	16.5 (36.4)
84 (275'7")											15.5 (34.2)
Wind speed m/s (mph)	11.1 (24.8)				9 (20.1)						

Notes: 1. Actual lifting load shall be the value of rated lifting load deducting the weight of hook blocks, hoisting tools and wire ropes on the hook blocks and boom/jib heads.
2. The rated lifting load in the chart is the weight which is lifted by crane on horizontal and hard ground.

View thousands of Crane Specifications on FreeCraneSpecs.com

Load Charts of LJDB Operating Condition

Load Charts of LJDB Operating Condition 3/9

kg (lb) ×1000

Boom angle 87° 36m~84m (118'1"~275'7") Superlift mast 30m (98'5") Superlift counterweight 0~250,000kg (551,200lb)

Radius 11m~15m (36'1"~49'3") Counterweight 145,000kg (319,700lb) Central ballast 40,000kg (88,200lb)

Main boom length 48m (157'6")

Jib m (ft) / Radius m (ft)	27 (88'7")	33 (108'3")	39 (127'11")	45 (147'8")	51 (167'4")	57 (187'0")	63 (206'8")	69 (226'5")	75 (246'1")	81 (265'9")	87 (285'5")
14 (45'11")	140 (308.6)										
16 (52'6")	135 (297.6)	118 (260.1)									
18 (59'1")	130 (286.6)	114 (251.3)	100 (220.5)								
20 (65'7")	123 (271.2)	110 (242.5)	96 (211.6)	87 (191.8)							
22 (72'2")	118 (260.1)	106 (233.7)	94 (207.2)	85 (187.4)	75 (165.3)						
24 (78'9")	112 (246.9)	101 (222.7)	91 (200.6)	83 (183)	74.5 (164.2)	65 (143.3)	53.5 (117.9)				
26 (85'4")	106 (233.7)	98 (216)	88 (194)	81 (178.6)	73 (160.9)	64 (141.1)	52 (114.6)	47.5 (104.7)			
28 (91'10")	100 (220.5)	94 (207.2)	84 (185.2)	78 (172)	72 (158.7)	63 (138.9)	51 (112.4)	47 (103.6)	40 (88.2)		
30 (98'5")	95 (209.4)	89 (196.2)	80 (176.4)	75 (165.3)	70 (154.3)	62 (136.7)	51 (112.4)	46 (101.4)	39.5 (87.1)	33.5 (73.9)	24.5 (54)
32 (104'12")		85 (187.4)	78 (172)	72 (158.7)	68 (149.9)	60 (132.3)	49.5 (109.1)	45.5 (100.3)	39 (86)	33 (72.8)	24 (52.9)
34 (111'7")		82 (180.8)	75 (165.3)	71 (156.5)	66 (145.5)	59 (130.1)	49 (108)	45 (99.2)	38.5 (84.9)	32.6 (71.9)	23.5 (51.8)
36 (118'1")			72 (158.7)	69 (152.1)	64 (141.1)	56 (123.5)	47.5 (104.7)	44 (97)	38 (83.8)	32 (70.5)	23.1 (50.9)
38 (124'8")			69 (152.1)	65 (143.3)	62 (136.7)	54 (119)	46.5 (102.5)	43 (94.8)	37.5 (82.7)	31.2 (68.8)	22.7 (50)
40 (131'3")			65 (143.3)	62 (136.7)	59 (130.1)	52 (114.6)	45 (99.2)	42 (92.6)	37 (81.6)	30.8 (67.9)	22.2 (48.9)
44 (144'4")				57 (125.7)	55 (121.3)	50 (110.2)	42.5 (93.7)	40.5 (89.3)	36 (79.4)	30.2 (66.6)	21.2 (46.7)
48 (157'6")					50 (110.2)	47 (103.6)	39 (86)	38 (83.8)	35.5 (78.3)	29.3 (64.6)	20.8 (45.9)
52 (170'7")					41 (90.4)	41 (90.4)	36 (79.4)	36 (79.4)	34 (75)	28.7 (63.3)	20 (44.1)
56 (183'9")						35 (77.2)	33 (72.8)	33 (72.8)	32 (70.5)	28 (61.7)	19.2 (42.3)
60 (196'10")							31 (68.3)	31 (68.3)	30 (66.1)	26.5 (58.4)	18.7 (41.2)
64 (209'12")							29 (63.9)	29 (63.9)	26 (57.3)	25 (55.1)	18.0 (39.7)
68 (223'1")								27.5 (60.6)	24.5 (54)	23 (50.7)	17.2 (37.9)
72 (236'3")									23 (50.7)	21 (46.3)	16.9 (37.3)
76 (249'4")										20 (44.1)	16 (35.3)
80 (262'6")										18 (39.7)	14.2 (31.3)
84 (275'7")											13.5 (29.8)
Wind speed m/s (mph)	9 (20.1)										

Notes: 1. Actual lifting load shall be the value of rated lifting load deducting the weight of hook blocks, hoisting tools and wire ropes on the hook blocks and boom/jib heads.

2. The rated lifting load in the chart is the weight which is lifted by crane on horizontal and hard ground.

View thousands of Crane Specifications on FreeCraneSpecs.com

Load Charts of LJDB Operating Condition

Load Charts of LJDB Operating Condition 4/9

kg (lb) ×1000

Boom angle 87° 36m~84m (118'1"~275'7") Superlift mast 30m (98'5") Superlift counterweight 0~250,000kg (551,200lb)

Radius 11m~15m (36'1"~49'3") Counterweight 145,000kg (319,700lb) Central ballast 40,000kg (88,200lb)

Main boom length 54m (177'2")

Jib m (ft) / Radius m (ft)	27 (88'7")	33 (108'3")	39 (127'11")	45 (147'8")	51 (167'4")	57 (187'0")	63 (206'8")	69 (226'5")	75 (246'1")	81 (265'9")	87 (285'5")
16 (52'6")	122 (269)	106 (233.7)									
18 (59'1")	115 (253.5)	102 (224.9)	90 (198.4)								
20 (65'7")	111 (244.7)	99 (218.3)	86 (189.6)	77 (169.8)							
22 (72'2")	105 (231.5)	96 (211.6)	85 (187.4)	76 (167.5)	68 (149.9)						
24 (78'9")	100 (220.5)	92 (202.8)	82 (180.8)	74 (163.1)	66 (145.5)	59 (130.1)					
26 (85'4")	97 (213.8)	87 (191.8)	79 (174.2)	71 (156.5)	65 (143.3)	58 (127.9)	49 (108)	43 (94.8)			
28 (91'10")	93 (205)	84 (185.2)	77 (169.8)	70 (154.3)	63 (138.9)	57 (125.7)	47.5 (104.7)	42 (92.6)	36.5 (80.5)		
30 (98'5")	92 (202.8)	81 (178.6)	73 (160.9)	67 (147.7)	62 (136.7)	55 (121.3)	46 (101.4)	41 (90.4)	36 (79.4)	30.1 (66.4)	23.7 (52.2)
32 (104'12")		78 (172)	71 (156.5)	65 (143.3)	60 (132.3)	54 (119)	45 (99.2)	40.5 (89.3)	35 (77.2)	29.5 (65)	23.2 (51.1)
34 (111'7")		76 (167.5)	69 (152.1)	63 (138.9)	58 (127.9)	52 (114.6)	44 (97)	40 (88.2)	35 (77.2)	29 (63.9)	22.9 (50.5)
36 (118'1")		75 (165.3)	67 (147.7)	61 (134.5)	57 (125.7)	51 (112.4)	43 (94.8)	39 (86)	34.5 (76.1)	28.7 (63.3)	22.5 (49.6)
38 (124'8")			65 (143.3)	60 (132.3)	55 (121.3)	50 (110.2)	41.5 (91.5)	38.5 (84.9)	34 (75)	28.3 (62.4)	22 (48.5)
40 (131'3")			63 (138.9)	59 (130.1)	54 (119)	48 (105.8)	40.5 (89.3)	38 (83.8)	33.5 (73.9)	27.8 (61.3)	21.5 (47.4)
44 (144'4")				57 (125.7)	51 (112.4)	45 (99.2)	38 (83.8)	36 (79.4)	33 (72.8)	27.0 (59.5)	21 (46.3)
48 (157'6")				54 (119)	47 (103.6)	43 (94.8)	36 (79.4)	35 (77.2)	32 (70.5)	26.3 (58)	20 (44.1)
52 (170'7")					45 (99.2)	41 (90.4)	34.5 (76.1)	33 (72.8)	31 (68.3)	25.5 (56.2)	19.2 (42.3)
56 (183'9")						39 (86)	32 (70.5)	30.5 (67.2)	28.5 (62.8)	25 (55.1)	18.5 (40.8)
60 (196'10")							30 (66.1)	28.0 (61.7)	26.5 (58.4)	24 (52.9)	17.5 (38.6)
64 (209'12")							28 (61.7)	26.5 (58.4)	25 (55.1)	22 (48.5)	17 (37.5)
68 (223'1")								25.0 (55.1)	23 (50.7)	20 (44.1)	16 (35.3)
72 (236'3")									21 (46.3)	19 (41.9)	15 (33.1)
76 (249'4")										18 (39.7)	14 (30.9)
80 (262'6")										15.5 (34.2)	13 (28.7)
84 (275'7")											12.5 (27.6)
Wind speed m/s (mph)	9 (20.1)										

Notes: 1. Actual lifting load shall be the value of rated lifting load deducting the weight of hook blocks, hoisting tools and wire ropes on the hook blocks and boom/jib heads.
2. The rated lifting load in the chart is the weight which is lifted by crane on horizontal and hard ground.

View thousands of Crane Specifications on FreeCraneSpecs.com

Load Charts of LJDB Operating Condition

Load Charts of LJDB Operating Condition 5/9

kg (lb) × 1000

Boom angle 87° 36m~84m (118'1"~275'7") Superlift mast 30m (98'5") Superlift counterweight 0~250,000kg (551,200lb)

Radius 11m~15m (36'1"~49'3") Counterweight 145,000kg (319,700lb) Central ballast 40,000kg (88,200lb)

Main boom length 60m (196'10")

Jib m (ft) / Radius m (ft)	27 (88'7")	33 (108'3")	39 (127'11")	45 (147'8")	51 (167'4")	57 (187'0")	63 (206'8")	69 (226'5")	75 (246'1")	81 (265'9")	87 (285'5")
16 (52'6")	106 (233.7)										
18 (59'1")	101 (222.7)	92 (202.8)	82 (180.8)								
20 (65'7")	97 (213.8)	88 (194)	79 (174.2)	72 (158.7)							
22 (72'2")	94 (207.2)	85 (187.4)	77 (169.8)	70 (154.3)	62 (136.7)						
24 (78'9")	90 (198.4)	82 (180.8)	75 (165.3)	68 (149.9)	60 (132.3)	54 (119)					
26 (85'4")	87 (191.8)	79 (174.2)	72 (158.7)	66 (145.5)	58 (127.9)	53 (116.8)	45 (99.2)	41 (90.4)			
28 (91'10")	84 (185.2)	76 (167.5)	70 (154.3)	64 (141.1)	57 (125.7)	52 (114.6)	44 (97)	40.5 (89.3)	34.5 (76.1)		
30 (98'5")	83 (183)	72 (158.7)	67 (147.7)	62 (136.7)	55 (121.3)	51 (112.4)	43 (94.8)	40 (88.2)	34 (75)	28.6 (63.1)	
32.0 (104'12")		70 (154.3)	65 (143.3)	60 (132.3)	53 (116.8)	49 (108)	42 (92.6)	39.5 (87.1)	33.5 (73.9)	28.2 (62.2)	23.5 (51.8)
34 (111'7")		69 (152.1)	64 (141.1)	58 (127.9)	52 (114.6)	48 (105.8)	41 (90.4)	39 (86)	33 (72.8)	27.7 (61.1)	23.0 (50.7)
36 (118'1")		67 (147.7)	63 (138.9)	57 (125.7)	50 (110.2)	46.5 (102.5)	40 (88.2)	38 (83.8)	32.5 (71.6)	27.0 (59.5)	22.6 (49.8)
38 (124'8")			62 (136.7)	56 (123.5)	49 (108)	45.5 (100.3)	39 (86)	37 (81.6)	32 (70.5)	26.6 (58.6)	22.2 (48.9)
40 (131'3")			60 (132.3)	53 (116.8)	47 (103.6)	44 (97)	37 (81.6)	36 (79.4)	31.4 (69.2)	26.2 (57.8)	21.7 (47.8)
44 (144'4")				49 (108)	45 (99.2)	42 (92.6)	35 (77.2)	34.5 (76.1)	30.5 (67.2)	25.5 (56.2)	21.2 (46.7)
48 (157'6")				45 (99.2)	44 (97)	40.5 (89.3)	33 (72.8)	32.5 (71.6)	29.3 (64.6)	24.8 (54.7)	20.5 (45.2)
52 (170'7")					42 (92.6)	38.5 (84.9)	31.5 (69.4)	31 (68.3)	28 (61.7)	23.5 (51.8)	19.5 (43)
56 (183'9")						36 (79.4)	29.5 (65)	29 (63.9)	26 (57.3)	22.5 (49.6)	18.8 (41.4)
60 (196'10")							27.5 (60.6)	27 (59.5)	24.5 (54)	21 (46.3)	18 (39.7)
64 (209'12")							25.5 (56.2)	25 (55.1)	23 (50.7)	20.5 (45.2)	17.2 (37.9)
68 (223'1")								23.5 (51.8)	21 (46.3)	19 (41.9)	16.3 (35.9)
72 (236'3")									20 (44.1)	17.5 (38.6)	15.4 (34)
76 (249'4")										16 (35.3)	14 (30.9)
80 (262'6")										15 (33.1)	13 (28.7)
84 (275'7")											12 (26.5)
Wind speed m/s (mph)	9 (20.1)										

Notes: 1. Actual lifting load shall be the value of rated lifting load deducting the weight of hook blocks, hoisting tools and wire ropes on the hook blocks and boom/jib heads.

2. The rated lifting load in the chart is the weight which is lifted by crane on horizontal and hard ground.

View thousands of Crane Specifications on FreeCraneSpecs.com

Load Charts of LJDB Operating Condition

Load Charts of LJDB Operating Condition 6/9

kg (lb) × 1000

Boom angle 87° 36m~84m (118'1"~275'7") Superlift mast 30m (98'5") Superlift counterweight 0~250,000kg (551,200lb)

Radius 11m~15m (36'1"~49'3") Counterweight 145,000kg (319,700lb) Central ballast 40,000kg (88,200lb)

Main boom length 66m (216'6")

Jib m (ft) / Radius m (ft)	27 (88'7")	33 (108'3")	39 (127'11")	45 (147'8")	51 (167'4")	57 (187'0")	63 (206'8")	69 (226'5")	75 (246'1")	81 (265'9")	87 (285'5")
16 (52'6")	97 (213.8)										
18 (59'1")	93 (205)	84 (185.2)									
20 (65'7")	90 (198.4)	81 (178.6)	72 (158.7)								
22 (72'2")	88 (194)	79 (174.2)	70 (154.3)	63 (138.9)	57 (125.7)						
24 (78'9")	85 (187.4)	77 (169.8)	68 (149.9)	62 (136.7)	56 (123.5)	48 (105.8)					
26 (85'4")	81 (178.6)	74 (163.1)	67 (147.7)	60 (132.3)	55 (121.3)	47 (103.6)	39 (86)				
28 (91'10")	78 (172)	72 (158.7)	60 (132.3)	59 (130.1)	53 (116.8)	46 (101.4)	38.5 (84.9)	34 (75)	30 (66.1)		
30 (98'5")	76 (167.5)	68 (149.9)	59 (130.1)	57 (125.7)	51 (112.4)	45 (99.2)	38 (83.8)	33.5 (73.9)	29.5 (65)	24.5 (54)	
32 (104'12")		65 (143.3)	58 (127.9)	55 (121.3)	50 (110.2)	44.5 (98.1)	37.5 (82.7)	33 (72.8)	29 (63.9)	24 (52.9)	18 (39.7)
34 (111'7")		64 (141.1)	58 (126.8)	54 (119)	49 (108)	43.5 (95.9)	37 (81.6)	32 (70.5)	28.5 (62.8)	23.5 (51.8)	17.5 (38.6)
36 (118'1")		63 (138.9)	57 (125.7)	52 (114.6)	48.5 (106.9)	42.5 (93.7)	36.5 (80.5)	31.5 (69.4)	28 (61.7)	23 (50.7)	17.1 (37.7)
38 (124'8")			56 (123.5)	51 (112.4)	47 (103.6)	42 (92.6)	36 (79.4)	31 (68.3)	27.5 (60.6)	22.5 (49.6)	16.8 (37)
40 (131'3")			55 (121.3)	50 (110.2)	46 (101.4)	41 (90.4)	35 (77.2)	30.5 (67.2)	27 (59.5)	22 (48.5)	16.4 (36.2)
44 (144'4")				47 (103.6)	44 (97)	40 (88.2)	32.5 (71.6)	30 (66.1)	26 (57.3)	21.2 (46.7)	16.0 (35.3)
48 (157'6")				46 (101.4)	42 (92.6)	37 (81.6)	31.5 (69.4)	29.5 (65)	24.3 (53.6)	20.8 (45.9)	15.6 (34.4)
52 (170'7")					41 (90.4)	35 (77.2)	30 (66.1)	28.5 (62.8)	23 (50.7)	20 (44.1)	15.2 (33.5)
56 (183'9")						34 (75)	28 (61.7)	27 (59.5)	22 (48.5)	19 (41.9)	14.8 (32.6)
60 (196'10")							26 (57.3)	24.7 (54.5)	21 (46.3)	18 (39.7)	14 (30.9)
64 (209'12")							24 (52.9)	22.5 (49.6)	20 (44.1)	17 (37.5)	13.3 (29.3)
68 (223'1")								21 (46.3)	19 (41.9)	16 (35.3)	12.6 (27.8)
72 (236'3")									17 (37.5)	14.5 (32)	12 (26.5)
76 (249'4")									15.5 (34.2)	13.6 (30)	11 (24.3)
80 (262'6")										12.4 (27.3)	10.3 (22.7)
84 (275'7")											9 (19.8)
Wind speed m/s (mph)	9 (20.1)										

Notes: 1. Actual lifting load shall be the value of rated lifting load deducting the weight of hook blocks, hoisting tools and wire ropes on the hook blocks and boom/jib heads.

2. The rated lifting load in the chart is the weight which is lifted by crane on horizontal and hard ground.

View thousands of Crane Specifications on FreeCraneSpecs.com

Load Charts of LJDB Operating Condition

Load Charts of LJDB Operating Condition 7/9

kg (lb) ×1000

Boom angle 87° 36m~84m (118'1"~275'7") Superlift mast 30m (98'5") Superlift counterweight 0~250,000kg (551,200lb)

Radius 11m~15m (36'1"~49'3") Counterweight 145,000kg (319,700lb) Central ballast 40,000kg (88,200lb)

Main boom length 72m (236'3")

Jib m (ft) / Radius m (ft)	27 (88'7")	33 (108'3")	39 (127'11")	45 (147'8")	51 (167'4")	57 (187'0")	63 (206'8")	69 (226'5")	75 (246'1")	81 (265'9")	87 (285'5")
16 (52'6")	87 (191.8)										
18 (59'1")	83 (183)	76 (167.5)									
20 (65'7")	81 (178.6)	74 (163.1)	64 (141.1)								
22 (72'2")	78 (172)	72 (158.7)	62.5 (137.8)	58 (127.9)							
24 (78'9")	75 (165.3)	70 (154.3)	60.5 (133.4)	56 (123.5)	50.5 (111.3)	43 (94.8)					
26 (85'4")	72 (158.7)	67 (147.7)	59.5 (131.2)	54 (119)	49 (108)	42 (92.6)	35 (77.2)				
28 (91'10")	71 (156.5)	65 (143.3)	58 (127.9)	53 (116.8)	48 (105.8)	41.5 (91.5)	34.5 (76.1)	30.5 (67.2)			
30 (98'5")	70 (154.3)	63 (138.9)	56 (123.5)	52 (114.6)	47 (103.6)	40.5 (89.3)	34 (75)	30 (66.1)	26.5 (58.4)		
32 (104'12")		61 (134.5)	54 (119)	50 (110.2)	46 (101.4)	40 (88.2)	33.5 (73.9)	29.5 (65)	26 (57.3)	22.6 (49.8)	17.6 (38.8)
34 (111'7")		60 (132.3)	53 (116.8)	49 (108)	44.5 (98.1)	39 (86)	33 (72.8)	29 (63.9)	25.5 (56.2)	22.2 (48.9)	17.2 (37.9)
36 (118'1")		59 (130.1)	52 (114.6)	47 (103.6)	43.5 (95.9)	38 (83.8)	32.5 (71.6)	28 (61.7)	25 (55.1)	21.8 (48.1)	16.8 (37)
38 (124'8")			50 (110.2)	45.5 (100.3)	42.5 (93.7)	37 (81.6)	32 (70.5)	27.5 (60.6)	24.5 (54)	21.4 (47.2)	16.3 (35.9)
40 (131'3")			49.5 (109.1)	44 (97)	41 (90.4)	36 (79.4)	31 (68.3)	27 (59.5)	24 (52.9)	21 (46.3)	16 (35.3)
44 (144'4")				42 (92.6)	39.5 (87.1)	34 (75)	30 (66.1)	26.5 (58.4)	23 (50.7)	20.4 (45)	15.5 (34.2)
48 (157'6")				40 (88.2)	38.0 (83.8)	32.5 (71.6)	28 (61.7)	25 (55.1)	22 (48.5)	19.5 (43)	15 (33.1)
52 (170'7")					37.5 (82.7)	31.5 (69.4)	27 (59.5)	24 (52.9)	21.5 (47.4)	19 (41.9)	14.5 (32)
56 (183'9")						30 (66.1)	25.5 (56.2)	22.7 (50)	20.5 (45.2)	17.5 (38.6)	14 (30.9)
60 (196'10")						28 (61.7)	24 (52.9)	21.6 (47.6)	19.4 (42.8)	16.3 (35.9)	13.4 (29.5)
64 (209'12")							22 (48.5)	19.8 (43.7)	18.3 (40.3)	15.1 (33.3)	12.5 (27.6)
68 (223'1")								18.6 (41)	17 (37.5)	14.3 (31.5)	12 (26.5)
72 (236'3")									16 (35.3)	13.2 (29.1)	11.5 (25.4)
76 (249'4")									14.6 (32.2)	12.1 (26.7)	10.8 (23.8)
80 (262'6")										11 (24.3)	10 (22)
84 (275'7")											9.3 (20.5)
Wind speed m/s (mph)	9 (20.1)										

Notes: 1. Actual lifting load shall be the value of rated lifting load deducting the weight of hook blocks, hoisting tools and wire ropes on the hook blocks and boom/jib heads.

2. The rated lifting load in the chart is the weight which is lifted by crane on horizontal and hard ground.

View thousands of Crane Specifications on FreeCraneSpecs.com

Load Charts of LJDB Operating Condition

Load Charts of LJDB Operating Condition 8/9

kg(lb)×1000

Boom angle 87° 36m~84m(118'1"~275'7") Superlift mast 30m (98'5") Superlift counterweight 0~250,000kg (551,200lb)

Radius 11m~15m(36'1"~49'3") Counterweight 145,000kg (319,700lb) Central ballast 40,000kg (88,200lb)

Main boom length 78m (255'11")

Jib m (ft) / Radius m (ft)	27 (88'7")	33 (108'3")	39 (127'11")	45 (147'8")	51 (167'4")	57 (187'0")	63 (206'8")	69 (226'5")	75 (246'1")	81 (265'9")	87 (285'5")
16 (52'6")	79 (174.2)										
18 (59'1")	77 (169.8)	67 (147.7)									
20 (65'7")	74 (163.1)	65 (143.3)	58 (127.9)								
22 (72'2")	71 (156.5)	64 (141.1)	56 (123.5)	52 (114.6)							
24 (78'9")	69 (152.1)	61 (134.5)	55 (121.3)	51 (112.4)	45 (99.2)	38 (83.8)					
26 (85'4")	66 (145.5)	59 (130.1)	53 (116. 8)	50 (110.2)	44 (97)	37 (81.6)	32.5 (71.6)				
28 (91'10")	64 (141.1)	57 (125.7)	51 (112.4)	48 (105.8)	43 (94.8)	36 (79.4)	32 (70.5)	28.9 (63.7)			
30 (98'5")	63 (138.9)	55 (120.1)	49 (108)	47.5 (104.7)	41.5 (91.5)	35.5 (78.3)	32 (70.5)	28.3 (62.4)	24.3 (53.6)		
32 (104'12")	62 (136.7)	52 (114.6)	47 (103.6)	45.5 (100.3)	40.5 (89.3)	35 (77.2)	31.5 (69.4)	27.7 (61.1)	23.8 (52.5)	20 (44.1)	
34 (111'7")		51 (112.4)	46 (101.4)	43.5 (95.9)	40 (88.2)	34 (75)	31 (68.3)	27.2 (60)	23.3 (51.4)	19.5 (43)	15 (33.1)
36 (118'1")		51 (112.4)	44 (97)	42.5 (93.7)	39.5 (87.1)	33.5 (73.9)	30 (66.1)	26.5 (58.4)	22.8 (50.3)	19.1 (42.1)	14.8 (32.6)
38 (124'8")		50 (110.2)	43 (94.8)	42 (92.6)	38.5 (84.9)	33 (72.8)	29 (63.9)	25.8 (56.9)	22.4 (49.4)	18.8 (41.4)	14.5 (32)
40 (131'3")			42 (92.6)	40 (88.2)	37.5 (82.7)	32 (70.5)	28 (61.7)	25 (55.1)	21.8 (48.1)	18.4 (40.6)	13.8 (30.4)
44 (144'4")			41 (90.4)	38 (83.8)	36 (79.4)	30.5 (67.2)	26 (57.3)	23.5 (51.8)	20.8 (45.9)	17.7 (39)	12.5 (27.6)
48 (157'6")				35 (77.2)	34 (75)	29.5 (65)	24.5 (54)	22.3 (49.2)	19.5 (43)	16.8 (37)	11.5 (25.4)
52 (170'7")					32 (70.5)	28.5 (62.8)	23.5 (51.8)	21 (46.3)	18.5 (40.8)	16 (35.3)	10.8 (23.8)
56 (183'9")						27.5 (60.6)	22.5 (49.6)	20 (44.1)	17.5 (38.6)	15 (33.1)	10 (22)
60 (196'10")						26 (57.3)	21 (46.3)	19.2 (42.3)	16.5 (36.4)	14.2 (31.3)	9.6 (21.2)
64 (209'12")							19.5 (43)	18.2 (40.1)	15.6 (34.4)	13.3 (29.3)	9.2 (20.3)
68 (223'1")								17 (37.5)	15.1 (33.3)	12.7 (28)	9 (19.8)
72 (236'3")									14.1 (31.1)	12.2 (26.9)	8.8 (19.4)
76 (249'4")									13 (28.7)	11.2 (24.7)	8.6 (19)
80 (262'6")										10.2 (22.5)	8.4 (18.5)
84 (275'7")											8 (17.6)
Wind speed m/s (mph)	9 (20.1)										

Notes: 1. Actual lifting load shall be the value of rated lifting load deducting the weight of hook blocks, hoisting tools and wire ropes on the hook blocks and boom/jib heads.

2. The rated lifting load in the chart is the weight which is lifted by crane on horizontal and hard ground.

View thousands of Crane Specifications on FreeCraneSpecs.com

Load Charts of LJDB Operating Condition

Load Charts of LJDB Operating Condition 9/9

kg (lb)×1000

Boom angle 87° 36m~84m(118'1"~275'7") Superlift mast 30m (98'5") Superlift counterweight 0~250,000kg (551,200lb)

Radius 11m~15m(36'1"~49'3") Counterweight 145,000kg (319,700lb) Central ballast 40,000kg (88,200lb)

Main boom length 84m (275'7")

Jib m (ft) / Radius m(ft)	33 (108'3")	39 (127'11")	45 (147'8")	51 (167'4")	57 (187'0")	63 (206'8")	69 (226'5")	75 (246'1")	81 (265'9")	87 (285'5")
18 (59'1")	60 (132.3)									
20 (65'7")	58 (127.9)	52 (114.6)								
22 (72'2")	57 (125.7)	50 (110.2)	45 (99.2)							
24 (78'9")	55 (121.3)	49 (108)	43 (94.8)	39.5 (87.1)	36 (79.4)					
26 (85'4")	53 (116.8)	48 (105.8)	42 (92.6)	38.5 (84.9)	35 (77.2)	31 (68.3)				
28 (91'10")	51 (112.4)	46 (101.4)	41 (90.4)	38 (83.8)	34 (75)	30.5 (67.2)	26 (57.3)			
30 (98'5")	49 (108)	44 (97)	40 (88.2)	36 (79.4)	33 (72.8)	29.5 (65)	25.4 (56)	22.5 (49.6)		
32 (104'12")	47 (103.6)	42.5 (93.7)	38.5 (84.9)	35 (77.2)	32 (70.5)	29 (63.9)	24.8 (54.7)	22 (48.5)	18 (39.7)	
34 (111'7")	46 (101.4)	41.5 (91.5)	37 (81.6)	34 (75)	31 (68.3)	28.5 (62.8)	24.3 (53.6)	21.6 (47.6)	17.6 (38.8)	12.6 (27.8)
36 (118'1")	45.5 (100.3)	41 (90.4)	36 (79.4)	33 (72.8)	30 (66.1)	27.5 (60.6)	23.7 (52.2)	21.2 (46.7)	17.2 (37.9)	12.2 (26.9)
38 (124'8")		39 (86)	35 (77.2)	32 (70.5)	29 (63.9)	26.5 (58.4)	23.2 (51.1)	20.7 (45.6)	16.5 (36.4)	11.9 (26.2)
40 (131'3")		38 (83.8)	34 (75)	31 (68.3)	28 (61.7)	26 (57.3)	22.8 (50.3)	20.2 (44.5)	15.7 (34.6)	11.5 (25.4)
44 (144'4")		37 (81.6)	32 (70.5)	29 (63.9)	26 (57.3)	24.5 (54)	21.6 (47.6)	19.7 (43.4)	14.3 (31.5)	11.1 (24.5)
48 (157'6")			30 (66.1)	27.5 (60.6)	25 (55.1)	23 (50.7)	20.3 (44.8)	18.6 (41)	13.2 (29.1)	10.5 (23.1)
52 (170'7")				25.5 (56.2)	24 (52.9)	22 (48.5)	19.1 (42.1)	17.5 (38.6)	12.5 (27.6)	10 (22)
56 (183'9")					23 (50.7)	21 (46.3)	18 (39.7)	16 (35.3)	12 (26.5)	9.3 (20.5)
60 (196'10")					22.5 (49.6)	20 (44.1)	17.2 (37.9)	14.9 (32.8)	11.5 (25.4)	8.5 (18.7)
64 (209'12")						19 (41.9)	16.6 (36.6)	14 (30.9)	11 (24.3)	7.8 (17.2)
68 (223'1")							16 (35.3)	13.8 (30.4)	10.6 (23.4)	7 (15.4)
72 (236'3")								13.5 (29.8)	10.5 (23.1)	6.2 (13.7)
76 (249'4")								13 (28.7)	10.2 (22.5)	5.8 (12.8)
80 (262'6")									10 (22)	5.4 (11.9)
84 (275'7")										5 (11)
Wind speed m/s (mph)	9 (20.1)									

Notes: 1. Actual lifting load shall be the value of rated lifting load deducting the weight of hook blocks, hoisting tools and wire ropes on the hook blocks and boom/jib heads.

2. The rated lifting load in the chart is the weight which is lifted by crane on horizontal and hard ground.

View thousands of Crane Specifications on FreeCraneSpecs.com

Boom Combinations of HJ Operating Condition

Boom length m (ft)	Heavy boom insert		Light boom insert	
	6 m (19'8")	12m (39'4")	6m (19'8")	12m (39'4")
44 (144'4")	1	–	–	1
50 (164'1")	–	1	–	1
56 (183'9")	–	1	1	1
62 (203'5")	1	1	1	1
68* (223'1")	–	2	1	1
74* (242'9")	1	2	1	1
80* (262'6")	–	3	1	1
86* (282'2")	–	3	–	2
92* (301'10")	1	3	–	2
98* (321'6")	1	3	1	2

Note: Waist rope must be used in the point marked with * with boom from 68m (223'1") to 98m (321'6"). Otherwise, the boom may risk breaking off.

! Notice: Pull-up struts must be used in erecting boom under HJ operating condition with 98m (321'6") boom, and the boom must be erected from the flank; otherwise, the crane may risk tipping over.

! Pull-up struts must be used in erecting boom under HJ operating condition with 92m (177'2") boom and 145,000kg (319,700lb) counterweight, and the boom must be erected from the flank; otherwise, the crane may risk tipping over.

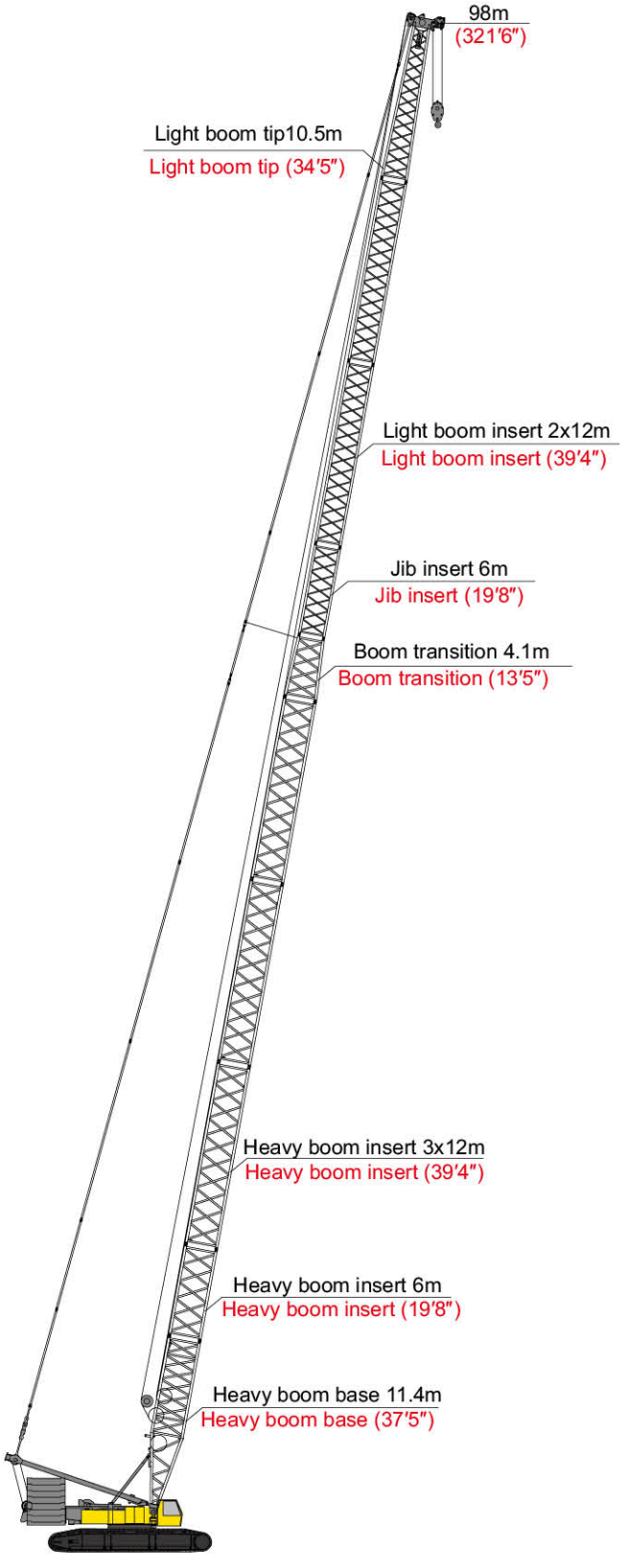

View thousands of Crane Specifications on FreeCraneSpecs.com

Operating Range Diagram of HJ Operating Condition

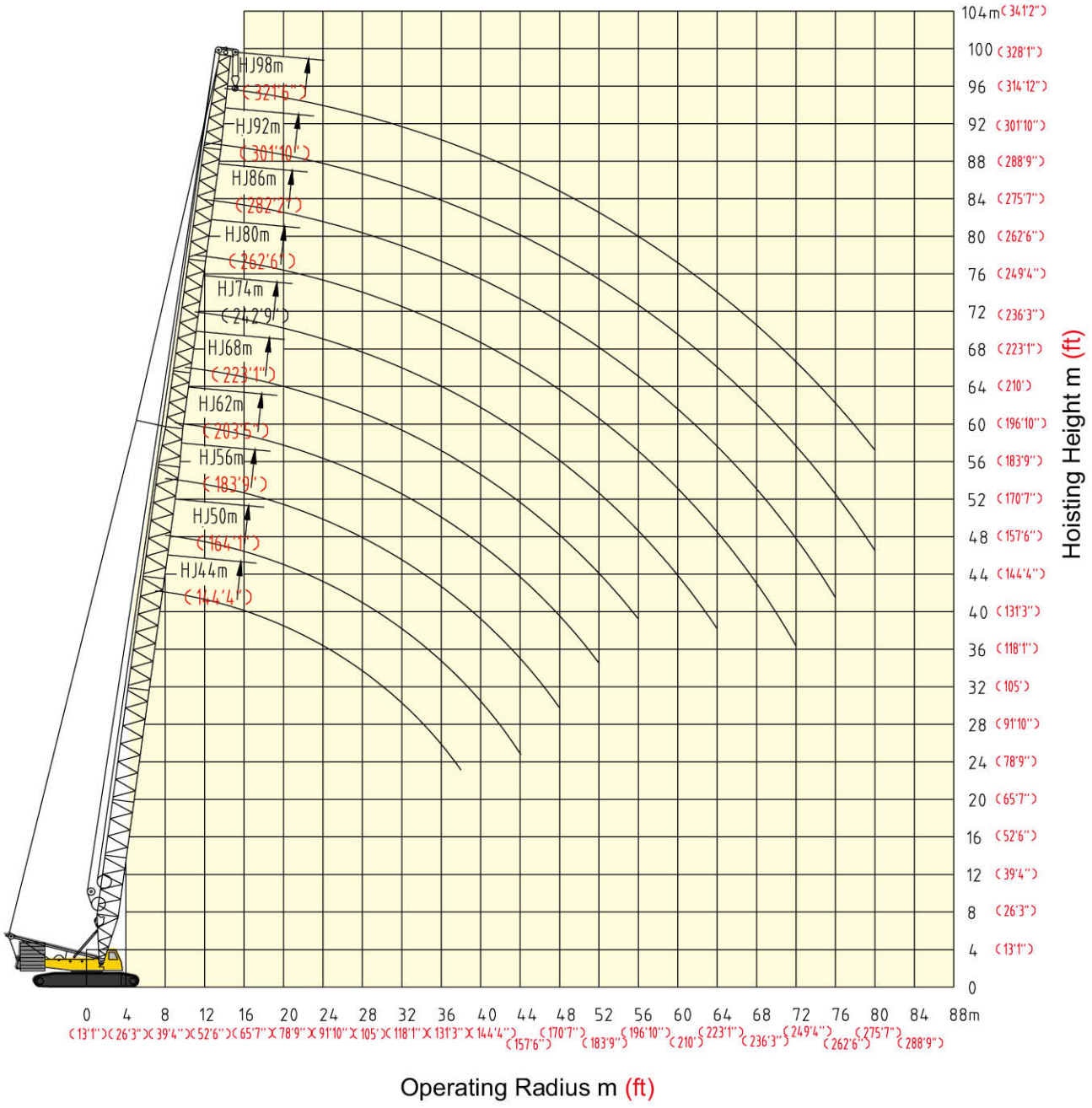

Hoisting Height and Operating Range Diagram

View thousands of Crane Specifications on FreeCraneSpecs.com

Load Charts of HJ Operating Condition

Load Charts of HJ Operating Condition — kg (lb) ×1000

Counter weight 145,000kg (319,700lb) | Central ballast 40,000kg (88,200lb)

Radius m (ft) \ Boom m (ft)	44 (144'4")	50 (164'1")	56 (183'9")	62 (203'5")	68 (223'1")	74 (242'9")	80 (262'6")	86 (282'2")	92 (301'10")	98 (321'6")
7 (22'12")	180 (396.8)									
8 (26'3")	180 (396.8)	170 (374.8)	153 (337.3)							
9 (29'6")	178 (392.4)	177 (390.2)	146 (321.9)	134 (295.4)						
10 (32'10")	177 (390.2)	175 (385.8)	138 (304.2)	126 (277.8)	112 (246.9)					
11 (36'1")	165 (363.8)	164 (361.6)	131 (288.8)	118 (260.1)	112 (246.9)	109 (240.3)	99 (218.3)			
12 (39'4")	159 (350.5)	155 (341.7)	124 (273.4)	112 (246.9)	108 (238.1)	107 (235.9)	105 (231.5)	89 (196.2)	81 (178.6)	
14 (45'11")	134.5 (296.5)	132 (291)	113 (249.1)	100 (220.5)	103 (227.1)	103 (227.1)	102 (224.9)	95 (209.4)	82 (180.8)	74 (163.1)
16 (52'6")	113 (249.1)	111 (244.7)	102 (224.9)	90 (198.4)	95 (209.4)	95 (209.4)	94 (207.2)	89 (196.2)	80 (176.4)	72 (158.7)
18 (59'1")	97 (213.8)	95.5 (210.5)	92 (202.8)	81 (178.6)	87 (191.8)	87 (191.8)	83 (183)	78 (172)	77 (169.8)	71 (156.5)
20 (65'7")	85 (187.4)	83.5 (184.1)	81.6 (179.9)	73 (160.9)	78 (172)	77 (169.8)	74.5 (164.2)	70 (154.3)	68.5 (151)	67 (147.7)
22 (72'2")	75.5 (166.4)	74 (163.1)	72.5 (159.8)	66 (145.5)	70 (154.3)	68 (149.9)	66.5 (146.6)	62 (136.7)	61.5 (135.6)	61 (134.5)
24 (78'9")	68 (149.9)	66.2 (145.9)	65 (143.3)	60 (132.3)	62.5 (137.8)	61 (134.5)	59.0 (130.1)	56 (123.5)	55.5 (122.4)	55 (121.3)
26 (85'4")	61 (134.5)	59.6 (131.4)	59 (130.1)	54 (119)	56.5 (124.6)	55 (121.3)	53 (116.8)	51 (112.4)	50 (110.2)	50 (110.2)
28 (91'10")	55 (121.3)	54 (119)	53.5 (117.9)	49.5 (109.1)	51 (112.4)	49.5 (109.1)	47.6 (104.9)	46 (101.4)	45.5 (100.3)	45 (99.2)
30 (98'5")	50 (110.2)	48 (105.8)	49 (108)	46.5 (102.5)	46.5 (102.5)	45 (99.2)	43.3 (95.5)	42 (92.6)	41 (90.4)	40.6 (89.5)
32 (104'12")	46 (101.4)	45 (99.2)	45 (99.2)	43.5 (95.9)	42.5 (93.7)	41 (90.4)	39.5 (87.1)	38 (83.8)	37.5 (82.7)	36.8 (81.1)
34 (111'7")	43 (94.8)	41 (90.4)	41 (90.4)	40 (88.2)	39 (86)	38 (83.8)	36 (79.4)	35 (77.2)	34 (75)	33.5 (73.9)
36 (118'1")	39.5 (87.1)	38 (83.8)	37.5 (82.7)	37 (81.6)	36 (79.4)	35 (77.2)	33 (72.8)	32 (70.5)	31 (68.3)	30.5 (67.2)
38 (124'8")	36.5 (80.5)	35 (77.2)	35 (77.2)	34.2 (75.4)	33.4 (73.6)	32 (70.5)	30 (66.1)	29 (63.9)	28.5 (62.8)	28 (61.7)
40 (131'3")		33 (72.8)	33 (72.8)	32 (70.5)	31 (68.3)	30 (66.1)	27.8 (61.3)	26 (57.3)	26 (57.3)	25.5 (56.2)
44 (144'4")		29 (63.9)	28.5 (62.8)	27.5 (60.6)	27 (59.5)	26 (57.3)	23.6 (52)	22 (48.5)	22 (48.5)	21.5 (47.4)
48 (157'6")			25 (55.1)	24 (52.9)	23.5 (51.8)	22.5 (49.6)	20.3 (44.8)	18 (39.7)	19 (41.9)	18.2 (40.1)
52 (170'7")				21 (46.3)	20.5 (45.2)	19.5 (43)	17.5 (38.6)	15 (33.1)	16.2 (35.7)	15.5 (34.2)
56 (183'9")					18 (39.7)	17 (37.5)	15.2 (33.5)	12.5 (27.6)	13.8 (30.4)	13 (28.7)
60 (196'10")						15 (33.1)	13 (28.7)	11 (24.3)	11.5 (25.4)	10.5 (23.1)
64 (209'12")						13 (28.7)	11.3 (24.9)	9 (19.8)	9.5 (20.9)	8.5 (18.7)
68 (223'1")							9.6 (21.2)	7 (15.4)	8 (17.6)	6.5 (14.3)
72 (236'3")							8 (17.6)	6.5 (14.3)	6 (13.2)	5.5 (12.1)
76 (249'4")								5 (11)	5 (11)	4 (8.8)
80 (262'6")									4 (8.8)	3 (6.6)
Wind speed m/s (mph)		12.8 (28.6)					11.1 (24.8)			

Notice: Pull-up struts must be used in erecting boom under HJ operating condition with 98m (321'6") boom; otherwise, the crane may risk tipping over.

Notes: 1. Actual lifting load shall be the value of rated lifting load deducting the weight of hook blocks, hoisting tools and wire ropes on the hook blocks and boom/jib heads.

2. The rated lifting load in the chart is the weight which is lifted by crane on horizontal and hard ground.

View thousands of Crane Specifications on FreeCraneSpecs.com

Load Charts of HJ Operating Condition

Load Charts of HJ Operating Condition

kg (lb) ×1000

Counter weight 165,000kg (363,800lb) Central ballast 40,000kg (88,200lb)

Radius m (ft) \ Boom m (ft)	44 (144′4″)	50 (164′1″)	56 (183′9″)	62 (203′5″)	68 (223′1″)	74 (242′9″)	80 (262′6″)	86 (282′2″)	92 (301′10″)	98 (321′6″)
9 (29′6″)	178 (392.4)	177 (390.2)								
10 (32′10″)	177 (390.2)	175 (385.8)	138 (304.2)							
11 (36′1″)	165 (363.8)	164 (361.6)	131 (288.8)	118 (260.1)	112 (246.9)	109 (240.3)				
12 (39′4″)	159 (350.5)	155 (341.7)	124 (273.4)	112 (246.9)	108 (238.1)	107 (235.9)	105 (231.5)			
14 (45′11″)	134.5 (296.5)	132 (291)	113 (249.1)	100 (220.5)	103 (227.1)	103 (227.1)	102 (224.9)	95 (209.4)	82 (180.8)	74 (163.1)
16 (52′6″)	113 (249.1)	111 (244.7)	102 (224.9)	90 (198.4)	95 (209.4)	95 (209.4)	94 (207.2)	89 (196.2)	80 (176.4)	72 (158.7)
18 (59′1″)	97 (213.8)	95.5 (210.5)	92 (202.8)	81 (178.6)	87 (191.8)	87 (191.8)	83 (183)	78 (172)	77 (169.8)	71 (156.5)
20 (65′7″)	85 (187.4)	83.5 (184.1)	81.6 (179.9)	73 (160.9)	78 (172)	77 (169.8)	74.5 (164.2)	70 (154.3)	68.5 (151)	67 (147.7)
22 (72′2″)	75.5 (166.4)	74 (163.1)	72.5 (159.8)	66 (145.5)	70 (154.3)	68 (149.9)	66.5 (146.6)	62 (136.7)	61.5 (135.6)	61 (134.5)
24 (78′9″)	68 (149.9)	66.2 (145.9)	65 (143.3)	60 (132.3)	62.5 (137.8)	61 (134.5)	59.0 (130.1)	56 (123.5)	55.5 (122.4)	55 (121.3)
26 (85′4″)	61 (134.5)	59.6 (131.4)	59 (130.1)	54 (119)	56.5 (124.6)	55 (121.3)	53 (116.8)	51 (112.4)	50 (110.2)	50 (110.2)
28 (91′10″)	55 (121.3)	54 (119)	53.5 (117.9)	49.5 (109.1)	51 (112.4)	49.5 (109.1)	47.6 (104.9)	46 (101.4)	45.5 (100.3)	45 (99.2)
30 (98′5″)	50 (110.2)	48 (105.8)	49 (108)	46.5 (102.5)	46.5 (102.5)	45 (99.2)	43.3 (95.5)	42 (92.6)	41 (90.4)	40.6 (89.5)
32 (104′12″)	46 (101.4)	45 (99.2)	45 (99.2)	43.5 (95.9)	42.5 (93.7)	41 (90.4)	39.5 (87.1)	38 (83.8)	37.5 (82.7)	36.8 (81.1)
34 (111′7″)	43 (94.8)	41 (90.4)	41 (90.4)	40 (88.2)	39 (86)	38 (83.8)	36 (79.4)	35 (77.2)	34 (75)	33.5 (73.9)
36 (118′1″)	39.5 (87.1)	38 (83.8)	37.5 (82.7)	37 (81.6)	36 (79.4)	35 (77.2)	33 (72.8)	32 (70.5)	31 (68.3)	30.5 (67.2)
38 (124′8″)	36.5 (80.5)	35 (77.2)	35 (77.2)	34.2 (75.4)	33.4 (73.6)	32 (70.5)	30 (66.1)	29 (63.9)	28.5 (62.8)	28 (61.7)
40 (131′3″)		33 (72.8)	33 (72.8)	32 (70.5)	31 (68.3)	30 (66.1)	27.8 (61.3)	26 (57.3)	26 (57.3)	25.5 (56.2)
44 (144′4″)		29 (63.9)	28.5 (62.8)	27.5 (60.6)	27 (59.5)	26 (57.3)	23.6 (52)	22 (48.5)	22 (48.5)	21.5 (47.4)
48 (157′6″)			25 (55.1)	24 (52.9)	23.5 (51.8)	22.5 (49.6)	20.3 (44.8)	18 (39.7)	19 (41.9)	18.2 (40.1)
52 (170′7″)				21 (46.3)	20.5 (45.2)	19.5 (43)	17.5 (38.6)	15 (33.1)	16.2 (35.7)	15.5 (34.2)
56 (183′9″)					18 (39.7)	17 (37.5)	15.2 (33.5)	12.5 (27.6)	13.8 (30.4)	13 (28.7)
60 (196′10″)						15 (33.1)	13 (28.7)	11 (24.3)	11.5 (25.4)	10.5 (23.1)
64 (209′12″)						13 (28.7)	11.3 (24.9)	9 (19.8)	9.5 (20.9)	8.5 (18.7)
68 (223′1″)							9.6 (21.2)	7 (15.4)	8 (17.6)	6.5 (14.3)
72 (236′3″)							8 (17.6)	6.5 (14.3)	6 (13.2)	5.5 (12.1)
76 (249′4″)								5 (11)	5 (11)	4 (8.8)
80 (262′6″)									4 (8.8)	3 (6.6)
Wind speed m/s (mph)	12.8 (28.6)			11.1 (24.8)						

Notice: Pull-up struts must be used in erecting boom under HJ operating condition with 98m (321'6") boom; otherwise, the crane may risk tipping over.

Notes: 1. Actual lifting load shall be the value of rated lifting load deducting the weight of hook blocks, hoisting tools and wire ropes on the hook blocks and boom/jib heads.

2. The rated lifting load in the chart is the weight which is lifted by crane on horizontal and hard ground.

View thousands of Crane Specifications on FreeCraneSpecs.com

Boom Combinations of HJDB Operating Condition

Boom length m (ft)	Heavy boom insert		Light boom insert	
	6 m (19'8")	12m (39'4")	6m (19'8")	12m (39'4")
44 (144'4")	1	1	–	–
50 (164'1")	–	2	–	–
56 (183'9")	–	2	1	–
62 (203'5")	–	2	–	1
68 (223'1")	1	2	–	1
74 (242'9")	1	2	1	1
80* (262'6")	–	3	1	2
86* (282'2")	–	3	–	2
92* (301'10")	1	3	–	2
98* (321'6")	–	4	–	2
104* (341'2")	1	4	–	2
110* (360'11")	–	5	–	2

Note: Waist rope must be used in the point marked with * with boom from 80m(262'6") to 110m(360'11"). Otherwise, the boom may risk breaking off.

Notice: Superlift counterweight must be used in erecting boom under HJDB operating condition with 80~110m (262'6"~360'11") boom; otherwise, the crane may risk tipping over.

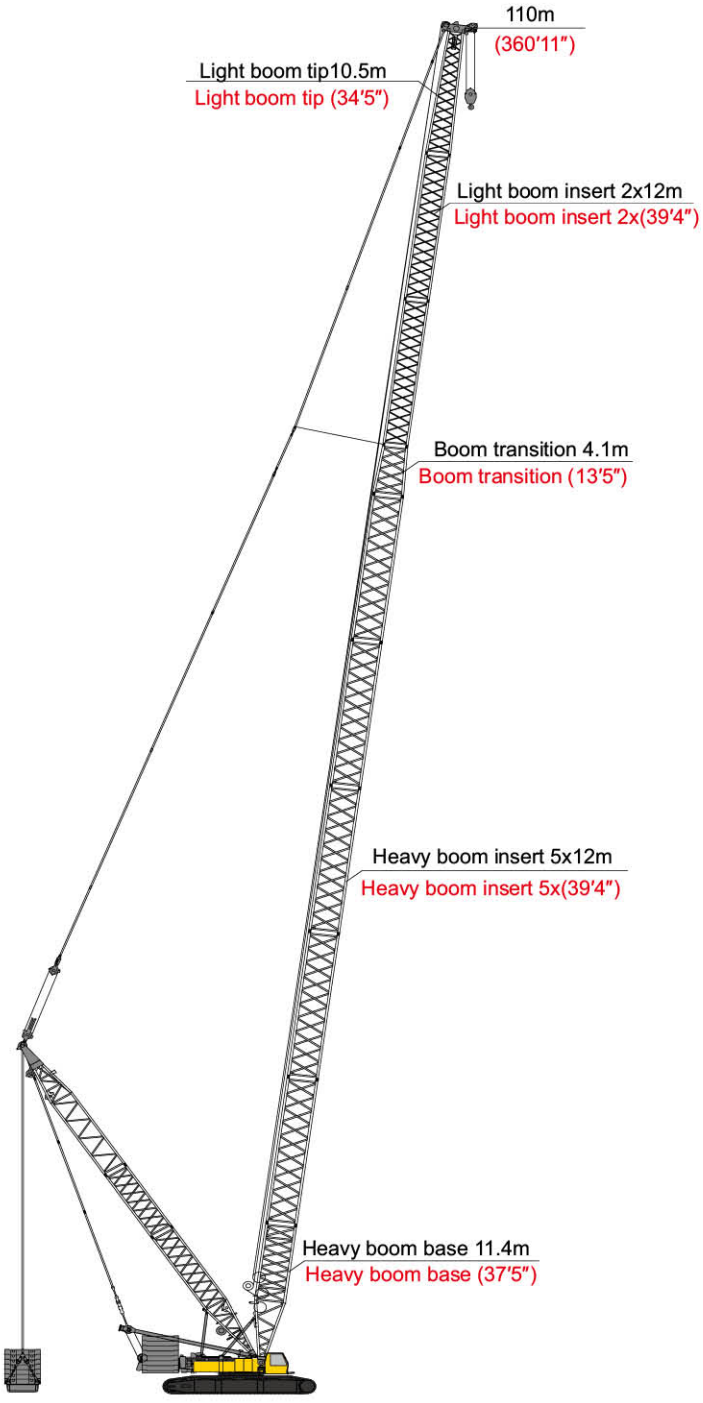

View thousands of Crane Specifications on FreeCraneSpecs.com

Operating Range Diagram of HJDB Operating Condition

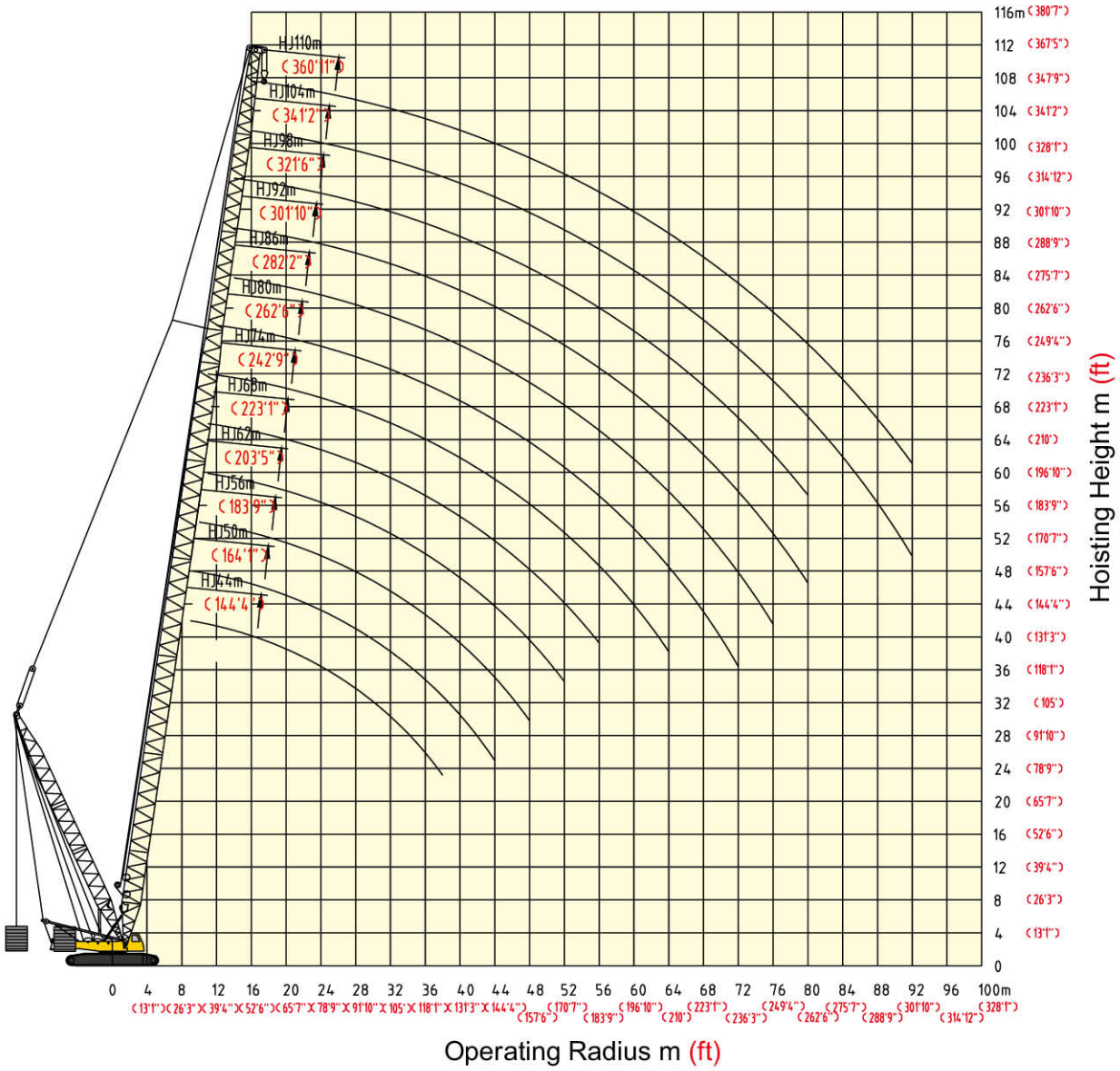

Hoisting Height and Operating Range Diagram

View thousands of Crane Specifications on FreeCraneSpecs.com

Load Charts of HJDB Operating Condition

Load Charts of HJDB Operating Condition

kg (lb) ×1000

Mixed boom length 44m~110m (144'4"~360'11") Superlift mast 30m (98'5") Superlift 0~250,000kg (551,200lb)

Counterweight 145,000kg (319,700lb) Central ballast 40,000kg (88,200lb)

Boom m (ft) / Radius m(ft)	44 (144'4")	50 (164'1")	56 (183'9")	62 (203'5")	68 (223'1")	74 (242'9")	80 (262'6")	86 (282'2")	92 (301'10")	98 (321'6")	104 (341'2")	110 (360'11")
9 (29'6")	180 (396.8)	180 (396.8)										
10 (32'10")	180 (396.8)	180 (396.8)	174 (383.6)									
11 (36'1")	180 (396.8)	180 (396.8)	172 (379.2)	160 (352.7)	148 (326.3)	135 (297.6)						
12 (39'4")	180 (396.8)	180 (396.8)	170 (374.8)	160 (352.7)	147 (324.1)	134 (295.4)	117 (257.9)					
14 (45'11")	180 (396.8)	180 (396.8)	170 (374.8)	157 (346.1)	146 (321.9)	132 (291)	114 (251.3)	102 (224.9)	97 (213.8)	82 (180.8)		
16 (52'6")	180 (396.8)	178 (392.4)	168 (370.4)	155 (341.7)	144 (317.5)	128 (282.2)	110 (242.5)	97 (213.8)	96 (211.6)	80 (176.4)	77 (169.8)	60 (132.3)
18 (59'1")	178 (392.4)	175 (385.8)	166 (366)	151 (332.9)	138 (304.2)	124 (273.4)	105 (231.5)	93 (205)	92 (202.8)	78 (172)	76 (167.5)	60 (132.3)
20 (65'7")	175 (385.8)	172 (379.2)	164 (361.6)	146 (321.9)	132 (291)	118 (260.1)	100 (220.5)	89 (196.2)	87 (191.8)	75 (165.3)	74 (163.1)	59 (130.1)
22 (72'2")	172 (379.2)	170 (374.8)	159 (350.5)	139 (306.4)	125 (275.6)	112 (246.9)	95 (209.4)	86 (189.6)	83 (183)	73 (160.9)	72 (158.7)	59 (130.1)
24 (78'9")	170 (374.8)	168 (370.4)	155 (341.7)	134 (295.4)	119 (262.3)	107 (235.9)	90 (198.4)	82 (180.8)	79 (174.2)	70 (154.3)	70 (154.3)	58 (127.9)
26 (85'4")	167 (368.2)	164 (361.6)	149 (328.5)	129 (284.4)	114 (251.3)	101 (222.7)	85 (187.4)	78 (172)	75 (165.3)	67 (147.7)	67 (147.7)	57 (125.7)
28 (91'10")	163 (359.3)	156 (343.9)	143 (315.3)	123 (271.2)	108 (238.1)	96 (211.6)	81 (178.6)	74 (163.1)	71 (156.5)	64 (141.1)	63.5 (140)	55 (121.3)
30 (98'5")	157 (346.1)	148 (326.3)	137 (302)	117 (257.9)	103 (227.1)	92 (202.8)	77 (169.8)	70 (154.3)	68 (149.9)	62 (136.7)	60 (132.3)	53 (116.8)
32 (104'12")	146 (321.9)	141 (310.8)	130 (286.6)	112 (246.9)	98 (216)	87 (191.8)	74 (163.1)	67 (147.7)	65 (143.3)	59 (130.1)	58 (127.9)	52 (114.6)
34 (111'7")	137 (302)	134 (295.4)	124 (273.4)	107 (235.9)	93 (205)	83 (183)	70 (154.3)	64 (141.1)	62 (136.7)	56 (123.5)	55 (121.3)	50 (110.2)
36 (118'1")	128 (282.2)	127 (280)	118 (260.1)	102 (224.9)	89 (196.2)	79 (174.2)	66 (145.5)	61 (134.5)	59 (130.1)	54 (119)	53 (116.8)	47 (103.6)
38 (124'8")	121 (266.8)	122 (269)	113 (249.1)	96 (211.6)	85 (187.4)	75 (165.3)	63 (138.9)	59 (130.1)	57 (125.7)	52 (114.6)	51 (112.4)	45 (99.2)
40 (131'3")		116 (255.7)	109 (240.3)	92 (202.8)	81 (178.6)	71 (156.5)	60 (132.3)	56 (123.5)	54 (119)	49.5 (109.1)	48 (105.8)	44 (97)
44 (144'4")		104 (229.3)	98 (216)	83 (183)	73 (160.9)	64 (141.1)	55 (121.3)	53 (116.8)	51 (112.4)	46 (101.4)	45 (99.2)	41 (90.4)
48 (157'6")			88 (194)	75 (165.3)	65 (143.3)	58 (127.9)	52 (114.6)	50 (110.2)	48 (105.8)	43 (94.8)	42 (92.6)	38 (83.8)
52 (170'7")				67 (147.7)	59 (130.1)	51 (112.4)	49 (108)	48 (105.8)	46 (101.4)	40 (88.2)	39 (86)	35 (77.2)
56 (183'9")					53 (116.8)	46 (101.4)	41 (90.4)	46 (101.4)	44 (97)	37 (81.6)	36 (79.4)	32.5 (71.6)
60 (196'10")						41 (90.4)	40 (88.2)	45 (99.2)	42 (92.6)	34 (75)	34 (75)	30.5 (67.2)
64 (209'12")						37 (81.6)	38 (83.8)	43 (94.8)	40 (88.2)	32 (70.5)	32 (70.5)	29 (63.9)
68 (223'1")							36 (79.4)	42 (92.6)	39 (86)	30 (66.1)	31 (68.3)	27.5 (60.6)
72 (236'3")							35 (77.2)	40 (88.2)	37 (81.6)	29 (63.9)	29 (63.9)	26 (57.3)
76 (249'4")								38 (83.8)	36 (79.4)	28 (61.7)	28 (61.7)	24.5 (54)
80 (262'6")									34 (75)	27 (59.5)	27 (59.5)	23.5 (51.8)
84 (275'7")											26 (57.3)	22.5 (49.6)
88 (288'9")											25 (55.1)	21 (46.3)
92 (301'10")											24 (52.9)	20 (44.1)
Wind speed m/s (mph)	12.8 (28.6)				11.1 (24.8)			9 (20.1)				

Notice: Superlift counterweight must be used in erecting boom under HJDB operating condition with 80~110m (262'6"~360'11") boom; otherwise, the crane may risk tipping over.

Notes: 1. Actual lifting load shall be the value of rated lifting load deducting the weight of hook blocks, hoisting tools and wire ropes winding on the hook blocks and boom heads.

2. The rated lifting load in the chart is the weight which is lifted by crane on horizontal and hard ground.

View thousands of Crane Specifications on FreeCraneSpecs.com

Boom Combinations of H_L Operating Condition

Boom length m (ft)	Boom insert			
	6 m (19′8″)	12m (39′4″)	Light 12m I (39′4″)	Light 12m II (39′4″)
24 (78′9″)	1	—	—	—
30 (98′5″)	—	1	—	—
36 (118′1″)	1	1	—	—
42 (137′10″)	—	2	—	—
48 (157′6″)	1	2	—	—
54 (177′2″)	—	3	—	—
60 (196′10″)	1	3	—	—
66 (216′6″)	—	3	1	—
72 (236′3″)	1	3	1	—
78 (255′11″)	–	3	1	1
84* (275′7″)	1	3	1	1

Note: Waist rope is used in the point marked with * with 84m(275'7") boom. otherwise, the boom may risk breaking off.
Notice: Pull-up struts must be used in erecting boom under H_L operating condition with 84m (275'7") boom and 145,000kg (219,700lb) counterweight, and the boom must be erected from the flank; otherwise, the crane may risk tipping over.

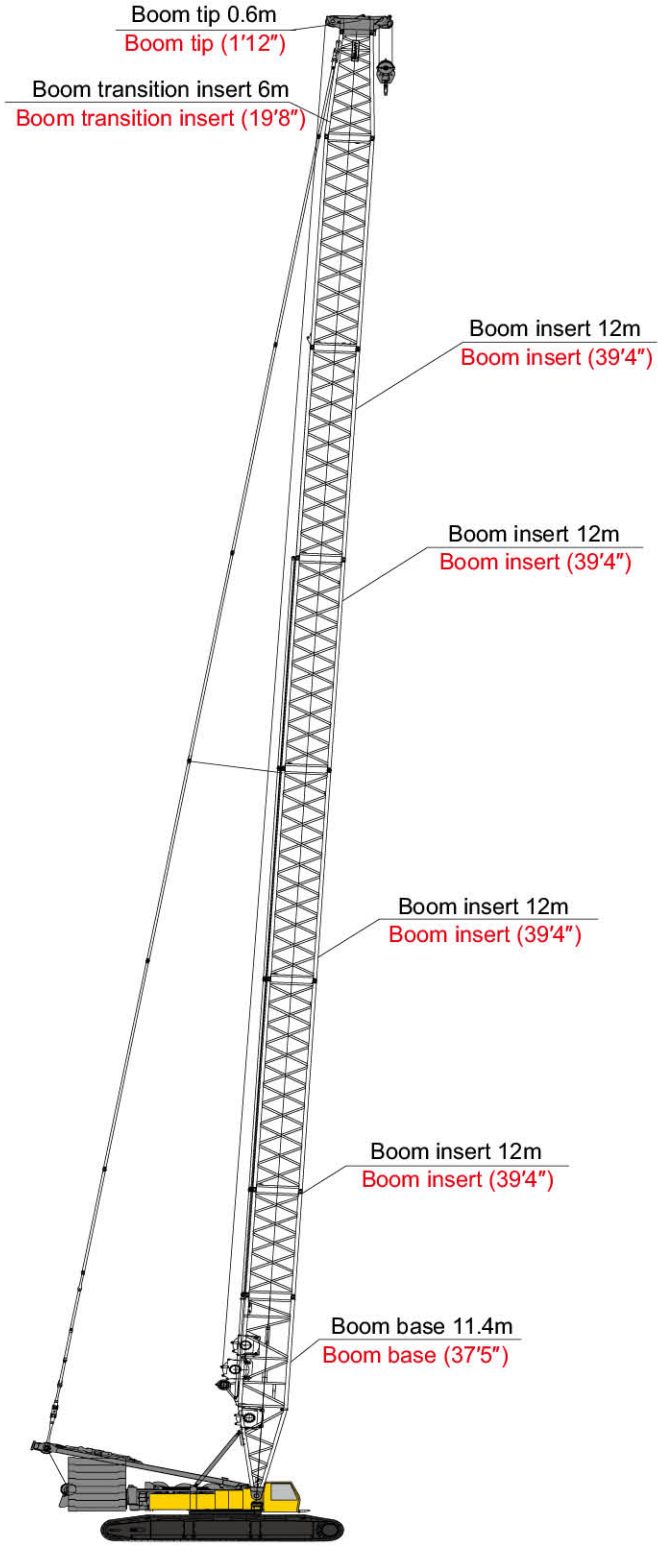

View thousands of Crane Specifications on FreeCraneSpecs.com

Operating Range Diagram of H_L Operating Condition

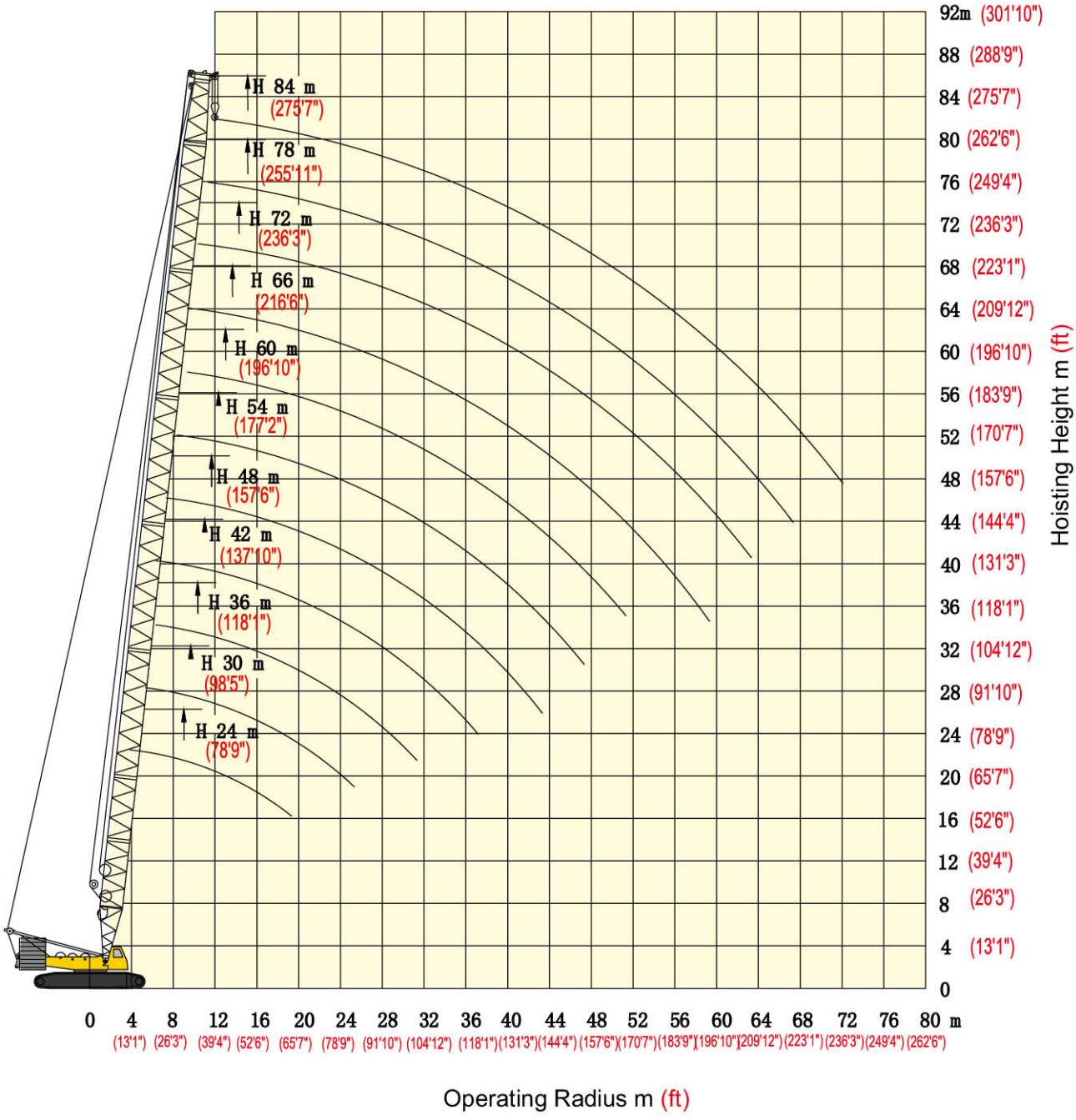

Hoisting Height and Operating Range Diagram

View thousands of Crane Specifications on FreeCraneSpecs.com

Load Charts of H_L Operating Condition

Load Charts of H_L Operating Condition

kg (lb)×1000

Main boom 24m~84m (78'9"~275'7") Counterweight 145,000kg (319,700lb) Central ballast 40,000kg (88,200lb)

Boom m (ft) / Radius m (ft)	24 (78'9")	30 (98'5")	36 (118'1")	42 (137'10")	48 (157'6")	54 (177'2")	60 (196'10")	66 (216'6")	72 (236'3")	78 (255'11")	84 (275'7")
4.5 (14'9")	250.0 (551.1)										
5 (16'5")	250.0 (551.1)										
5.5 (18'1")	250.0 (551.1)										
6 (19'8")	250.0 (551.1)	250.0 (551.1)									
6.5 (21'4")	250.0 (551.1)	250.0 (551.1)									
7 (22'12")	250.0 (551.1)	250.0 (551.1)	250.0 (551.1)	250.0 (551.1)							
8 (26'3")	240.0 (529.1)	232.0 (511.5)	229.0 (504.9)	224.0 (493.8)	218.0 (480.6)						
9 (29'6")	215.0 (474)	210.0 (463)	205.0 (451.9)	200.0 (440.9)	192.0 (423.3)	180.0 (396.8)					
10 (32'10")	195.0 (429.9)	190.0 (418.9)	185.0 (407.8)	180.0 (396.8)	173.0 (381.4)	162.0 (357.1)	153.0 (337.3)	148.0 (326.3)			
11 (36'1")	177.0 (390.2)	172.0 (379.2)	169.0 (372.6)	163.0 (359.3)	155.0 (341.7)	147.0 (324.1)	139.0 (306.4)	133.0 (293.2)	125.0 (275.6)		
12 (39'4")	160.0 (352.7)	157.0 (346.1)	154.0 (339.5)	149.0 (328.5)	140.0 (308.6)	132.0 (291)	128.0 (282.2)	123.0 (271.2)	116.0 (255.7)	112.0 (246.9)	105.0 (231.5)
14 (45'11")	130.0 (286.6)	130.0 (286.6)	128.0 (282.2)	124.0 (273.4)	120.0 (264.6)	112.0 (246.9)	110.0 (242.5)	103.0 (227.1)	99.0 (218.3)	95.0 (209.4)	94.0 (207.2)
16 (52'6")	108.0 (238.1)	107.0 (235.9)	105.0 (231.5)	102.0 (224.9)	101.0 (222.7)	96.0 (211.6)	95.0 (209.4)	90.0 (198.4)	86.0 (189.6)	83.0 (183)	82.0 (180.8)
18 (59'1")	92.0 (202.8)	91.0 (200.6)	88.5 (195.1)	87.0 (191.8)	86.0 (189.6)	84.0 (185.2)	83.0 (183)	80.0 (176.4)	74.0 (163.1)	73.0 (160.9)	72.5 (159.8)
20 (65'7")	80.0 (176.4)	78.0 (172)	76.5 (168.7)	76.0 (167.5)	75.5 (166.4)	74.0 (163.1)	72.0 (158.7)	72.0 (158.7)	65.0 (143.3)	63.5 (140)	63.0 (138.9)
22 (72'2")		69.0 (152.1)	67.0 (147.7)	66.0 (145.5)	66.0 (145.5)	65.0 (143.3)	63.5 (140)	62.5 (137.8)	57.0 (125.7)	55.5 (122.4)	54.5 (120.1)
24 (78'9")		60.0 (132.3)	59.0 (130.1)	58.0 (127.9)	57.5 (126.8)	57.0 (125.7)	57.0 (125.7)	55.0 (121.3)	50.5 (111.3)	50.0 (110.2)	49.5 (109.1)
26 (85'4")		55.0 (121.3)	53.0 (116.8)	52.0 (114.6)	51.0 (112.4)	50.0 (110.2)	50.0 (110.2)	49.0 (108)	45.5 (100.3)	44.5 (98.1)	44.0 (97)
28 (91'10")			48.0 (105.8)	47.0 (103.6)	46.0 (101.4)	45.0 (99.2)	45.0 (99.2)	44.0 (97)	40.5 (89.3)	40.0 (88.2)	39.5 (87.1)
30 (98'5")			43.0 (94.8)	42.0 (92.6)	41.5 (91.5)	40.5 (89.3)	40.5 (89.3)	39.5 (87.1)	36.5 (80.5)	36.0 (79.4)	35.5 (78.3)
32 (104'12")			39.5 (87.1)	37.5 (82.7)	38.0 (83.8)	36.5 (80.5)	36.5 (80.5)	35.5 (78.3)	33.0 (72.8)	31.5 (69.4)	31.0 (68.3)
34 (111'7")				35.0 (77.2)	34.0 (75)	33.0 (72.8)	33.0 (72.8)	32.0 (70.5)	29.5 (65)	28.5 (62.8)	28.5 (62.8)
36 (118'1")				32.0 (70.5)	31.0 (68.3)	30.0 (66.1)	30.0 (66.1)	29.0 (63.9)	27.0 (59.5)	25.5 (56.2)	25.5 (56.2)
38 (124'8")				29.5 (65)	29.0 (63.9)	27.5 (60.6)	27.5 (60.6)	26.5 (58.4)	24.0 (52.9)	23.5 (51.8)	23.5 (51.8)
40 (131'3")					26.5 (58.4)	25.2 (55.6)	25.2 (55.6)	24.0 (52.9)	21.5 (47.4)	21.0 (46.3)	21.0 (46.3)
44 (144'4")					22.5 (49.6)	21.5 (47.4)	21.0 (46.3)	20.0 (44.1)	18.0 (39.7)	17.0 (37.5)	17.0 (37.5)
48 (157'6")						18.6 (41)	18.0 (39.7)	17.5 (38.6)	15.0 (33.1)	14.5 (32)	14.5 (32)
52 (170'7")							15.5 (34.2)	15.0 (33.1)	12.0 (26.5)	12.0 (26.5)	12.0 (26.5)
56 (183'9")								12.5 (27.6)	9.0 (19.8)	9.0 (19.8)	8.7 (19.2)
60 (196'10")								10.5 (23.1)	7.0 (15.4)	6.5 (14.3)	6.2 (13.7)
64 (209'12")									5.5 (12.1)	5.2 (11.5)	5.0 (11)
68 (223'1")										4.5 (9.9)	4.2 (9.3)
72 (236'3")											3.0 (6.6)

Notes: 1. Actual lifting load shall be the value of rated lifting load deducting the weight of hook blocks, hoisting tools and wire ropes winding on the hook blocks and boom heads.
2. The rated lifting load in the chart is the weight which is lifted by crane on horizontal and hard ground.

View thousands of Crane Specifications on FreeCraneSpecs.com

Load Charts of H_L Operating Condition

Load Charts of H_L Operating Condition

kg(lb)×1000

Main boom 24m~84m (78'9"~275'7") Counterweight 165,000kg (363,800lb) Central ballast 40,000kg (88,200lb)

Radius m (ft) \ Boom m (ft)	24 (78'9")	30 (98'5")	36 (118'1")	42 (137'10")	48 (157'6")	54 (177'2")	60 (196'10")	66 (216'6")	72 (236'3")	78 (255'11")	84 (275'7")
7 (22'12")			250.0 (551.1)	250.0 (551.1)							
8 (26'3")		240.0 (529.1)	236.0 (520.3)	230.0 (507.1)	226.0 (498.2)						
9 (29'6")		215.0 (474)	212.0 (467.4)	205.0 (451.9)	202.0 (445.3)	193.0 (425.5)					
10 (32'10")	200.0 (440.9)	195.0 (429.9)	192.0 (423.3)	185.0 (407.8)	182.0 (401.2)	174.0 (383.6)	165.0 (363.8)	150.0 (330.7)			
11 (36'1")	182.0 (401.2)	177.0 (390.2)	175.0 (385.8)	169.0 (372.6)	165.0 (363.8)	158.0 (348.3)	151.0 (332.9)	143.0 (315.3)	129.0 (284.4)		
12 (39'4")	165.0 (363.8)	162.0 (357.1)	159.0 (350.5)	155.0 (341.7)	150.0 (330.7)	144.0 (317.5)	138.0 (304.2)	132.0 (291)	126.0 (277.8)	116.0 (255.7)	109.0 (240.3)
14 (45'11")	142.0 (313.1)	140.0 (308.6)	136.0 (299.8)	130.0 (286.6)	127.0 (280)	122.0 (269)	118.5 (261.2)	112.0 (246.9)	108.0 (238.1)	104.0 (229.3)	102.0 (224.9)
16 (52'6")	118.0 (260.1)	118.0 (260.1)	116.0 (255.7)	112.0 (246.9)	109.0 (240.3)	105.0 (231.5)	100.5 (221.6)	97.0 (213.8)	94.0 (207.2)	92.0 (202.8)	91.5 (201.7)
18 (59'1")	98.0 (216)	98.0 (216)	97.0 (213.8)	96.0 (211.6)	95.0 (209.4)	92.0 (202.8)	87.0 (191.8)	85.0 (187.4)	81.5 (179.7)	80.5 (177.5)	80.0 (176.4)
20 (65'7")	86.0 (189.6)	85.0 (187.4)	84.0 (185.2)	82.0 (180.8)	82.0 (180.8)	81.0 (178.6)	78.0 (172)	76.0 (167.5)	72.5 (159.8)	71.0 (156.5)	71.0 (156.5)
22 (72'2")		72.0 (158.7)	75.0 (165.3)	72.0 (158.7)	71.0 (156.5)	72.0 (158.7)	70.0 (154.3)	68.0 (149.9)	65.5 (144.4)	64.0 (141.1)	64.0 (141.1)
24 (78'9")		64.0 (141.1)	65.0 (143.3)	63.0 (138.9)	63.0 (138.9)	64.0 (141.1)	63.0 (138.9)	61.0 (134.5)	59.0 (130.1)	58.0 (127.9)	58.0 (127.9)
26 (85'4")		58.0 (127.9)	59.0 (130.1)	56.0 (123.5)	56.0 (123.5)	57.0 (125.7)	56.0 (123.5)	55.0 (121.3)	53.5 (117.9)	52.5 (115.7)	52.0 (114.6)
28 (91'10")			54.0 (119)	51.0 (112.4)	50.0 (110.2)	51.0 (112.4)	50.0 (110.2)	49.0 (108)	48.5 (106.9)	48.0 (105.8)	47.0 (103.6)
30 (98'5")			48.0 (105.8)	46.0 (101.4)	45.0 (99.2)	46.0 (101.4)	46.0 (101.4)	45.0 (99.2)	44.0 (97)	43.5 (95.9)	42.5 (93.7)
32 (104'12")			43.0 (94.8)	42.0 (92.6)	41.0 (90.4)	41.5 (91.5)	41.5 (91.5)	40.5 (89.3)	39.5 (87.1)	39.0 (86)	38.5 (84.9)
34 (111'7")				38.0 (83.8)	36.5 (80.5)	38.0 (83.8)	38.0 (83.8)	37.0 (81.6)	36.0 (79.4)	35.5 (78.3)	35.0 (77.2)
36 (118'1")				35.0 (77.2)	33.0 (72.8)	34.5 (76.1)	34.5 (76.1)	34.0 (75)	33.5 (73.9)	33.0 (72.8)	32.5 (71.6)
38 (124'8")				32.0 (70.5)	31.0 (68.3)	32.0 (70.5)	32.0 (70.5)	31.0 (68.3)	30.5 (67.2)	30.0 (66.1)	29.5 (65)
40 (131'3")					28.0 (61.7)	29.0 (63.9)	29.0 (63.9)	28.5 (62.8)	28.0 (61.7)	27.5 (60.6)	27.0 (59.5)
44 (144'4")					25.0 (55.1)	25.0 (55.1)	25.0 (55.1)	24.0 (52.9)	23.5 (51.8)	23.0 (50.7)	22.5 (49.6)
48 (157'6")						21.0 (46.3)	21.0 (46.3)	21.0 (46.3)	20.0 (44.1)	19.5 (43)	19.0 (41.9)
52 (170'7")							18.5 (40.8)	18.0 (39.7)	16.8 (37)	16.2 (35.7)	15.8 (34.8)
56 (183'9")								15.0 (33.1)	14.2 (31.3)	13.7 (30.2)	13.1 (28.9)
60 (196'10")								13.0 (28.7)	12.0 (26.5)	11.6 (25.6)	11.2 (24.7)
64 (209'12")									10.2 (22.5)	9.7 (21.4)	9.5 (20.9)
68 (223'1")										8.1 (17.9)	7.8 (17.2)
72 (236'3")											6.2 (13.7)
76 (249'4")											5.0 (11)

Notes: 1. Actual lifting load shall be the value of rated lifting load deducting the weight of hook blocks, hoisting tools and wire ropes winding on the hook blocks and boom heads.
2. The rated lifting load in the chart is the weight which is lifted by crane on horizontal and hard ground.

View thousands of Crane Specifications on FreeCraneSpecs.com

Boom Combinations of SF_L Operating Condition

Boom length m (ft)	Boom insert					Fixed short jib assembly
	3 m (9′10″)	6 m (19′8″)	12m (39′4″)	Light 12m Ⅰ (39′4″)	Light 12m Ⅱ (39′4″)	
36 (118′1″)	—	1	–	1	–	1
42 (137′10″)	—	–	1	1	–	1
48 (157′6″)	—	1	1	1	–	1
54 (177′2″)	—	–	2	1	–	1
60 (196′10″)	—	1	2	1	–	1
66 (216′6″)	—	—	3	1	–	1
72 (236′3″)	—	1	3	1	–	1
78 (255′11″)	—	–	3	1	1	1
81 (265′9″)	1	—	3	1	1	1
84* (275′7″)	—	1	3	1	1	1

Note: Waist rope must be used to 84m(275'7") boom. Otherwise, the boom may risk breaking off.

Notice: Pull-up struts must be used in erecting boom under SF_L operating condition with 84m (275'7") boom, and the boom must be erected from the flank; otherwise, the crane may risk tipping over.

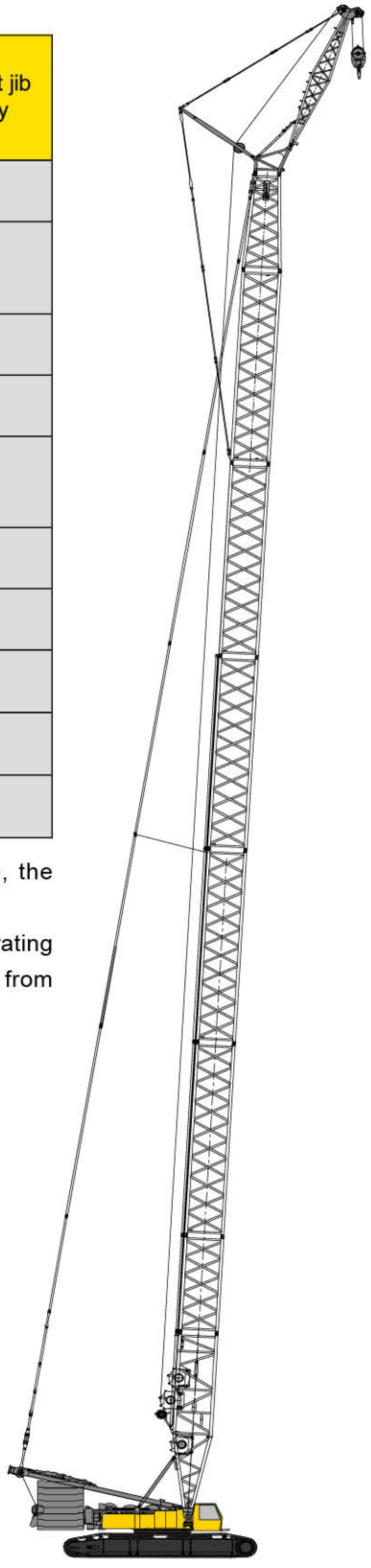

View thousands of Crane Specifications on FreeCraneSpecs.com

Operating Range Diagram of SF_L Operating Condition(12°)

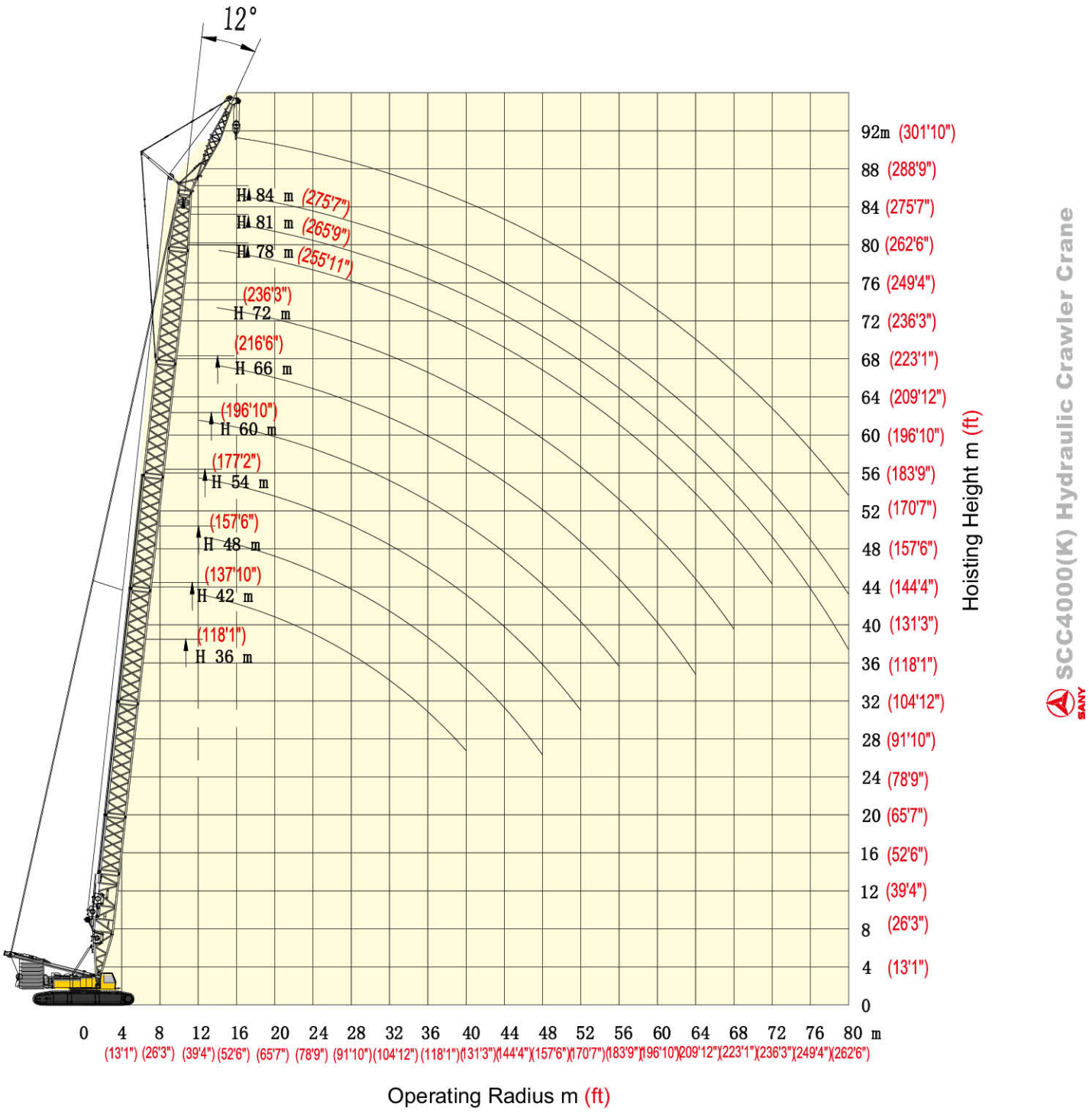

Hoisting Height and Operating Range Diagram

View thousands of Crane Specifications on FreeCraneSpecs.com

Operating Range Diagram of SF_L Operating Condition(20°)

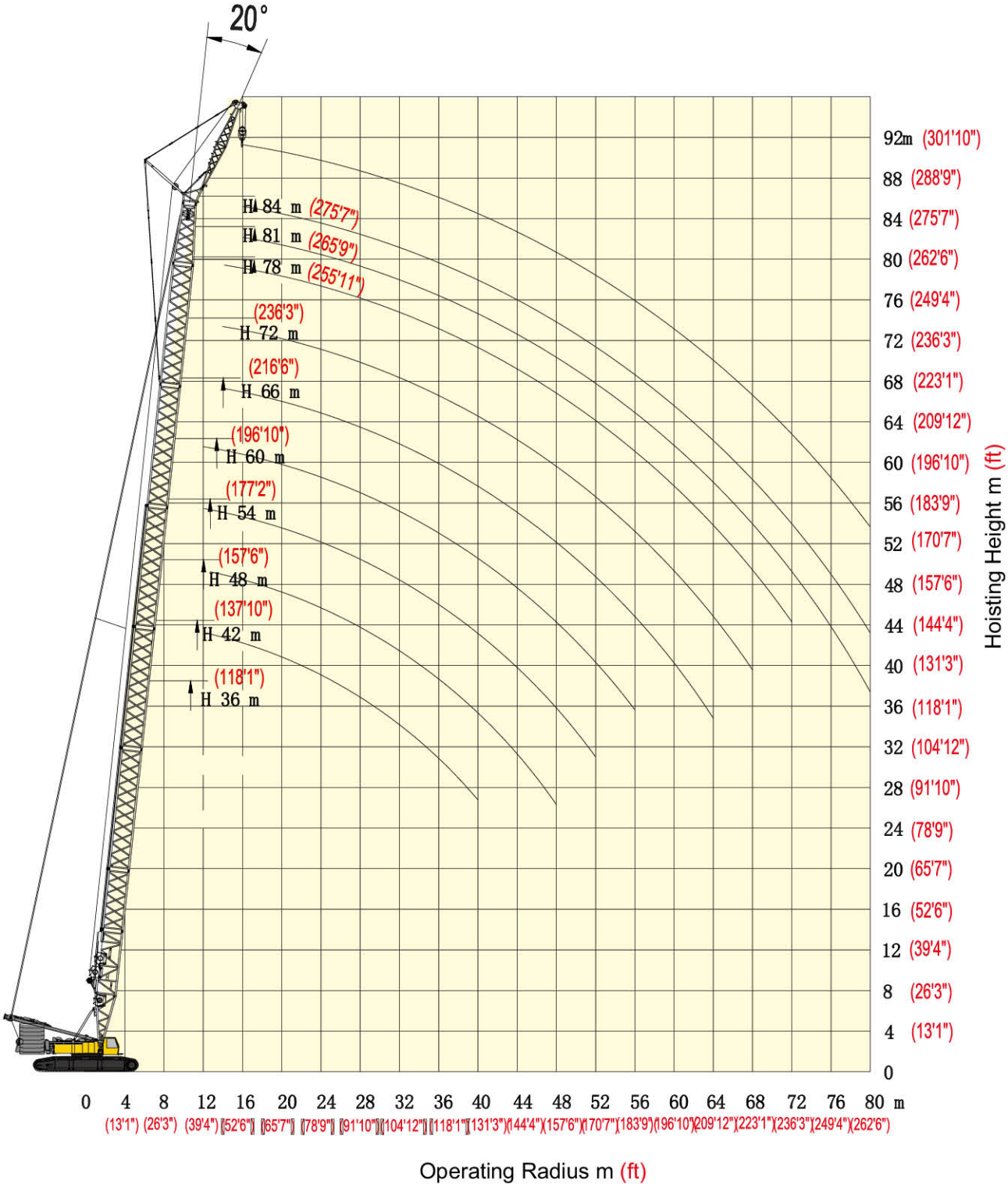

Hoisting Height and Operating Range Diagram

View thousands of Crane Specifications on FreeCraneSpecs.com

Load Charts of SF_L Operating Condition

Main Boom + 9m(29'6") Fixed Jib SF12 (12°) Load Charts

Counterweight 165,000kg (363,800lb) Central ballast 40,000kg (88,200lb) kg (lb) ×1000

Boom m (ft) / Radius m (ft)	36 (118'1")	42 (137'10")	48 (157'6")	54 (177'2")	60 (196'10")	66 (216'6")	72 (236'3")	78 (255'11")	81 (265'9")	84 (275'7")
10 (32'10")	90.0 (198.4)	90.0 (198.4)								
11 (36'1")	90.0 (198.4)	90.0 (198.4)	90.0 (198.4)							
12 (39'4")	90.0 (198.4)	90.0 (198.4)	90.0 (198.4)	90.0 (198.4)	90.0 (198.4)	90.0 (198.4)				
14 (45'11")	90.0 (198.4)	90.0 (198.4)	90.0 (198.4)	90.0 (198.4)	90.0 (198.4)	90.0 (198.4)	90.0 (198.4)	90.0 (198.4)	90.0 (198.4)	90.0 (198.4)
16 (52'6")	90.0 (198.4)	90.0 (198.4)	90.0 (198.4)	90.0 (198.4)	90.0 (198.4)	90.0 (198.4)	90.0 (198.4)	90.0 (198.4)	90.0 (198.4)	90.0 (198.4)
18 (59'1")	90.0 (198.4)	90.0 (198.4)	90.0 (198.4)	90.0 (198.4)	90.0 (198.4)	90.0 (198.4)	90.0 (198.4)	86.0 (189.6)	85.5 (188.5)	85.0 (187.4)
20 (65'7")	89.0 (196.2)	88.5 (195.1)	88.0 (194.1)	87.5 (192.9)	86.5 (190.7)	86.0 (189.6)	85.5 (188.5)	82.0 (180.8)	81.5 (179.7)	81.0 (178.6)
22 (72'2")	78.0 (172)	77.5 (170.9)	77.0 (169.8)	76.5 (168.7)	75.0 (165.3)	75.0 (165.3)	74.5 (164.2)	74.5 (164.2)	74.0 (163.1)	73.5 (162)
24 (78'9")	69.5 (153.2)	69.0 (152.1)	68.0 (149.9)	67.5 (148.8)	67.0 (147.7)	66.5 (146.6)	65.5 (144.4)	65.5 (144.4)	65.0 (143.3)	64.5 (142.2)
26 (85'4")	62.5 (137.8)	61.5 (135.6)	61.0 (134.5)	60.5 (133.4)	59.5 (131.2)	59.0 (130.1)	58.5 (129)	58.0 (127.9)	57.5 (126.8)	57.0 (125.7)
28 (91'10")	56.5 (124.6)	56.0 (123.4)	55.0 (121.3)	54.5 (120.1)	53.5 (117.9)	53.0 (116.8)	52.0 (114.6)	52.0 (114.6)	51.5 (113.5)	51.0 (112.4)
30 (98'5")	51.5 (113.5)	51.0 (112.3)	50.0 (110.2)	49.5 (109.2)	48.5 (106.9)	48.0 (105.8)	47.0 (103.6)	47.0 (103.6)	46.5 (102.5)	46.0 (101.4)
32 (104'12")	47.0 (103.6)	46.5 (102.5)	45.5 (100.3)	45.0 (99.2)	44.0 (97)	43.5 (95.9)	42.5 (93.7)	42.5 (93.7)	42.0 (92.6)	41.5 (91.5)
34 (111'7")	43.5 (95.9)	42.5 (93.7)	42.0 (92.6)	41.0 (90.4)	40.5 (89.3)	39.5 (87.1)	39.0 (86.1)	38.5 (84.9)	38.0 (83.8)	37.5 (82.7)
36 (118'1")	40.0 (88.2)	39.5 (87.1)	38.5 (84.9)	38.0 (83.8)	37.0 (81.6)	36.5 (80.5)	35.5 (78.3)	35.5 (78.3)	34.5 (76.1)	34.0 (75)
38 (124'8")	37.0 (81.6)	36.5 (80.5)	35.5 (78.3)	35.0 (77.2)	34.0 (75)	33.5 (73.9)	32.5 (71.6)	32.5 (71.6)	31.5 (69.4)	31.0 (68.3)
40 (131'3")	34.5 (76.1)	34.0 (75)	33.0 (72.8)	32.5 (71.7)	31.5 (69.4)	30.5 (67.2)	30.0 (66.1)	29.5 (65)	29.0 (63.9)	28.5 (62.8)
44 (144'4")		29.5 (65)	28.5 (62.8)	28.0 (61.7)	27.0 (59.5)	26.5 (58.3)	25.5 (56.2)	25.2 (55.6)	25.0 (55.1)	25.0 (55.1)
48 (157'6")		26.0 (57.2)	25.0 (55.1)	24.0 (52.9)	23.5 (51.8)	22.5 (49.6)	21.5 (47.4)	21.5 (47.4)	21.0 (46.3)	20.5 (45.2)
52 (170'7")			22.0 (48.5)	21.0 (46.3)	20.5 (45.2)	19.5 (43)	18.5 (40.8)	18.5 (40.8)	18.0 (39.7)	17.5 (38.6)
56 (183'9")				18.5 (40.8)	17.5 (38.6)	17.0 (37.5)	16.0 (35.3)	16.0 (35.3)	15.0 (33.1)	14.5 (32)
60 (196'10")					15.5 (34.2)	14.5 (32)	14.0 (30.8)	13.5 (29.8)	13.0 (28.7)	12.5 (27.6)
64 (209'12")					13.5 (29.8)	12.5 (27.6)	12.0 (26.5)	11.5 (25.4)	11.0 (24.3)	10.5 (23.1)
68 (223'1")						11.0 (24.3)	10.0 (22)	9.5 (20.9)	9.0 (19.8)	8.5 (18.7)
72 (236'3")							8.5 (18.7)	8.0 (17.6)	7.5 (16.5)	7.0 (15.4)
76 (249'4")								6.5 (14.3)	6.0 (13.2)	5.5 (12.1)
80 (262'6")								5.5 (12.1)	5.0 (11)	4.5 (9.9)

Notice: Pull-up struts must be used in erecting boom under SF_L operating condition with 84m (275'7") boom, and the boom must be erected from the flank; otherwise, the crane may risk tipping over.

Notes: 1. Actual lifting load shall be the value of rated lifting load deducting the weight of hook blocks, hoisting tools and wire ropes winding on the hook blocks and boom heads.

2. The rated lifting load in the chart is the weight which is lifted by crane on horizontal and hard ground.

View thousands of Crane Specifications on FreeCraneSpecs.com

Load Charts of SF_L Operating Condition

Main Boom + 9m(29'6") Fixed Jib SF20 (20°) Load Charts

Counterweight 165,000kg (363,800lb) Central ballast 40,000kg (88,200lb) kg (lb) ×1000

Radius m (ft) \ Boom m (ft)	36 (118'1")	42 (137'10")	48 (157'6")	54 (177'2")	60 (196'10")	66 (216'6")	72 (236'3")	78 (255'11")	81 (265'9")	84 (275'7")
11 (36'1")	90.0 (198.4)	90.0 (198.4)								
12 (39'4")	90.0 (198.4)	90.0 (198.4)	90.0 (198.4)	90.0 (198.4)						
14 (45'11")	87.0 (191.8)	90.0 (198.4)	90.0 (198.4)	90.0 (198.4)	90.0 (198.4)	90.0 (198.4)	90.0 (198.4)			
16 (52'6")	81.0 (178.6)	84.5 (186.3)	88.0 (194)	90.0 (198.4)	90.0 (198.4)	90.0 (198.4)	90.0 (198.4)	90.0 (198.4)	87.5 (192.9)	85.0 (187.4)
18 (59'1")	75.5 (166.4)	79.5 (175.3)	83.0 (183)	85.5 (188.5)	88.0 (194)	90.0 (198.4)	90.0 (198.4)	86.0 (189.6)	84.0 (185.2)	82.0 (180.8)
20 (65'7")	71.0 (156.5)	75.0 (165.3)	78.0 (172)	81.0 (178.6)	83.5 (184.1)	86.0 (189.6)	85.0 (187.4)	81.0 (178.6)	79.0 (174.2)	77.0 (169.8)
22 (72'2")	67.0 (147.7)	71.0 (156.5)	74.0 (163.1)	77.0 (169.8)	76.5 (168.5)	75.5 (166.4)	75.0 (165.3)	74.0 (163.1)	73.5 (162)	73.0 (160.9)
24 (78'9")	63.5 (140)	67.5 (148.8)	68.5 (151)	68.0 (149.9)	67.5 (148.8)	67.0 (147.7)	66.0 (145.5)	65.5 (144.4)	65.0 (143.3)	65.0 (143.3)
26 (85'4")	60.5 (133.4)	62.0 (136.7)	61.5 (135.6)	61.0 (134.4)	60.0 (132.3)	59.5 (131.2)	59.0 (130.1)	58.5 (129)	58.0 (127.9)	58.0 (127.9)
28 (91'10")	56.5 (124.6)	56.0 (123.5)	55.5 (122.4)	54.5 (120.1)	54.0 (119)	53.5 (117.9)	52.5 (115.7)	52.0 (114.6)	51.5 (113.5)	51.5 (113.5)
30 (98'5")	51.5 (113.5)	51.0 (112.4)	50.5 (111.3)	49.5 (109.1)	49.0 (108)	48.0 (105.8)	47.5 (104.7)	47.0 (103.6)	46.5 (102.5)	46.5 (102.5)
32 (104'12")	47.0 (103.6)	46.5 (102.5)	46.0 (101.4)	45.0 (99.2)	44.5 (98.1)	44.0 (97)	43.0 (94.8)	42.5 (93.7)	42.0 (92.6)	42.0 (92.6)
34 (111'7")	43.5 (95.9)	43.0 (94.9)	42.0 (92.6)	41.5 (91.5)	40.5 (89.3)	40.0 (88.2)	39.0 (86)	38.5 (84.9)	38.0 (83.8)	38.0 (83.8)
36 (118'1")	40.0 (88.2)	39.5 (87.1)	39.0 (85.9)	38.0 (83.8)	37.5 (82.7)	36.5 (80.5)	36.0 (79.4)	35.0 (77.2)	34.5 (76.1)	34.5 (76.1)
38 (124'8")	37.0 (81.6)	36.5 (80.5)	36.0 (79.4)	35.0 (77.2)	34.5 (76.1)	33.5 (73.9)	33.0 (72.8)	32.0 (70.5)	31.5 (69.4)	31.5 (69.4)
40 (131'3")	34.5 (76.1)	34.0 (75)	33.0 (72.8)	32.5 (71.6)	31.5 (69.4)	31.0 (68.3)	30.0 (66.1)	30.0 (66.1)	29.5 (65)	29.0 (63.9)
44 (144'4")		29.5 (65)	28.5 (62.8)	28.0 (61.7)	27.0 (59.5)	26.5 (58.4)	25.5 (56.2)	25.0 (55.1)	24.5 (54)	24.5 (54)
48 (157'6")		26.0 (57.3)	25.0 (55.1)	24.5 (54)	23.5 (51.8)	22.5 (49.6)	22.0 (48.5)	21.5 (47.4)	21.0 (46.3)	20.5 (45.2)
52 (170'7")			22.0 (48.5)	21.5 (47.3)	20.5 (45.2)	19.9 (43.8)	19.0 (41.9)	18.5 (40.8)	18.0 (39.7)	17.5 (38.6)
56 (183'9")				18.8 (41.5)	18.0 (39.7)	17.2 (38)	16.3 (36)	16.0 (35.3)	15.5 (34.2)	15.0 (33.1)
60 (196'10")					15.7 (34.7)	15.0 (33)	14.1 (31)	13.5 (29.8)	13.0 (28.7)	12.5 (27.6)
64 (209'12")					13.7 (30.3)	13.0 (28.6)	12.1 (26.7)	11.5 (25.4)	11.0 (24.3)	10.5 (23.1)
68 (223'1")						11.2 (24.7)	10.4 (22.8)	10.0 (22)	9.5 (20.9)	9.0 (19.8)
72 (236'3")							8.8 (19.4)	8.2 (18.1)	7.5 (16.5)	7.0 (15.4)
76 (249'4")								6.5 (14.3)	6.0 (13.2)	5.5 (12.1)
80 (262'6")								5.2 (11.5)	4.6 (10.1)	4.2 (9.3)

Notice: Pull-up struts must be used in erecting boom under SF_L operating condition with 84m (275'7") boom, and the boom must be erected from the flank; otherwise, the crane may risk tipping over.

Notes: 1. Actual lifting load shall be the value of rated lifting load deducting the weight of hook blocks, hoisting tools and wire ropes winding on the hook blocks and boom heads.

2. The rated lifting load in the chart is the weight which is lifted by crane on horizontal and hard ground.

View thousands of Crane Specifications on FreeCraneSpecs.com

★We reserve the right to modify information of the brochure without any prior notice.