



Winlet **1265**



Pat. Pending

Don't break your back - or the glass!

- **Lifts 1265 lbs**
- **Safer than manual handling**
- **Self propelled**
- **Improve job efficiency and work environment**
- **Access narrow doorways, elevators and balconies**
- **Twin wheels for rough terrain operations**

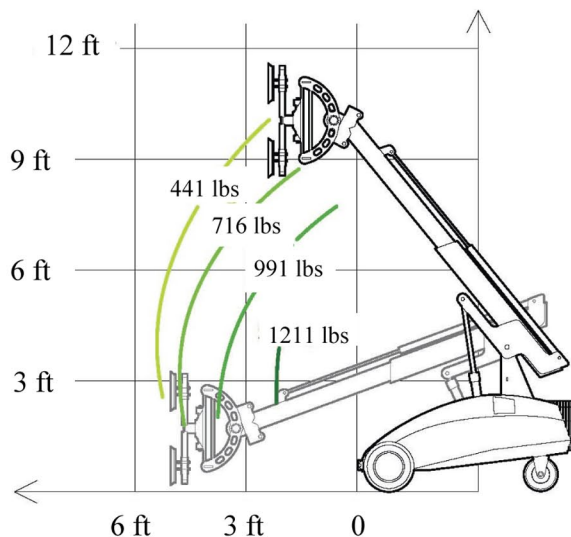


Lift airtight materials:

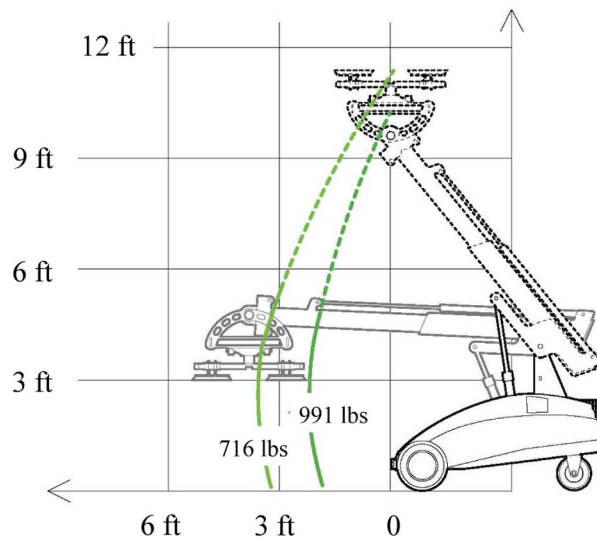
- **Glass**
- **Granite**
- **Concrete**
- **Plastic Sheets**
- **Steel Plates**
- **Wooden Sheets**
- **Tiles / Marble**
- **Fire Doors**
- **Aluminum Sheets**



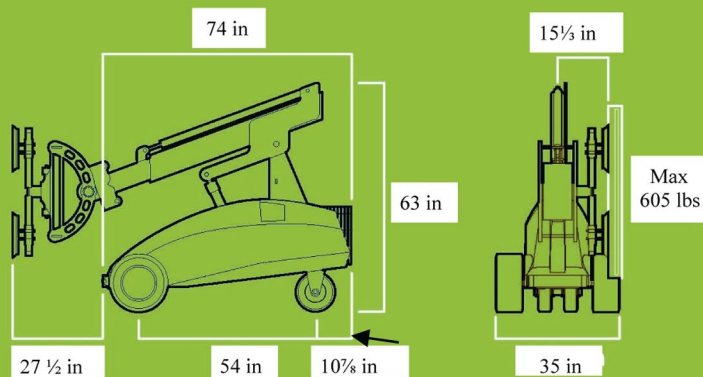
REACH DIAGRAM



PICKUP AND PLACE DIAGRAM



- **User friendly**
- **Easy to transport**
- **Increase efficiency**
- **Double action safety keys**
- **Improve safety on jobsites**
- **Gyro feature standard**
- **Increase your bottom line**
- **Multi functional control box**



Specifications

External Length	6'2"
External Width	2'11"
Max. Lifting Capacity	1265 lbs
Max Load at Max Extension	605 lbs
Maximum Capacity on Side	605 lbs
Total Weight - excl counterweight	2258 lbs
Total Weight - incl counterweight	2864 lbs
Min. Extension	2'3"
<i>(Front bumper to suction cup)</i>	
Max Extension	5'11"
<i>(Front bumper to suction cup)</i>	
Max Lifting Height	11'10"
<i>(to center of lifting yoke)</i>	
Hydraulic Side Offset	4"
Fine Lift on Arm	8"
Tilt Function	180°
Hydraulic Rotation	180°
Suction cups	4 x 13 3/4"
Batteries	2 x 150 AH



Accessories

- **Twin wheels for rough terrain**
- **Support wheels - extra stability**
- **Lifting fork for pallets**
- **Lifting hook for straps**
- **Forklift Adapter**



Superior Operator Interface

- **Operator friendly design**
- **Portable**
- **Easy to understand buttons and signal lights**
- **All functions in one place**
- **Double safety keys for material release**



INDUSTRI PARKEN 1
DK-7182 BREDSTEN
Tlf: (+45) 7573 8247

MOESKÆRVEJ 2
DK-7620 LEMVIG
FAX: (+45) 7573 8243
WWW.WINLET.DK



Toll Free 866-358-7088 • www.reachmaster.com