View thousands of Crane Specifications on FreeCraneSpecs.com

## RANGE DIAGRAM

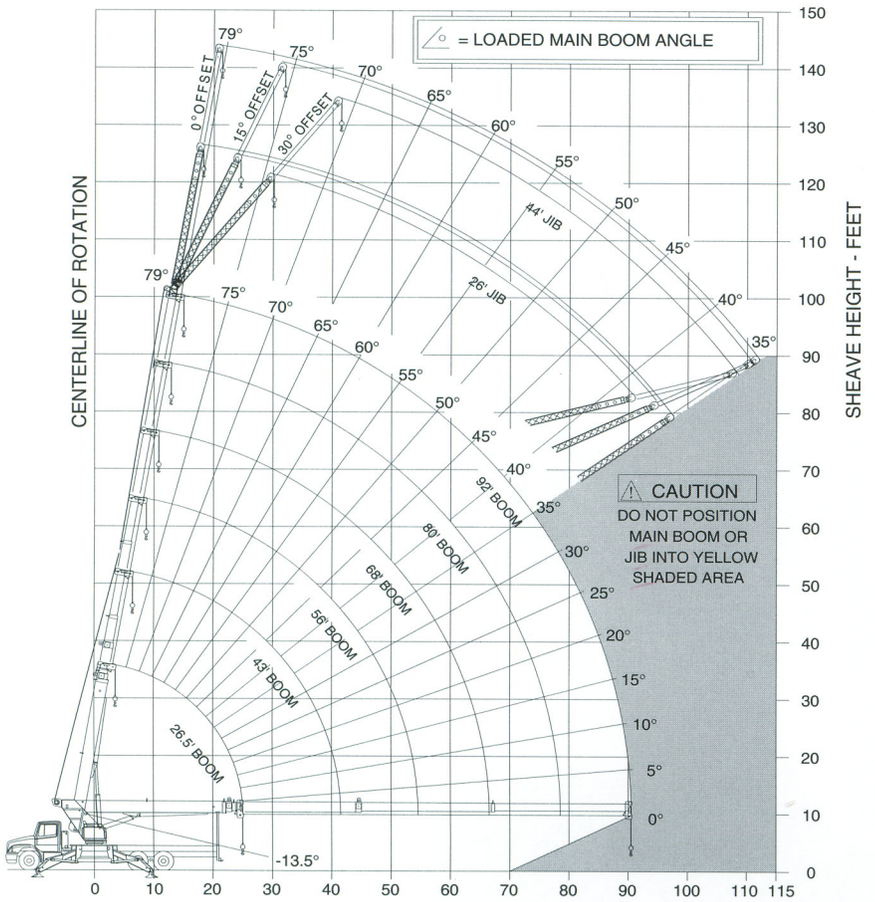


### BOOM LOAD RATING IN LBS. WITH OUTRIGGERS EXTENDED AND MACHINE LEVEL

| RAD FT. | ∠ | 26.5 FT BOOM | ∠ | 43 FT BOOM | ∠ | 56 FT BOOM | ∠ | 68 FT BOOM | ∠ | 80 FT BOOM | ∠ | 92 FT BOOM |
|---|---|---|---|---|---|---|---|---|---|---|---|---|
| 5 | 76 | a) 57600 | | | | | | | | | | |
| 8 | 69 | 38200 | | | | | | | | | | |
| 10 | 64 | 32000 | 75 | 25000 | | | | | | | | |
| 12 | 59 | 27900 | 72 | 22750 | 77 | 22400 | | | | | | |
| 14 | 54 | 25300 | 69 | 20400 | 75 | 19900 | 78 | 18500 | | | | |
| 16 | 48 | 22100 | 66 | 17950 | 72 | 17500 | 76 | 16850 | | | | |
| 20 | 34 | 18600 | 60 | 15200 | 68 | 13600 | 72 | 12950 | 76 | 12550 | | |
| 24 | 10 | 13750 | 53 | 13100 | 63 | 11250 | 69 | 10680 | 73 | 9970 | 76 | 10500 |
| 30 | | | 42 | 10500 | 56 | 9770 | 64 | 8870 | 68 | 8370 | 72 | 8170 |
| 35 | | | 32 | 9170 | 50 | 8370 | 59 | 7470 | 64 | 6870 | 68 | 6670 |
| 40 | | | 16 | 7170 | 43 | 7070 | 54 | 6370 | 60 | 5770 | 65 | 5470 |
| 45 | | | | | 35 | 5970 | 48 | 5370 | 56 | 4970 | 61 | 4670 |
| 50 | | | | | 24 | 4970 | 42 | 4770 | 51 | 4370 | 58 | 3870 |
| 55 | | | | | | | 35 | 4070 | 46 | 3770 | 54 | 3270 |
| 60 | | | | | | | 26 | 3470 | 41 | 3270 | 50 | 2970 |
| 65 | | | | | | | 13 | 2670 | 35 | 2870 | 45 | 2570 |
| 70 | | | | | | | | | 28 | 2470 | 40 | 2270 |
| 75 | | | | | | | | | 18 | 1870 | 35 | 1870 |
| 80 | | | | | | | | | 8 | 1370 | 29 | 1570 |
| 85 | | | | | | | | | | | 21 | 1270 |
| 90 | | | | | | | | | | | 8 | 670 |
| MAX. PARTS OF LINE | | 6 | | 4 | | 3 | | 2 | | 2 | | 2 |
| JIB DEDUCTION LBS. | | 600 | | 370 | | 285 | | 235 | | 200 | | 175 |

### JIB LOAD RATING IN LBS. WITH OUTRIGGERS EXTENDED AND MACHINE LEVEL

| RAD FT. | ∠ | 26 FT 0° OFFSET | ∠ | 26 FT 15° OFFSET | ∠ | 26 FT 30° OFFSET | ∠ | 44 FT 0° OFFSET | ∠ | 44 FT 15° OFFSET | ∠ | 44 FT 30° OFFSET |
|---|---|---|---|---|---|---|---|---|---|---|---|---|
| 30 | 77 | 5850 | | | | | | | | | | |
| 35 | 75 | 5100 | 78 | 3550 | | | 77 | 3350 | | | | |
| 40 | 73 | 4500 | 75 | 3400 | 78 | 2500 | 75 | 3100 | | | | |
| 45 | 70 | 3850 | 73 | 3200 | 75 | 2400 | 73 | 2830 | 77 | 2050 | | |
| 50 | 67 | 3300 | 70 | 2960 | 73 | 2300 | 71 | 2560 | 75 | 1750 | 79 | 1320 |
| 55 | 65 | 2800 | 68 | 2750 | 70 | 2200 | 69 | 2350 | 73 | 1650 | 76 | 1250 |
| 60 | 62 | 2450 | 65 | 2500 | 67 | 2100 | 67 | 2150 | 71 | 1550 | 74 | 1150 |
| 65 | 59 | 2100 | 62 | 2200 | 64 | 2000 | 64 | 1950 | 68 | 1450 | 72 | 1100 |
| 70 | 56 | 1800 | 59 | 1850 | 61 | 1850 | 62 | 1800 | 66 | 1350 | 69 | 1050 |
| 75 | 53 | 1500 | 56 | 1550 | 58 | 1650 | 59 | 1600 | 64 | 1300 | 67 | 1000 |
| 80 | 49 | 1250 | 52 | 1300 | 55 | 1350 | 57 | 1450 | 61 | 1250 | 64 | 1000 |
| 85 | 46 | 1000 | 49 | 1050 | 51 | 1150 | 54 | 1250 | 58 | 1200 | 62 | 950 |
| 90 | 42 | 800 | 45 | 850 | 47 | 950 | 51 | 1100 | 56 | 1150 | 59 | 900 |
| 95 | 39 | 600 | 41 | 700 | 43 | 750 | 48 | 900 | 53 | 1000 | 56 | 880 |
| 100 | 35 | 390 | 37 | 500 | 38 | 550 | 45 | 750 | 49 | 850 | 52 | 825 |
| 105 | | | | | | | 42 | 550 | 46 | 675 | 49 | 700 |
| 110 | | | | | | | 38 | 400 | 43 | 550 | 45 | 550 |
| 115 | | | | | | | | | | | 41 | 450 |

### 1 PART LINE

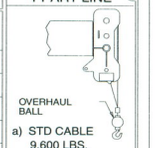


a) STD CABLE 9,600 LBS.
b) ROT.RESIST. 7,400 LBS

### 2 PART LINE

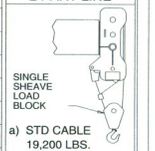


a) STD CABLE 19,200 LBS.
b) ROT.RESIST. 14,800 LBS.

### 3 PART LINE

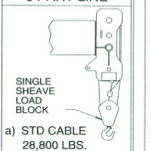


a) STD CABLE 28,800 LBS.
b) ROT.RESIST. 22,200 LBS.

### 4 PART LINE

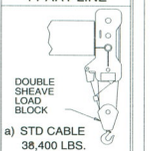


a) STD CABLE 38,400 LBS.
b) ROT.RESIST. 29,600 LBS.

### 5 PART LINE

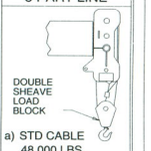


a) STD CABLE 48,000 LBS.
b) ROT.RESIST. 37,000 LBS.

### 6 PART LINE

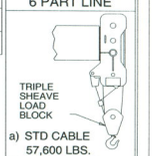


a) STD CABLE 57,600 LBS.
b) ROT.RESIST. 44,400 LBS.

### AREA OF OPERATON

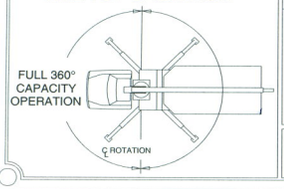


### ⚠ WARNING

MIN. 320 FEET OF STD CABLE REQUIRED ON THIS MACHINE

a) 9/16 DIA 6X25 EIPS IWRC 33600 LB BREAK STRENGTH 3.5:SF (STD)
b) 9/16 DIA ROTATION RESISTANT 37000 LB BREAK STRENGTH 5.0:1

KEEP AT LEAST 3 WRAPS OF LOADLINE ON DRUM AT ALL TIMES.

ANTI-TWO-BLOCK SYSTEM MUST BE IN GOOD OPERATING CONDITION BEFORE OPERATING CRANE. REFER TO OWNER'S MANUAL.

THIS MACHINE WAS MANUFACTURED TO MEET OSHA REGULATIONS 1910.180 AND 1926.550 WHERE APPLICABLE AT THE TIME OF PRODUCTION

### ⚠ CAUTION

DEDUCTIONS FROM RATED LOADS FOR LOAD HANDLING DEVICES SUPPLIED BY PIONEER CRANES

| | |
|---|---|
| OVERHAUL BALL | 170 LBS |
| SINGLE SHEAVE LOAD BLOCK | 210 LBS |
| DOUBLE SHEAVE LOAD BLOCK | 340 LBS |
| TRIPLE SHEAVE LOAD BLOCK | 380 LBS |

PIONEER CRANES
301 DUCK ROAD, GRANDVIEW, MISSOURI USA 64030

# X4000-RCC

## LOAD RATING CHART

63-00032

# PIONEER X4000-RCC