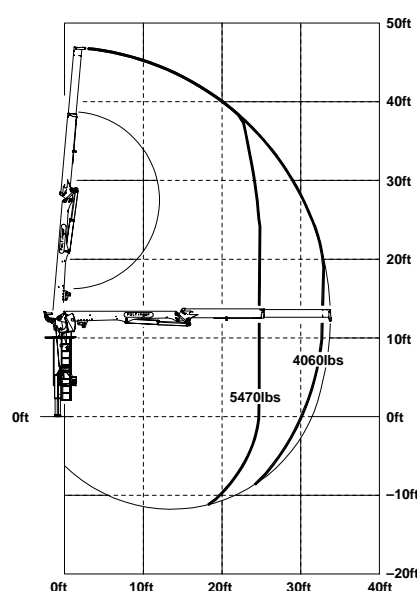


# BUILDING MATERIAL HANDLING CRANES PW 260 / PW 310 / PW 360 / PW 380 / PW 400

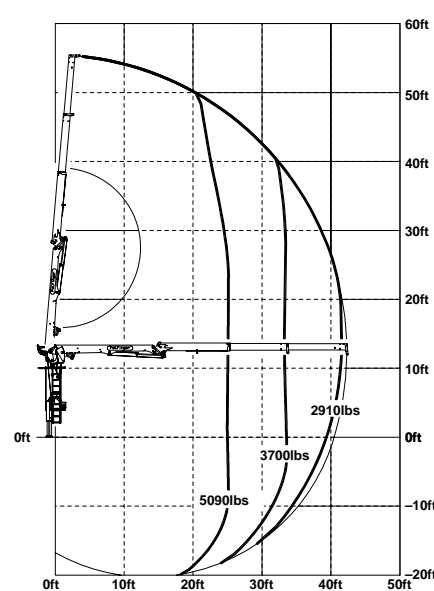


## LOAD CHARTS

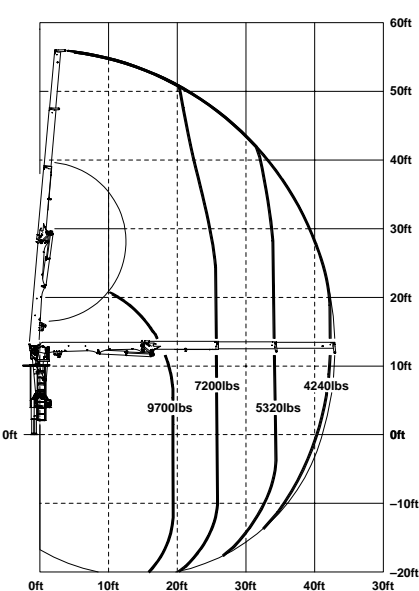
PW 260



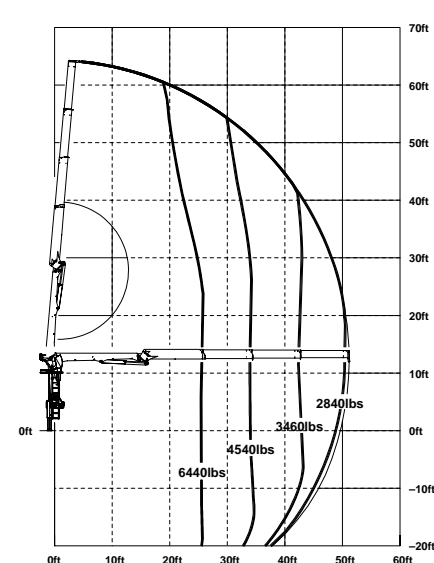
PW 310



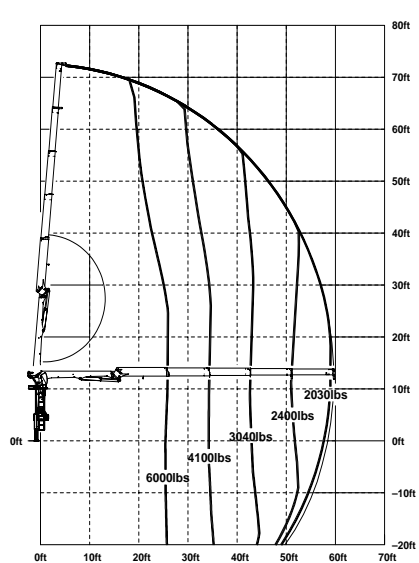
PW 360



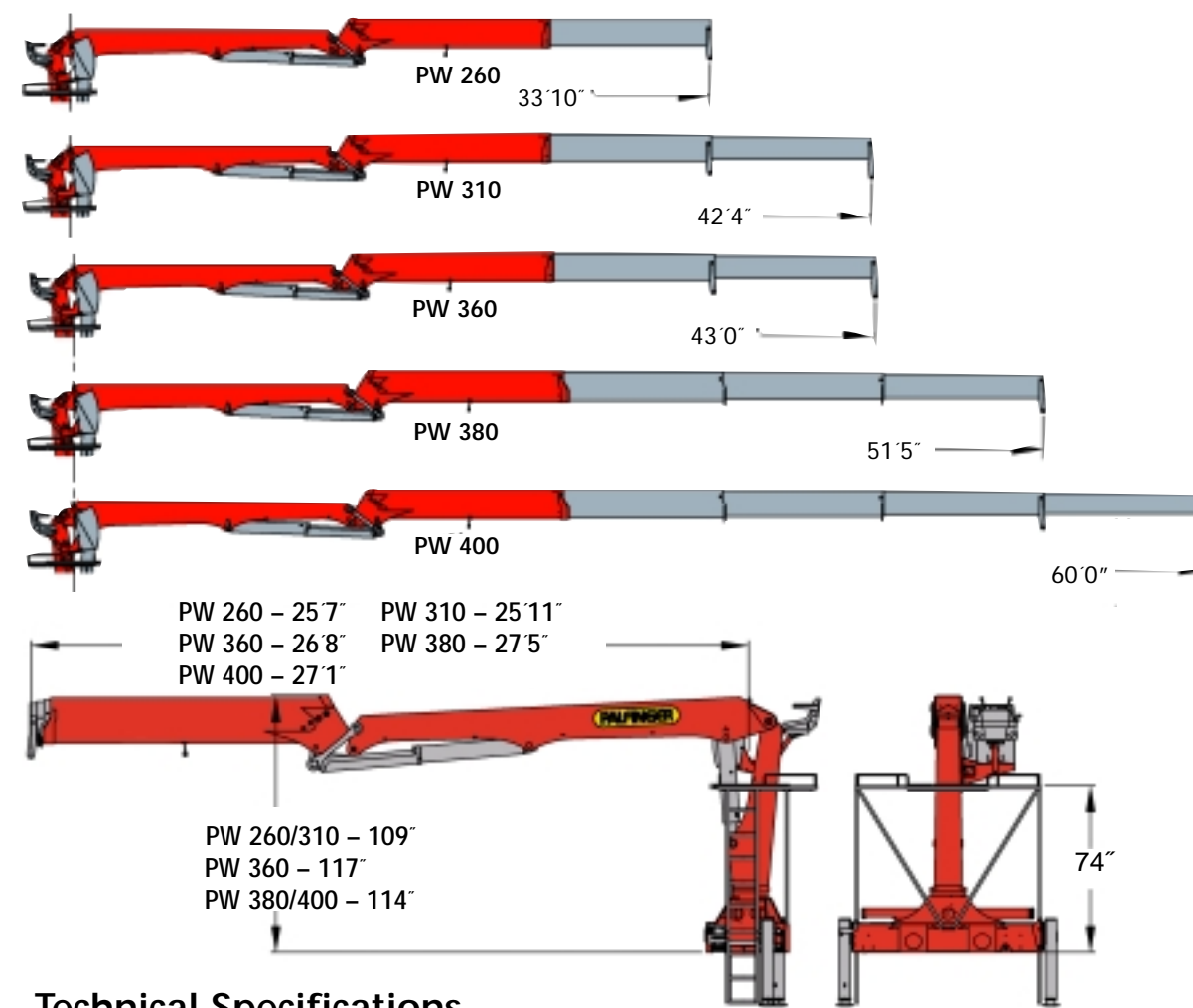
PW 380



PW 400



Weight of forks must be deducted from load chart



### Technical Specifications

	PW 260	PW 310	PW 360	PW 380	PW 400
Net lifting moment	136,250 ft. lbs.	122,960 ft. lbs.	185,450 ft. lbs.	164,910 ft. lbs.	155,510 ft. lbs.
Hydraulic outreach	33'10"	42'4"	43'0"	51'5"	60'0"
Slewing	400°				
Slewing torque (gross)	22,420 ft. lbs.		28,210 ft. lbs.		
Stabilizer spread	21'8" (R3X)				
Dead weight	5,600 lbs.	5,960 lbs.	6,700 lbs.	7,740 lbs.	8,190 lbs.

Dead weight includes stabilizers, topseat, platform, less mounting parts and oil.



[www.palfingernorthamerica.com](http://www.palfingernorthamerica.com)

Palfinger North America:  
Toll free to both locations  
**1-800-567-1554**

In U.S.A.:  
4151 West State Route 18  
Tiffin, OH 44883

In Canada:  
P.O. Box 846, 7942 Dorchester Rd.  
Niagara Falls, ON L2E 6V6



STRENGTH, OUTREACH, AND PRECISION





# PALFINGER: Providing Greater Lift, Reach and Cost Savings for Building Material Handling Applications

**PALFINGER CRANE**



## Palfinger Cranes Built For Your Success

Palfinger is a proven world leader in building cranes for success in tough day-to-day applications. After extensive research and testing, Palfinger's engineers have developed the ultimate models for handling all types of building materials – a series of the strongest, most versatile cranes on the market – your competitive industry demands.

Your Palfinger advantage starts with leading-edge technologies: hydraulic knuckle-boom cranes with greater lift, reach, cost savings and other benefits of superior engineering and our PowerLink™ system.

To shorten cycle times, PW260/310/360/380/400 models are geared for safe, smooth, high-speed operation – by high-flow single circuit radio remote control or dual circuit manual control (joystick/foot pedal). Their innovative geometry allows fast scissor action for rapid movement of drywall and lumber.

Efficient oil return utilization gives you 30% faster extension speed. Low dead weight gives you the best lift-to-weight ratio for maximum payload – maximum reach of 65' vertical to the bottom of the forks.



Your Palfinger advantage continues through delivery, service and parts. We have the skilled technicians, massive North American inventory and in-house capability to customize your crane with the options you choose, and provide superior service throughout our vast dealer network. With an assembly/distribution/parts center in Niagara Falls, Canada and distribution/spare parts center in Tiffin, Ohio... we're ready to respond!



The crane can also be mounted at the rear of the truck for added flexibility.

## The Palfinger Advantage...



An optional radio remote control system allows the operator to move around the jobsite with greater safety.



The large 21" 8" outrigger spread helps to stabilize the truck, providing 360° stability in most front mount configurations.



Hoses are routed through durable energy chains in well supported trays.




The 6000 lb. capacity folding forks are robust yet light weight.



A full wrap-around catwalk platform with ladders provides easy access to the topseat.



Extension cylinders are well protected inside the outer boom. The outer boom is oversized for minimum deflection and twist.



An optional oil cooler prolongs the life of the hydraulic system.



A new top seat design, available for some non-radio remote controlled models combines functionality offers superior visibility. The control valve is mounted under the seat, providing a clear view in front of the operator. A railing, with integrated emergency cut-off, is installed across the front of the seat providing added security for the operator.

