




# PK 6501 / PK 7001-EH

High Performance

**PALFINGER** CRANE



**KT**  
**L**  
protected

**Paltronic**  
**50**  
controlled

**RRC**  
Radio Remote Control  
operated

**ISC**  
Integrated Stability Control  
monitored

**AOS**  
Active Oscillation Suppression  
inside

Compact service provider with huge outreach



## Multi-functionality for greater achievement

The PK 6501 is distinguished by its exceptionally high level of working efficiency. It can be used for a wide range of applications and is ideally suited for mounting on lightweight truck chassis. It is possible to position very heavy loads accurately and precisely thanks to the standard E-HPLS technology of the PK 7001 EH.







Matchless in even the most challenging situations







## Fast, flexible and precise



### Knuckle joint on knuckle boom

The knuckle joint significantly improves the crane's motion geometry.



### Maintenance-free extension system

With the maintenance-free extension system PALFINGER sets a clear path in easy servicing. The use of sliding elements made of special plastic in combination with the proven KTL cathodic dip painting means that the extension boom system no longer has to be serviced by the operator. This not only saves time and expense but also protects the environment.



### Control console

All important information about the crane can be seen on the main control stand. A digital indicator counts and displays the operating hours. Ergonomic control levers and the optional lighting package provide increased safety and comfort even in poor visibility conditions.



### Lighting package (optional)

The control stand is supplied on request with LED illumination and backlit symbols. LED warning lights are fitted on the outriggers to provide better visibility.



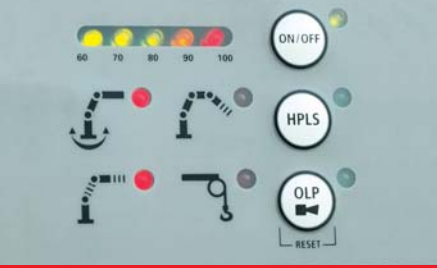
### Functional Design

Functional Design elements increase working comfort, protect against damage and make servicing and maintenance easier. The spiral tube hose optimally protects the hydraulic hoses from environmental influences, damage and dirt.



### Radio remote control

Radio remote control with digital data transmission (standard on EH models) offers maximum efficiency and comfort. The display integrated in the handset informs the crane operator continuously about the current capacity loading level of the crane.



### PALTRONIC 50

Modern electronics in the increasingly complex crane system offers safety and comfort functions which make the crane operator's work easier and increases the efficiency of the crane job.



## Enormous working radius enables new applications

### Outrigger system

All the outriggers are fitted as standard with a ball-jointed support plate that can be swivelled through 10°. This enables them to adapt optimally to the ground. The enlarged plate also reduces the pressure on the ground. The PK 6501 and 7001 EH *High Performance* fit onto all standard truck chassis frames. Three outrigger widths are available: 3.0 m, 9'10" (mechanical), 4.4 m, 14'5" (mechanical or hydraulic) and 5.0 m, 15'5" (hydraulic).



### Load-holding valve

They prevent the crane boom from dropping and are fitted as standard on all slewing, lifting, knuckle-boom and extension cylinders. The valves are positioned in such a way that they are protected against damage.



### Hose equipment for auxiliary equipment

Hoses providing oil supply for auxiliary equipment are routed in compact trays and protective chains. A clean design offers maximum service life.



### Return oil utilisation

The high speed of the extension system is impressive. It results from return oil utilisation, which is installed as standard, and the generously dimensioned hydraulic lines. This increases efficiency in all types of applications!



### KTL – the cathodic dip painting

The shot-blasted crane parts are covered in zinc phosphate in an immersion process and coated electro-statically. The subsequent two-component top coating of paint provides a surface protection which in the past was usually only found in the automotive industry.



### ISC (optional)\*

The integrated stability control (ISC) is a system that monitors the stability of the crane vehicle. The system adjusts the crane's lifting forces depending on the current stability support situation and the crane boom to ensure the vehicle's stability over the entire working area.

\* ISC or an alternative system for monitoring stability is mandatory in the version compliant with EN12999:2009.



### AOS (optional)

The Active Oscillation Suppression system available exclusively from PALFINGER compensates for jolts and sharp stress cycles caused by crane operation. Because oscillations are eradicated the crane can work with precision, much faster and therefore more cost-efficiently.





## PK 6501 High Performance

### Max. lifting capacities

#### STD

Max. lifting capacities		3300 kg	7270 lbs
Outreach		Capacity	
hydraulic			
3.5 m	11' 6"	1680 kg	3700 lbs
5.3 m	17' 5"	1120 kg	2450 lbs

#### A

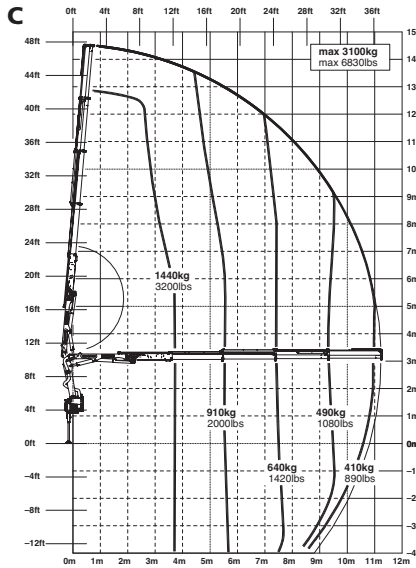
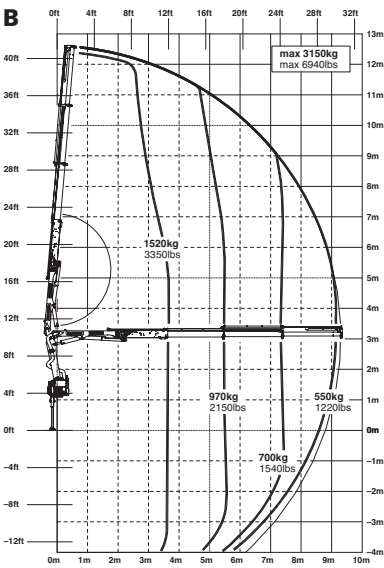
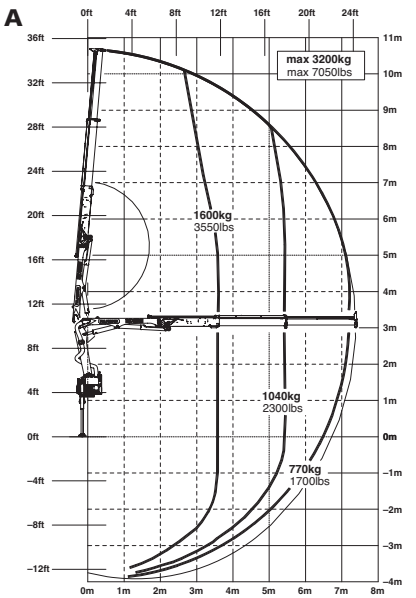
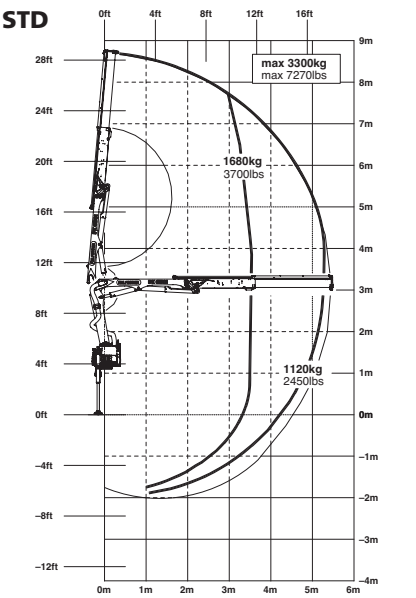
Max. lifting capacities	3200 kg	7050 lbs
Outreach	Capacity	
hydraulic		
3.6 m	11' 10"	1600 kg 3550 lbs
5.4 m	17' 9"	1040 kg 2300 lbs
7.2 m	23' 7"	770 kg 1700 lbs

#### B

Max. lifting capacities		3150 kg	6940 lbs
Outreach		Capacity	
hydraulic			
3.7 m	12' 2"	1520 kg	3350 lbs
5.5 m	18' 1"	970 kg	2150 lbs
7.3 m	23' 11"	700 kg	1540 lbs
9.2 m	30' 2"	550 kg	1220 lbs
manual			
11.2 m	36' 9"	400 kg	880 lbs
12.8 m	41' 12"	220 kg	490 lbs

#### C

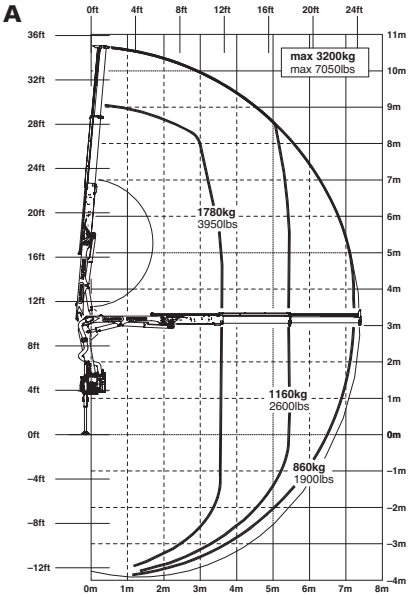
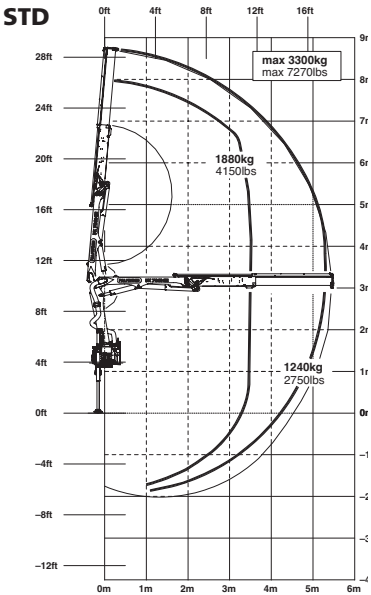
Max. lifting capacities		3100 kg	6830 lbs
Outreach		Capacity	
hydraulic			
3.8 m	12' 6"	1440 kg	3200 lbs
5.6 m	18' 4"	910 kg	2000 lbs
7.4 m	24' 3"	640 kg	1420 lbs
9.3 m	30' 6"	490 kg	1080 lbs
11.1 m	36' 5"	410 kg	890 lbs
manual			
12.7 m	41' 8"	220 kg	490 lbs



The outreaches stated are with a boom angle of 20° and are therefore not the maximum.



# PK 7001 EH High Performance



## Max. lifting capacities

STD			
Max. lifting capacities		3300 kg	7270 lbs
Outreach		Capacity	
hydraulic			
3.5 m	11' 6"	1880 kg	4150 lbs
5.3 m	17' 5"	1240 kg	2750 lbs

A			
Max. lifting capacities		3200 kg	7050 lbs
Outreach		Capacity	
hydraulic			
3.6 m	11' 10"	1780 kg	3950 lbs
5.4 m	17' 9"	1160 kg	2600 lbs
7.2 m	23' 7"	860 kg	1900 lbs

B			
Max. lifting capacities		3150 kg	6940 lbs
Outreach		Capacity	
hydraulic			
3.7 m	12' 2"	1700 kg	3750 lbs
5.5 m	18' 1"	1100 kg	2400 lbs
7.3 m	23' 11"	790 kg	1740 lbs
9.2 m	30' 2"	630 kg	1380 lbs
manual			
11.2 m	36' 9"	400 kg	880 lbs
12.8 m	41' 12"	220 kg	490 lbs

C			
Max. lifting capacities		3100 kg	6830 lbs
Outreach		Capacity	
hydraulic			
3.8 m	12' 6"	1620 kg	3550 lbs
5.6 m	18' 4"	1040 kg	2250 lbs
7.4 m	24' 3"	730 kg	1620 lbs
9.3 m	30' 6"	570 kg	1260 lbs
11.1 m	36' 5"	470 kg	1020 lbs
manual			
12.7 m	41' 8"	220 kg	490 lbs

### Package model PK 7001 EH:

- E-HPLS
- Paltronic 50
- Radio remote control with LED display
- Danfoss control valve or PVG2000
- 75 l oil tank





Ability to work accurately and efficiently

KP-H65/7001EM1+E  
E 05/10, K 05/10, D 05/10

PK 6501 High Performance

Technical Specifications (EN 12999 HC1 HD4/B3)

Max. lifting moment	5.9 mt/57.9 kNm	42690 ft.lbs
Max. lifting capacity	3300 kg/32.4 kN	7270 lbs
Max. hydraulic outreach	11.2 m	36' 9"
Max. manual outreach	12.9 m	42' 4"
Slewing angle	400°	
Slewing torque	0.8 mt/7.8 kNm	5790 ft.lbs
Stabilizer spread	std. 3.0 m/9' 10"	max. 5.0 m/16' 5"
Fitting space required (std.)	0.66 m	2' 2"
Width folded	2.20 m	7' 2"
Max. operating pressure	320 bar	4640 psi
Recommended pump capacity	from 20 l/min to 30 l/min	5.3 US gal./min to 7.9 US gal./min
Dead weight (std.)	754 kg	1660 lbs

PK 7001 EH High Performance

Technical Specifications (EN 12999 HC1 HD4/B3)

Max. lifting moment	6.6 mt/64.7 kNm	47750 ft.lbs
Max. lifting capacity	3300 kg/32.4 kN	7270 lbs
Max. hydraulic outreach	11.2 m	36' 9"
Max. manual outreach	12.9 m	42' 4"
Slewing angle	400°	
Slewing torque	0.8 mt/7.8 kNm	5790 ft.lbs
Stabilizer spread	std. 3.0 m/9' 10"	max. 5.0 m/16' 5"
Fitting space required (std.)	0.66 m	2' 2"
Width folded	2.20 m	7' 3"
Max. operating pressure	350 bar	5075 psi
Recommended pump capacity	from 30 l/min to 40 l/min	7.9 US gal./min to 10.6 US gal./min
Dead weight (std.)	779 kg	1720 lbs

