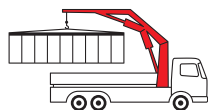




PK 4200

Performance

PALFINGER CRANE



The power pack

The range of possible uses for the PK 4200 is practically limitless thanks to the large number of different equipment versions. Owing to its massive outreach, it is possible to carry out work which was not previously possible in this metre tonne class. At the same time, the crane's low dead weight enables it to be mounted on very light carrier vehicles.

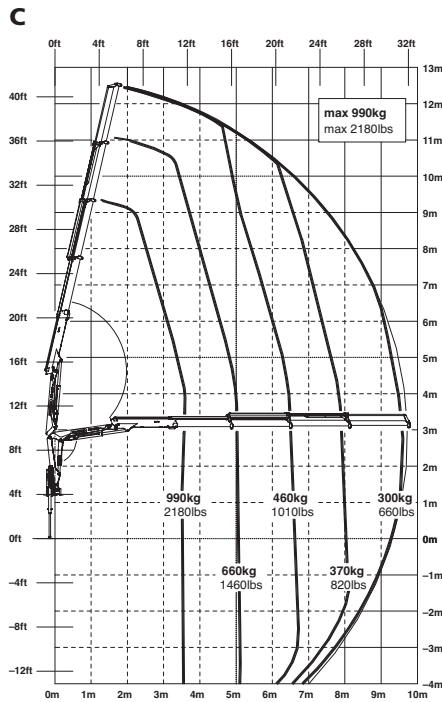
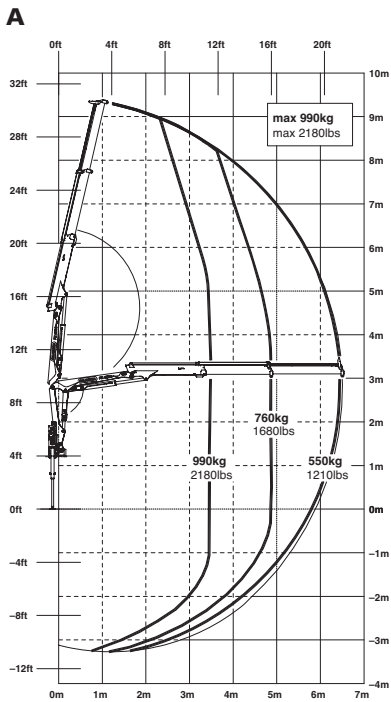
The completely reworked control valve reduces the pressure peaks acting on the crane even at full load. As a result this significantly increases safety during operation of the crane and the crane's service life.



Suitable for a wide variety of uses due to its enormous outreach

KP-PK4200L2+IE
E 10/07, K 03/09, D 03/09

PK 4200 Performance



Technical Specifications (EN 12999 H1-B3)

Max. lifting moment	3.9 mt/38.3 kNm	28220 ft.lbs
Max. lifting capacity	990 kg/9.7 kN	2180 lbs
Max. hydraulic outreach	9.8 m	32' 2"
Max. manual outreach	9.8 m	32' 2"
Slewing angle	370 °	
Slewing torque	0.40 mt/3.9 kNm	2890 ft.lbs

Stabilizer spread	std. 2.9 m/9' 6"	max. 4.1 m/13' 5"
Fitting space required (std.)	0.53 m	1' 9"
Width folded	1.9 m	6' 3"
Max. operating pressure	250 bar	3625 psi
Recommended pump capacity	15 l/min	4.0 US gal./min
Dead weight (std.)	491 kg	1080 lbs

