

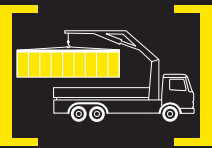


PC COMPACT CRANES

PALFINGER CRANE



COMPACT POWER FROM PALFINGER





IDEAL FOR MOUNTING ON LIGHT COMMERCIAL VEHICLES

Slewing drive

Light and maintenance friendly worm drive, with which the crane can be precisely rotated.



Control panel

Can be positioned wherever you want and protects the hydraulic control valves.

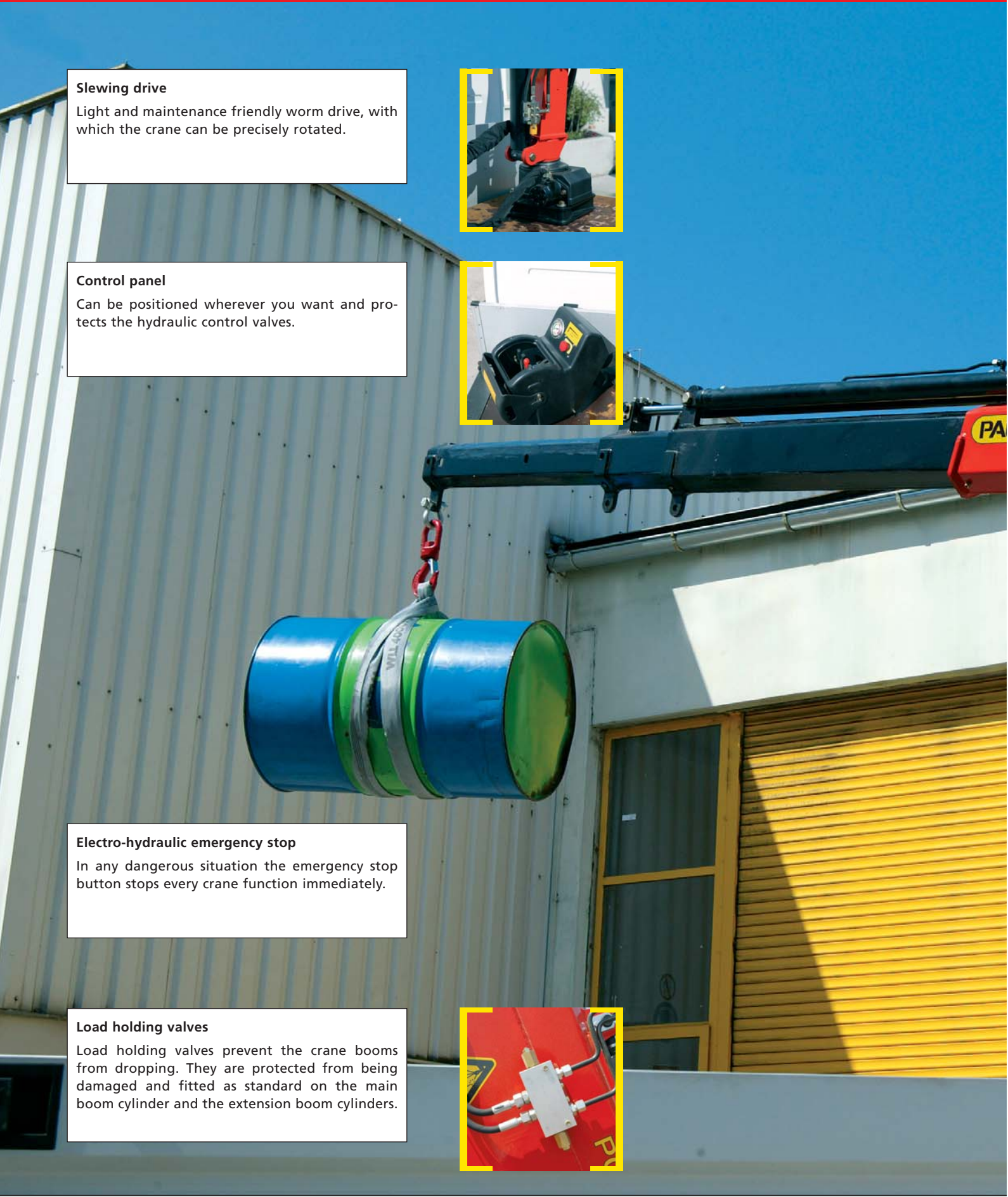


Electro-hydraulic emergency stop

In any dangerous situation the emergency stop button stops every crane function immediately.

Load holding valves

Load holding valves prevent the crane booms from dropping. They are protected from being damaged and fitted as standard on the main boom cylinder and the extension boom cylinders.





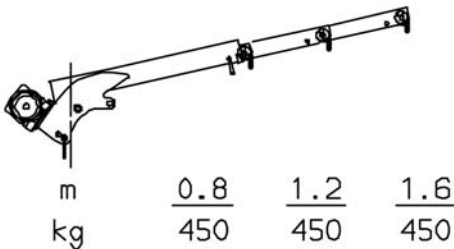
PC 801 Compact →



GOOD GOODS COME IN SMALL BUNDLES

The PC 801 is PALFINGER’s smallest crane model. It comes with a manual slewing drive, manually adjustable lifting boom and a cable winch with 450 kg (990 lbs) lifting capacity.

PC 801 Compact		
Technical Data (EN 12999)		
Max. lifting moment	0.7 mt/7.1 kNm	5210 ft.lbs
Max. lifting capacity	450 kg	990 lbs
Max. outreach	1.6 m	5' 3"
Dead weight	72 kg	160 lbs





PC 1300 Compact →



Much power and little dead weight

It is the ideal crane for pick-up-trucks or small commercial vehicles. With a minimal dead weight, and taking up hardly any space, this crane can move loads up to 1140 kg (2510 lbs).

PC 1300 Compact		
Technical Data (EN 12999)		
Max. lifting moment	1.2 mt/12.0 kNm	8820 ft.lbs
Max. lifting capacity	1140 kg	2510 lbs
Max. lifting capacity CE	990 kg	2180 lbs
Max. hydraulic outreach	2.70 m	8' 10"
Slewing angle	340°	
Max. operating pressure	190 bar	2755 psi
Recommended pump capacity	6 l/min	1.3 imp.gal./min 1.6 US gal./min
Dead weight	165 kg	360 lbs

PC 1300 CE

m	1.2	1.8	2.7
kg max.	990	620	430

PC 1300 A – V1 CE

m	1.2	1.8	2.7	3.5
kg max.	990	620	430	300



PC 2300 Compact →

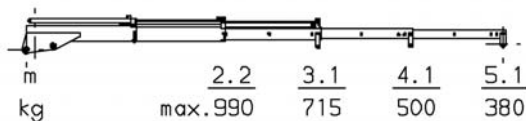


Compactly designed but with great outreach

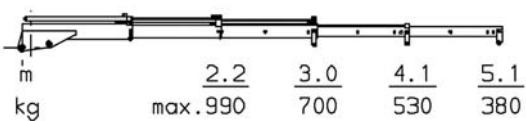
This crane model can have up to three hydraulic boom extensions and a lifting capacity of 1820 kg (4010 lbs). That’s what makes this loading crane unrivalled in its class.

PC 2300 Compact		
Technical Data (EN 12999)		
Max. lifting moment	2.3 mt/23.0 kNm	16920 lbs
Max. lifting capacity	1820 kg	4010 lbs
Max. lifting capacity CE	990 kg	2180 lbs
Max. hydraulic outreach	4.1 m	13' 5"
Slewing angle	340°	
Max. operating pressure	185 bar	2683 psi
Recommended pump capacity	6 l/min	1.3 imp.gal./min
		1.6 US gal./min
Dead weight	230 kg	510 lbs

PC 2300 A – V1, V2 CE



PC 2300 B – V1 CE





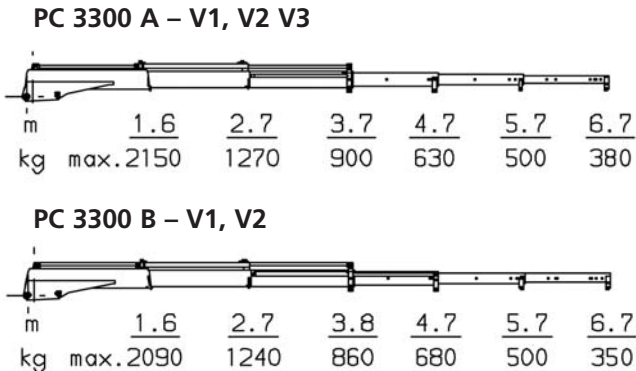
PC 3300 Compact →



The great all-rounder

The PC 3300 is ready for action extremely quickly and also has a huge lifting capacity. This makes the ideal partner for demanding job applications.

PC 3300 Compact		
Technical Data (EN 12999)		
Max. lifting moment	3.2 mt/31.0 kNm	22860 lbs
Max. lifting capacity	2150 kg	4740 lbs
Max. lifting capacity CE	990 kg	2180 lbs
Max. hydraulic outreach	4.70 m	15' 5"
Slewing angle	340°	
Max. operating pressure	180 bar	2610 psi
Recommended pump capacity	8 l/min	1.8 imp.gal./min 2.1 US gal./min
Dead weight	315 kg	690 lbs





STRONG AND VERSATILE



Main components

All main components are produced from high strength steel. The boom extensions are hexagonal in shape and are welded together.

Internally routed oil ducts

The internally routed oil passages make it possible to have a compact boom design and offer perfect protection against damage.

Hydraulic overload protection system

A hydraulic overload protection is optional. It prevents in an overload situation every load moment increasing functions.





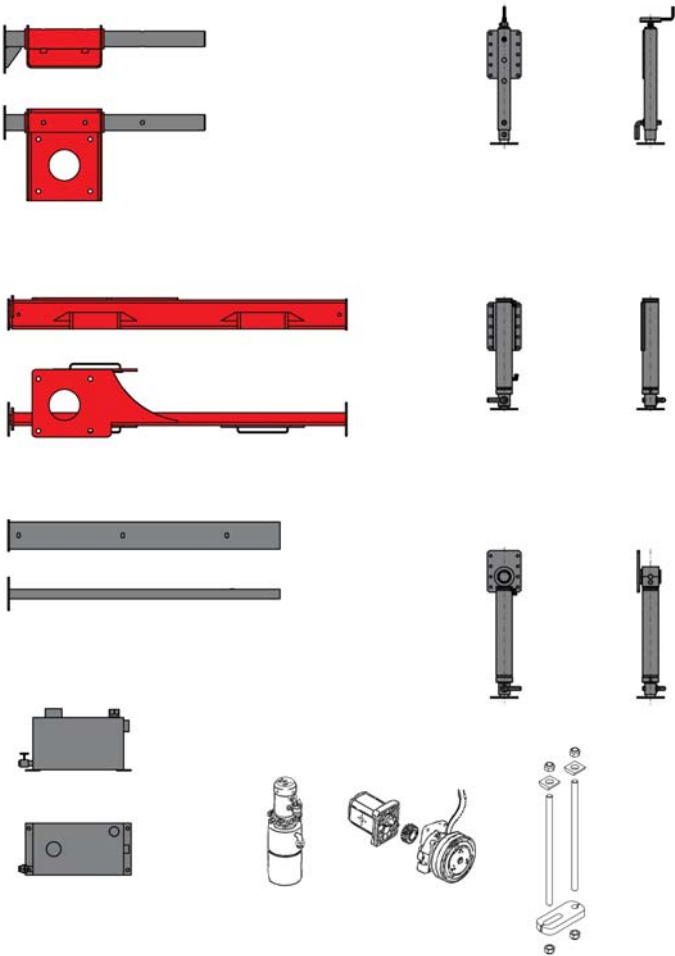
PALFINGER MOUNTING KIT. CRANE INSTALLATION MADE EASY!

SAFETY is written in capital letters at PALFINGER. Numerous PC models are fitted with load-holding valves on all cylinders, the hydraulic slewing system and the self-locking worm drive. Additionally these cranes can be delivered, equipped with an overload protection system.

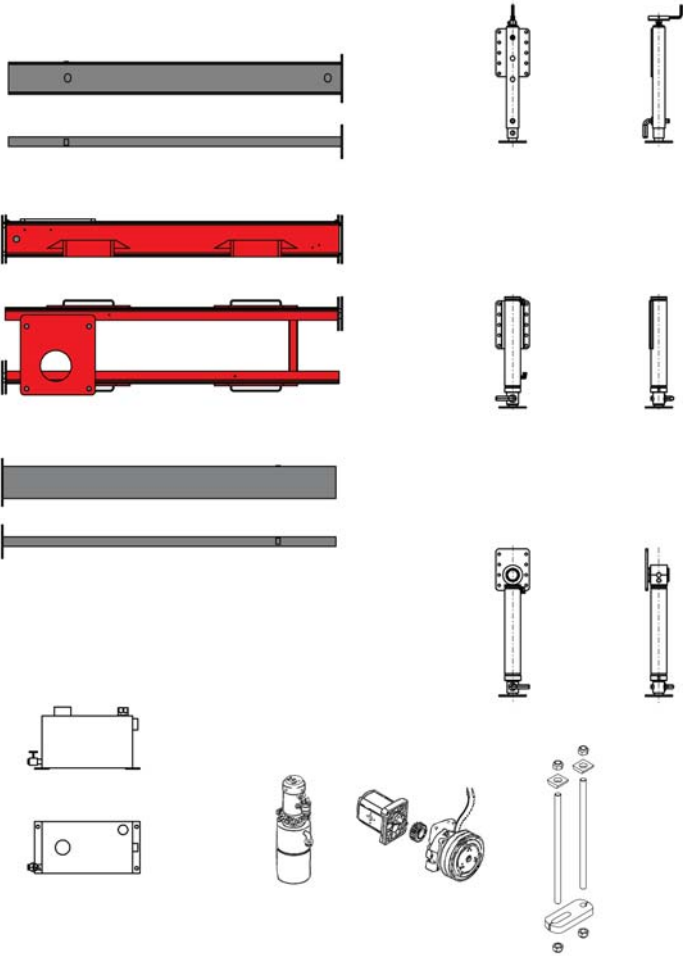


The PALFINGER mounting kit includes a mounting bracket, drive and stabilizers. The pre-assembled mounting parts are good value for money, as they cheapen the overall installation costs.

PC 1300 Compact + PC 2300 Compact



PC 3300 Compact



Executions shown in the leaflet are not always corresponding to standard execution. Country-specific regulations are to be observed upon attachment.



We reserve the right to change design and specification without prior notice.

www.palfinger.com