View thousands of Crane Specifications on FreeCraneSpecs.com

7679100517

NATIONAL CRANE CORPORATION

SERIES 680H NO JIB FULL SPAN OUTRIGGERS

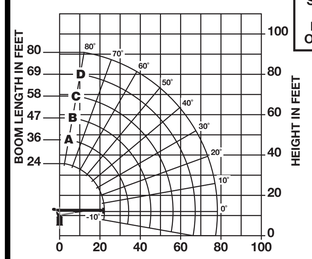

LMI OPERATING CODE	
OPERATING MODE	
01	Main Boom – No Jib Stowed
11	Man Basket On Main Boom

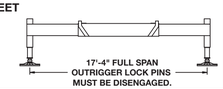

SERIES 680H NO JIB MID SPAN OUTRIGGERS FULL SPAN REAR STABILIZER

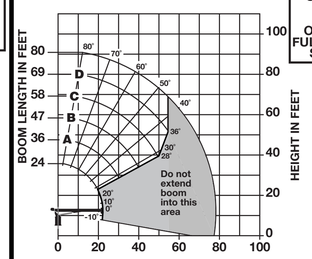

LMI OPERATING CODE	
OPERATING MODE	
21	Main Boom - No Jib Stowed

SERIES 680H NO JIB RETRACTED OUTRIGGERS RETRACTED REAR STABILIZER

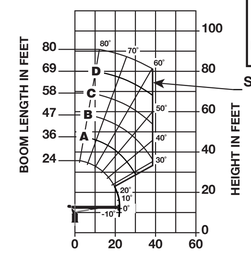

Stability limit line

Do not move unloaded boom beyond limit line.

LMI OPERATING CODE	
OPERATING MODE	
31	Main Boom - No Jib Stowed

LOAD RATINGS

LOADED RADIUS (ft)	LOADED BOOM ANGLE (deg)	24 FT BOOM (lb)	LOADED BOOM ANGLE (deg)	A 36 FT BOOM (lb)	LOADED BOOM ANGLE (deg)	B 47 FT BOOM (lb)	LOADED BOOM ANGLE (deg)	C 58 FT BOOM (lb)	LOADED BOOM ANGLE (deg)	D 69 FT BOOM (lb)	LOADED BOOM ANGLE (deg)	80 FT BOOM (lb)
5	76	40,000										
8	68	27,100	75	25,400								
10	62.5	22,400	72	21,400	76.5	20,600						
12	56.5	19,500	68.5	18,350	74	17,550	77.5	17,050				
14	50.5	17,100	65	16,000	71.5	15,300	75.5	14,750				
16	43.5	14,750	61	14,200	70	13,550	73.5	13,050	77	12,150		
20	27	11,100	53.5	11,450	63.5	11,000	69.5	10,550	73.5	10,100	77	8,550
25			43	9,150	55.5	9,000	64	8,450	69	8,200	73	8,000
30			29.5	7,000	48	7,200	58.5	7,050	64.5	6,850	69	6,550
35					39	5,850	52	5,900	59.5	5,700	65	5,500
40					28	4,650	45	4,800	54.5	4,850	61	4,650
45					7.5	2,600	37	4,100	49	4,150	56.5	4,000
50							28	3,450	43	3,500	52	3,450
55							13.5	2,200	36	2,950	47	3,000
60									28	2,450	41.5	2,550
65									16	1,550	35.5	2,150
70											28.5	1,700
75											18.5	1,150
	0	5,800	0	3,050	0	1,750	0	1,000				

LOADED RADIUS (ft)	LOADED BOOM ANGLE (deg)	24 FT BOOM (lb)	LOADED BOOM ANGLE (deg)	A 36 FT BOOM (lb)	LOADED BOOM ANGLE (deg)	B 47 FT BOOM (lb)	LOADED BOOM ANGLE (deg)	C 58 FT BOOM (lb)	LOADED BOOM ANGLE (deg)	D 69 FT BOOM (lb)	LOADED BOOM ANGLE (deg)	80 FT BOOM (lb)
5	76	40,000										
8	68	27,100	75	25,400								
10	62.5	22,400	72	21,400	76.5	20,600						
12	56.5	19,500	68.5	18,350	74	17,550	77.5	17,050				
14	50.5	12,800	65	16,000	71.5	15,300	75.5	14,750				
16	43.5	9,950	61	10,300	70	13,550	73.5	13,050	77	12,150		
20	27	6,550	53.5	6,800	63.5	7,000	69.5	7,200	73.5	7,350	77	8,550
25			43	4,500	55.5	4,600	64	4,800	69	4,950	72.7	5,100
30			29.5	3,100	48	3,200	58.5	3,350	64.5	3,450	68.7	3,600
35					39	2,250	52	2,400	59.5	2,450	64.6	2,600
40					28	1,550	45	1,650	54.5	1,750	60.5	1,900
45					7.5	1,050	37	1,150	49	1,250	56	1,350
50							28	700	43	800	51.5	900
55									36	500	46.5	550
	0	5,300	0	2,200	0	1,000						

LOADED RADIUS (ft)	LOADED BOOM ANGLE (deg)	24 FT BOOM (lb)	LOADED BOOM ANGLE (deg)	A 36 FT BOOM (lb)	LOADED BOOM ANGLE (deg)	B 47 FT BOOM (lb)	LOADED BOOM ANGLE (deg)	C 58 FT BOOM (lb)	LOADED BOOM ANGLE (deg)	D 69 FT BOOM (lb)	LOADED BOOM ANGLE (deg)	80 FT BOOM (lb)
5	76	40,000										
8	68	27,100	75	25,400								
10	62.5	17,200	72	14,550	76.5	14,700						
12	56.5	10,100	68.5	10,450	74	10,600	77.5	10,800				
14	50.5	7,600	65	7,900	71.5	8,050	75.5	8,200				
16	43.5	5,900	61	6,150	70	6,300	73.5	6,500	77	6,700		
20	27	3,750	53.5	4,050	63.5	4,200	69.5	4,350	73	4,500	76.5	4,650
25			43	2,500	55.5	2,550	64	2,750	68.5	2,850	72.5	2,950
30			29.5	1,550	48	1,600	58.5	1,800	64	1,850	68.5	1,950
35					39	950	52	1,100	59	1,150	64.5	1,250
40					28	450	45	600	54	650	60.5	750

1 PART LINE	2 PART LINE	3 PART LINE	4 PART LINE	5 PART LINE	6 PART LINE
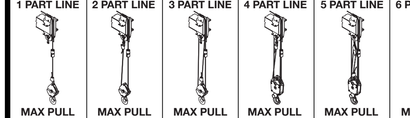					
MAX PULL 7,700 lb	MAX PULL 15,400 lb	MAX PULL 23,100 lb	MAX PULL 30,800 lb	MAX PULL 38,500 lb	MAX PULL 40,000 lb

NOTICE

- Do not deadhead line block against boom tip when extending boom.
- Keep at least 3 wraps of loadline on drum at all times.
- Use only 9/16" diameter rotation resistant cable with 38,500 lb breaking strength on this machine.

NOTE:
1. Capacities do not exceed 85% stability on the full span capacity chart.
2. Capacities do not exceed stability based on ISO 4305-1991 on the mid-span and retracted capacity charts.
3. Shaded areas are structurally limited capacities.
4. Handling of personnel is only permitted with full span outriggers.

LOADLINE EQUIPMENT DEDUCT (lb)	
Downhaul weight	 150
One sheave block	 200
Two sheave block	 355