

**Link-Belt® HC-138A lifting crane capacities — open throat boom**PCSA Class 13-407  
Refer to notes page 6.**Boom** — tubular; 54" (1.37 m) wide, 44" (1.12 m) deep with open throat top section, 1½" (32 mm) diameter boom pendants, boom live mast, and boom midpoint suspension pendants as required.**Jib** — tubular; 30" (0.76 m) wide, 24" (0.61 m) deep.**Counterweights** — Refer to charts below.**Mounting** — rubber tire mobile base:  
FMC 8 x 4 drive, 260" (6.60 m) wheelbase,  
11' 0" (3.35 m) wide.

Counterweights					
"A" upper		"AB" upper		"A" bumper	
Pounds	kilograms	Pounds	kilograms	Pounds	kilograms
18,000	8 165	30,000	13 608	1,500	680

Open throat boom or boom + jib machine can lift off ground unassisted, without load. ①

Standard HC-138A must be equipped with the counterweight combinations below when the indicated boom or boom + jib lengths are used.	Minimum/maximum boom or boom + jib lengths allowed	On outriggers							
		Over rear				Over side			
		Boom		Boom + jib		Boom		Boom + jib	
		Feet	meters	Feet	meters	Feet	meters	Feet	meters
"A" upper and "A" bumper	Minimum	40	12.19	Not applicable		40	12.19	Not applicable	
	Maximum	200	60.96			180	54.86		
"AB" upper and "A" bumper	Minimum	40	12.19	40 + 20	12.19 + 6.10	40	12.19	40 + 20	12.19 + 6.10
	Maximum	200	60.96	190 + 50	57.91 + 15.24	200	60.96	170 + 50	51.82 + 15.24
<b>On tires<sup>②</sup></b>									
"A" upper and "A" bumper	Minimum	40	12.19	Not applicable		40	12.19	Not applicable	
	Maximum	140	42.67			120	36.58		

① Limited to 95% of available stability with machine standing level on firm supporting surface.

② Air pressure in tires to be 100 p.s.i. (690 kPa).

Machine travel with open throat boom or boom + jib, with no load. ①

Standard HC-138A must be equipped with the counterweight combinations below when the indicated boom or boom + jib lengths are used.	Minimum/maximum boom or boom + jib lengths allowed	On tires <sup>②</sup>							
		Jobsite moves at 1 m.p.h. (1.61 km/h), boom at 80° boom angle, upper facing rear only.				Over the road travel at 5 m.p.h. (8.05 km/h), with boom horizontal over rear and supported with standard suspension, and boom live mast retracted to 19' 0" (5.79 m) position or pinned in 23' 0" (7.01 m) extended position.			
		Boom		Boom + jib		Boom		Boom + jib	
		Feet	meters	Feet	meters	Feet	meters	Feet	meters
"A" upper and "A" bumper	Minimum	40	12.19	Not applicable		40	12.19	Not applicable	
	Maximum	200	60.96			120	36.58		
"AB" upper and "A" bumper	Minimum	40	12.19	40 + 20	12.19 + 6.10	40	12.19	40 + 20	12.19 + 6.10
	Maximum	200	60.96	190 + 50	57.91 + 15.24	140	42.67	110 + 50	33.53 + 15.24

① Limited to 85% of available stability with machine standing level on firm supporting surface.

② Air pressure in front and rear tires to be 100 p.s.i. (690 kPa) at 1 m.p.h., and 95 p.s.i. (655 kPa) at 5 m.p.h.

Note: Hook block may be carried only when attached to carrier.

**GENERAL INFORMATION ONLY**

# HC-138 Lifting crane capacities — with open throat boom

**Boom** — tubular; 54" (1.37 m) wide, 44" (1.12 m) deep with open throat top section, 1 1/4" (32 mm) diameter boom pendants, boom live mast, and boom midpoint suspension pendants as required.

**Mounting** — rubber tire mobile base; FMC 8 x 4 drive, 260" (6.60 m) wheelbase, 11' 0" (3.35 m) wide.

**Counterweights** — Refer to charts page 1.

Length	Boom			On outriggers												On tires (static)						"AB" upper & "A" bumper counterweights					
	Radius		Boom point height	On outriggers			On tires (static)			"AB" upper & "A" bumper counterweights			On outriggers			On tires (static)			"AB" upper & "A" bumper counterweights								
	Feet	meters		Angle	Degrees	Feet	meters	Over rear	Over side and 360° swing	Over rear	Over side and 360° swing	Over rear	Over side and 360° swing	Over rear	Over side and 360° swing	Over rear	Over side and 360° swing	Over rear	Over side and 360° swing								
						Pounds	kilograms	Pounds	kilograms	Pounds	kilograms	Pounds	kilograms	Pounds	kilograms	Pounds	kilograms	Pounds	kilograms								
40' (12.19 m)	12	3.66	77.2	45' 11"	13.99	150,000*	68 038*	150,000*	68 038*	78,600*	35 652*	59,600*	27 034*	150,000*	68 038*	150,000*	68 038*	150,000*	68 038*								
	13	3.96	75.8	45' 8"	13.92	150,000*	68 038*	150,000*	68 038*	76,000*	34 473*	55,800*	25 310*	150,000*	68 038*	150,000*	68 038*	150,000*	68 038*								
	14	4.27	74.3	45' 5"	13.84	143,400*	65 045*	143,400*	65 045*	73,600*	33 384*	52,400*	23 768*	149,400*	67 766*	149,400*	67 766*	149,400*	67 766*								
	15	4.57	72.8	45' 1"	13.75	135,600*	61 507*	135,600*	61 507*	71,400*	32 386*	49,500*	22 452*	141,200*	64 047*	141,200*	64 047*	141,200*	64 047*								
	16	4.88	71.3	44' 9"	13.65	128,600*	58 331*	128,600*	58 331*	68,100*	30 889*	46,800*	21 228*	133,900*	60 736*	133,900*	60 736*	133,900*	60 736*								
	17	5.18	69.8	44' 5"	13.54	122,200*	55 428*	122,200*	55 428*	62,600*	28 394*	44,300*	20 094*	127,300*	57 742*	127,300*	57 742*	127,300*	57 742*								
	18	5.49	68.2	44' 1"	13.43	116,500*	52 843*	116,500*	52 843*	57,900*	26 263*	41,100*	18 642*	121,200*	54 975*	121,200*	54 975*	121,200*	54 975*								
	19	5.79	66.7	43' 8"	13.30	109,300*	49 577*	109,300*	49 577*	53,800*	24 403*	38,100*	17 281*	115,800*	52 526*	115,800*	52 526*	115,800*	52 526*								
	20	6.10	65.1	43' 2"	13.16	103,000*	46 720*	103,000*	46 720*	50,200*	22 770*	35,500*	16 102*	110,700*	50 212*	110,700*	50 212*	110,700*	50 212*								
	25	7.62	56.9	40' 5"	12.32	79,700*	36 151*	79,700*	36 151*	37,300*	16 918*	26 100*	11 838*	87,300*	39 598*	84,200*	38 192*	84,200*	38 192*								
30	9.14	47.9	36' 7"	11.14	62,800*	28 485*	62,800*	28 485*	29,400*	13 335*	20,300*	9 207*	70,900*	32 159*	62,400*	28 304*	62,400*	28 304*									
35	10.67	37.3	31' 1"	9.49	49,600*	22 498*	49,600*	22 498*	24,000*	10 886*	16,400*	7 438*	58,500*	26 580*	49,300*	22 362*	49,300*	22 362*									
40	12.19	23.0	22' 6"	6.86	40,600*	18 415*	40,600*	18 415*	20,100*	9 117*	13,500*	6 123*	48,200*	21 863*	40,400*	18 325*	40,400*	18 325*									
50' (15.24 m)	12	3.66	79.8	56' 1"	17.10	150,000*	68 038*	150,000*	68 038*	78,300*	35 516*	59,400*	26 943*	150,000*	68 038*	150,000*	68 038*	150,000*	68 038*								
	13	3.96	78.7	55' 11"	17.05	150,000*	68 038*	150,000*	68 038*	75,700*	34 336*	55,600*	25 219*	150,000*	68 038*	150,000*	68 038*	150,000*	68 038*								
	14	4.27	77.5	55' 9"	16.98	143,200*	64 954*	143,200*	64 954*	73,400*	33 293*	52,300*	23 722*	149,100*	67 630*	149,100*	67 630*	149,100*	67 630*								
	15	4.57	76.3	55' 6"	16.91	135,300*	61 371*	135,300*	61 371*	71,200*	32 295*	49,400*	22 407*	140,900*	63 911*	140,900*	63 911*	140,900*	63 911*								
	16	4.88	75.1	55' 3"	16.83	128,400*	58 241*	128,400*	58 241*	68,300*	30 980*	46,700*	21 182*	133,700*	60 645*	133,700*	60 645*	133,700*	60 645*								
	17	5.18	73.9	54' 11"	16.75	122,000*	55 338*	122,000*	55 338*	62,800*	28 485*	44,200*	20 048*	127,100*	57 651*	127,100*	57 651*	127,100*	57 651*								
	18	5.49	72.7	54' 8"	16.66	116,300*	52 752*	116,300*	52 752*	58,100*	26 353*	41,300*	18 732*	121,000*	54 884*	121,000*	54 884*	121,000*	54 884*								
	19	5.79	71.5	54' 4"	16.56	109,300*	49 577*	109,300*	49 577*	53,900*	24 448*	38,300*	17 372*	115,600*	52 435*	115,600*	52 435*	115,600*	52 435*								
	20	6.10	70.3	54' 0"	16.45	103,000*	46 720*	103,000*	46 720*	50,300*	22 815*	35,600*	16 147*	110,600*	50 167*	110,600*	50 167*	110,600*	50 167*								
	25	7.62	64.1	51' 11"	15.81	79,700*	36 151*	79,700*	36 151*	37,500*	17 009*	26,300*	11 929*	87,300*	39 598*	84,500*	38 328*	84,500*	38 328*								
30	9.14	57.5	49' 1"	14.96	63,100*	28 621*	63,100*	28 621*	29,600*	13 426*	20,500*	9 298*	70,900*	32 159*	62,700*	28 440*	62,700*	28 440*									
35	10.67	50.5	45' 5"	13.86	49,800*	22 588*	49,800*	22 588*	24,200*	10 976*	16,600*	7 529*	58,900*	26 716*	49,600*	22 498*	49,600*	22 498*									
40	12.19	42.6	40' 9"	12.41	40,900*	18 551*	40,900*	18 551*	20,200*	9 162*	13,700*	6 274*	48,500*	21 999*	40,700*	18 461*	40,700*	18 461*									
50	15.24	20.5	24' 5"	7.44	29,700*	13 471*	29,700*	13 471*	14,900*	6 758*	9,800*	4 445*	35,400*	16 057*	29,600*	13 426*	29,600*	13 426*									
60' (18.29 m)	13	3.96	80.6	66' 1"	20.14	147,700*	66 995*	147,700*	66 995*	75,700*	34 336*	55,700*	25 265*	147,700*	66 995*	147,700*	66 995*	147,700*	66 995*								
	14	4.27	79.6	65' 11"	20.09	143,100*	64 909*	143,100*	64 909*	73,300*	33 248*	52,300*	23 722*	144,800*	65 680*	144,800*	65 680*	144,800*	65 680*								
	15	4.57	78.6	65' 9"	20.03	135,300*	61 371*	135,300*	61 371*	71,100*	32 250*	49,400*	22 407*	140,900*	63 911*	140,900*	63 911*	140,900*	63 911*								
	16	4.88	77.7	65' 6"	19.97	128,300*	58 195*	128,300*	58 195*	68,400*	31 025*	46,700*	21 182*	133,700*	60 645*	133,700*	60 645*	133,700*	60 645*								
	17	5.18	76.7	65' 3"	19.90	121,900*	55 292*	121,900*	55 292*	63,200*	28 667*	44,300*	20 094*	127,000*	57 606*	127,000*	57 606*	127,000*	57 606*								
	18	5.49	75.7	65' 0"	19.82	116,200*	52 707*	116,200*	52 707*	58,400*	26 489*	41,700*	18 914*	121,000*	54 884*	121,000*	54 884*	121,000*	54 884*								
	19	5.79	74.7	64' 9"	19.74	109,500*	49 668*	109,500*	49 668*	54,300*	24 630*	38,600*	17 508*	115,600*	52 435*	115,600*	52 435*	115,600*	52 435*								
	20	6.10	73.7	64' 6"	19.66	103,200*	46 810*	103,200*	46 810*	50,600*	22 951*	36,000*	16 329*	110,500*	50 121*	110,500*	50 121*	110,500*	50 121*								
	25	7.62	68.7	62' 9"	19.14	79,900*	36 242*	79,900*	36 242*	37,700*	17 100*	26,500*	12 020*	87,400*	39 643*	85,000*	38 555*	85,000*	38 555*								
	30	9.14	63.4	60' 7"	18.46	63,500*	28 803*	63,500*	28 803*	29,800*	11 522*	20,700*	9 389*	71,000*	32 205*	63,100*	28 621*	63,100*	28 621*								
35	10.67	58.0	57' 9"	17.60	50,100*	22 724*	50,100*	22 724*	24,300*	10 577*	16,700*	7 574*	59,200*	26 852*	49,900*	22 634*	49,900*	22 634*									
40	12.19	52.1	54' 3"	16.54	41,200*	18 688*	41,200*	18 688*	20,400*	9 253*	13,900*	6 304*	48,800*	22 735*	41,000*	18 597*	41,000*	18 597*									
50	15.24	38.7	44' 5"	13.53	30,000*	13 607*	30,000*	13 607*	15,100*	6 849*	10,000*	4 535*	35,600*	16 147*	29,800*	13 517*	29,800*	13 517*									
60	18.29	18.7	26' 2"	7.97	23,100*	10 477*	23,100*	10 477*	11,606*	5 264*	7,400*	3 356*	27,700*	12 564*	23,000*	10 432*	23,000*	10 432*									

☉☉☉ — Refer to page 6.

GENERAL INFORMATION ONLY



HC-138A open throat boom				"A" upper & "A" bumper counterweights												"AB" upper & "A" bumper counterweights											
Length	Radius		Angle	Boom point height		On outriggers				On tires (static)				On outriggers only				On tires (static)				On outriggers only					
	Feet	meters		Feet	meters	Pounds	kilograms	Over rear	Over side and 360° swing	Pounds	kilograms	Over rear	Over side	Pounds	kilograms	Over rear	Over side and 360° swing	Pounds	kilograms	Over rear	Over side	Pounds	kilograms	Over rear	Over side and 360° swing	Pounds	kilograms
70' (21.34 m)	15	4.57	80.3	75' 11"	23.13	128,800*	58,422*	70,700*	32,068*	49,200*	22,316*	128,800*	58,422*	70,700*	32,068*	49,200*	22,316*	128,800*	58,422*	70,700*	32,068*	49,200*	22,316*	128,800*	58,422*	70,700*	32,068*
	16	4.88	79.4	75' 9"	23.08	126,300*	57,288*	68,100*	30,889*	46,500*	21,092*	126,300*	57,288*	68,100*	30,889*	46,500*	21,092*	126,300*	57,288*	68,100*	30,889*	46,500*	21,092*	126,300*	57,288*	68,100*	30,889*
	17	5.18	78.6	75' 6"	23.02	121,500*	55,111*	63,200*	28,667*	44,000*	19,958*	121,500*	55,111*	63,200*	28,667*	44,000*	19,958*	121,500*	55,111*	63,200*	28,667*	44,000*	19,958*	121,500*	55,111*	63,200*	28,667*
	18	5.49	77.8	75' 4"	22.95	115,900*	52,571*	58,400*	26,489*	41,600*	18,869*	115,900*	52,571*	58,400*	26,489*	41,600*	18,869*	115,900*	52,571*	58,400*	26,489*	41,600*	18,869*	115,900*	52,571*	58,400*	26,489*
	19	5.79	76.9	75' 1"	22.89	109,300*	49,577*	54,200*	24,584*	38,600*	17,508*	109,300*	49,577*	54,200*	24,584*	38,600*	17,508*	109,300*	49,577*	54,200*	24,584*	38,600*	17,508*	109,300*	49,577*	54,200*	24,584*
	20	6.10	76.1	74' 10"	22.81	102,900*	46,674*	50,600*	22,951*	35,900*	16,283*	102,900*	46,674*	50,600*	22,951*	35,900*	16,283*	102,900*	46,674*	50,600*	22,951*	35,900*	16,283*	102,900*	46,674*	50,600*	22,951*
	25	7.62	71.8	73' 5"	22.37	79,700*	36,151*	70,100*	17,055*	26,500*	12,020*	79,700*	36,151*	70,100*	17,055*	26,500*	12,020*	79,700*	36,151*	70,100*	17,055*	26,500*	12,020*	79,700*	36,151*	70,100*	17,055*
	30	9.14	67.5	71' 7"	21.81	63,500*	28,803*	51,800*	13,471*	20,600*	9,344*	63,500*	28,803*	51,800*	13,471*	20,600*	9,344*	63,500*	28,803*	51,800*	13,471*	20,600*	9,344*	63,500*	28,803*	51,800*	13,471*
	35	10.67	63.0	69' 3"	21.11	50,100*	22,724*	40,800*	11,022*	16,600*	7,529*	50,100*	22,724*	40,800*	11,022*	16,600*	7,529*	50,100*	22,724*	40,800*	11,022*	16,600*	7,529*	50,100*	22,724*	40,800*	11,022*
	40	12.19	58.3	66' 5"	20.25	41,200*	18,688*	33,400*	9,207*	13,800*	6,259*	41,200*	18,688*	33,400*	9,207*	13,800*	6,259*	41,200*	18,688*	33,400*	9,207*	13,800*	6,259*	41,200*	18,688*	33,400*	9,207*
50	15.24	48.0	58' 11"	17.96	30,000*	13,607*	24,100*	6,849*	9,900*	4,490*	30,000*	13,607*	24,100*	6,849*	9,900*	4,490*	30,000*	13,607*	24,100*	6,849*	9,900*	4,490*	30,000*	13,607*	24,100*	6,849*	
60	18.29	35.7	47' 9"	14.56	23,200*	10,523*	18,500*	5,261*	7,400*	3,356*	23,200*	10,523*	18,500*	5,261*	7,400*	3,356*	23,200*	10,523*	18,500*	5,261*	7,400*	3,356*	23,200*	10,523*	18,500*	5,261*	
70	21.34	17.3	27' 9"	8.45	18,600*	8,436*	14,700*	4,173*	5,600*	2,540*	18,600*	8,436*	14,700*	4,173*	5,600*	2,540*	18,600*	8,436*	14,700*	4,173*	5,600*	2,540*	18,600*	8,436*	14,700*	4,173*	
80	24.38	16.2	29' 2"	8.90	15,300*	6,939*	11,900*	3,311*	4,200*	2,100*	15,300*	6,939*	11,900*	3,311*	4,200*	2,100*	15,300*	6,939*	11,900*	3,311*	4,200*	2,100*	15,300*	6,939*	11,900*	3,311*	
16	4.88	80.8	85' 10"	26.17	114,600*	51,981*	67,800*	30,753*	46,200*	20,955*	114,600*	51,981*	67,800*	30,753*	46,200*	20,955*	114,600*	51,981*	67,800*	30,753*	46,200*	20,955*	114,600*	51,981*	67,800*	30,753*	
17	5.18	80.0	85' 8"	26.12	112,600*	51,074*	63,100*	28,621*	43,700*	19,827*	112,600*	51,074*	63,100*	28,621*	43,700*	19,827*	112,600*	51,074*	63,100*	28,621*	43,700*	19,827*	112,600*	51,074*	63,100*	28,621*	
18	5.49	79.3	85' 6"	26.06	110,400*	50,076*	58,300*	26,444*	41,500*	18,824*	110,400*	50,076*	58,300*	26,444*	41,500*	18,824*	110,400*	50,076*	58,300*	26,444*	41,500*	18,824*	110,400*	50,076*	58,300*	26,444*	
19	5.79	78.6	85' 4"	26.00	108,400*	49,169*	54,100*	24,539*	38,500*	17,463*	108,400*	49,169*	54,100*	24,539*	38,500*	17,463*	108,400*	49,169*	54,100*	24,539*	38,500*	17,463*	108,400*	49,169*	54,100*	24,539*	
20	6.10	77.9	85' 1"	25.94	102,700*	46,563*	50,500*	22,906*	35,800*	16,238*	102,700*	46,563*	50,500*	22,906*	35,800*	16,238*	102,700*	46,563*	50,500*	22,906*	35,800*	16,238*	102,700*	46,563*	50,500*	22,906*	
25	7.62	74.2	83' 10"	25.56	79,400*	36,075*	70,100*	17,009*	26,400*	11,974*	79,400*	36,075*	70,100*	17,009*	26,400*	11,974*	79,400*	36,075*	70,100*	17,009*	26,400*	11,974*	79,400*	36,075*	70,100*	17,009*	
30	9.14	70.4	82' 3"	25.07	63,500*	28,803*	51,800*	13,426*	20,500*	9,298*	63,500*	28,803*	51,800*	13,426*	20,500*	9,298*	63,500*	28,803*	51,800*	13,426*	20,500*	9,298*	63,500*	28,803*	51,800*	13,426*	
35	10.67	66.6	80' 4"	24.47	50,000*	22,679*	40,800*	10,931*	16,600*	7,529*	50,000*	22,679*	40,800*	10,931*	16,600*	7,529*	50,000*	22,679*	40,800*	10,931*	16,600*	7,529*	50,000*	22,679*	40,800*	10,931*	
40	12.19	62.6	77' 11"	23.75	41,100*	18,642*	33,300*	9,162*	13,700*	6,214*	41,100*	18,642*	33,300*	9,162*	13,700*	6,214*	41,100*	18,642*	33,300*	9,162*	13,700*	6,214*	41,100*	18,642*	33,300*	9,162*	
50	15.24	54.2	71' 9"	21.87	29,900*	13,562*	24,100*	6,803*	9,800*	4,445*	29,900*	13,562*	24,100*	6,803*	9,800*	4,445*	29,900*	13,562*	24,100*	6,803*	9,800*	4,445*	29,900*	13,562*	24,100*	6,803*	
60	18.29	44.7	63' 2"	19.26	23,100*	10,477*	18,400*	5,216*	7,300*	3,311*	23,100*	10,477*	18,400*	5,216*	7,300*	3,311*	23,100*	10,477*	18,400*	5,216*	7,300*	3,311*	23,100*	10,477*	18,400*	5,216*	
70	21.34	33.3	50' 10"	15.51	18,500*	8,391*	14,700*	4,127*	5,500*	2,494*	18,500*	8,391*	14,700*	4,127*	5,500*	2,494*	18,500*	8,391*	14,700*	4,127*	5,500*	2,494*	18,500*	8,391*	14,700*	4,127*	
80	24.38	16.2	29' 2"	8.90	15,300*	6,939*	11,900*	3,311*	4,200*	2,100*	15,300*	6,939*	11,900*	3,311*	4,200*	2,100*	15,300*	6,939*	11,900*	3,311*	4,200*	2,100*	15,300*	6,939*	11,900*	3,311*	
18	5.49	80.5	95' 8"	29.16	101,200*	45,903*	58,200*	26,399*	41,200*	18,688*	101,200*	45,903*	58,200*	26,399*	41,200*	18,688*	101,200*	45,903*	58,200*	26,399*	41,200*	18,688*	101,200*	45,903*	58,200*	26,399*	
19	5.79	79.9	95' 6"	29.11	98,600*	44,724*	54,000*	24,493*	38,400*	17,417*	98,600*	44,724*	54,000*	24,493*	38,400*	17,417*	98,600*	44,724*	54,000*	24,493*	38,400*	17,417*	98,600*	44,724*	54,000*	24,493*	
20	6.10	79.2	95' 4"	29.05	96,900*	43,953*	50,400*	22,861*	35,700*	16,193*	96,900*	43,953*	50,400*	22,861*	35,700*	16,193*	96,900*	43,953*	50,400*	22,861*	35,700*	16,193*	96,900*	43,953*	50,400*	22,861*	
25	7.62	76.0	94' 3"	28.72	79,200*	35,924*	37,400*	16,964*	26,300*	11,929*	79,200*	35,924*	37,400*	16,964*	26,300*	11,929*	79,200*	35,924*	37,400*	16,964*	26,300*	11,929*	79,200*	35,924*	37,400*	16,964*	
30	9.14	72.7	92' 10"	28.29	63,400*	28,757*	29,500*	13,380*	20,400*	9,253*	63,400*	28,757*	29,500*	13,380*	20,400*	9,253*	63,400*	28,757*	29,500*	13,380*	20,400*	9,253*	63,400*	28,757*	29,500*	13,380*	
35	10.67	69.3	91' 1"	27.76	50,100*	22,724*	24,000*	10,886*	16,500*	7,484*	50,100*	22,724*	24,000*	10,886*	16,500*	7,484*	50,100*	22,724*	24,000*	10,886*	16,500*	7,484*	50,100*	22,724*	24,000*	10,886*	
40	12.19	65.8	89' 0"	27.13	41,000*	18,597*	20,100*	9,117*	13,600*	6,168*	41,000*	18,597*	20,100*	9,117*	13,600*	6,168*	41,000*	18,597*	20,100*	9,117*	13,600*	6,168*	41,000*	18,597*	20,100*	9,117*	
50	15.24	58.6	83' 9"	25.53	29,800*	13,517*	24,000*	6,713*	9,700*	4,399*	29,800*	13,517*	24,000*	6,713*	9,700*	4,399*	29,800*	13,517*	24,000*	6,713*	9,700*	4,399*	29,800*	13,517*	24,000*	6,713*	
60	18.29	50.8	76' 8"	23.37	23,000*	10,432*	18,300*	5,170*	7,200*	3,265*	23,000*	10,432*	18,300*	5,170*	7,200*	3,265*	23,000*	10,432*	18,300*	5,170*	7,200*	3,265*	23,000*	10,432*	18,300*	5,170*	
70	21.34	42.0	67' 2"	20.48	18,400*	8,346*	14,600*	4,082*	5,400*	2,449*	18,400*	8,346*	14,600*	4,082*	5,400*	2,449*	18,400*	8,346*	14,600*	4,082*	5,400*	2,449*	18,400*	8,346*	14,600*	4,082*	
80																											



Length	H38A open throat boom				"A" upper & "A" bumper counterweights				"AB" upper & "A" bumper counterweights						
	Radius		Boom point height		On outriggers		On tires (static)		On outriggers only		On tires (static)		On outriggers only		
	Feet	meters	Angle Degrees	Feet	meters	Over rear Pounds	Over rear kilograms	Over side and 360° swing Pounds	Over side and 360° swing kilograms	Over rear Pounds	Over rear kilograms	Over side and 360° swing Pounds	Over side and 360° swing kilograms	Over rear Pounds	Over rear kilograms
110' (33.53 m)	25	7.62	78.6	114' 9"	34.96	75,300*	34,155*	70,000	31,751	16,828	11,793	26,000	11,793	75,300*	34,155*
	30	9.14	75.9	113' 7"	34.62	63,200	28,667	51,600	23,405	13,199	9,117	20,100	9,117	62,900	28,530
	35	10.67	73.2	112' 2"	34.20	49,800	22,588	40,500	18,370	10,750	7,348	16,200	7,348	58,000*	26,308*
	40	12.19	70.4	110' 7"	33.70	40,800	18,506	33,100	15,013	8,935	6,032	13,300	6,032	48,400	21,953
	50	15.24	64.8	106' 5"	32.44	29,600	13,426	23,700	10,750	6,577	4,263	9,400	4,263	35,100	15,921
	60	18.29	58.9	101' 1"	30.81	22,700	10,296	18,000	8,164	5,034	3,129	6,900	3,129	22,600	10,251
	70	21.34	52.6	94' 3"	28.73	18,200	8,255	14,300	6,486	4,261	2,313	5,100	2,313	18,000	8,164
	80	24.38	45.7	85' 7"	26.10	15,000	6,803	11,600	5,261	3,129	1,723	3,800	1,723	14,900	6,758
	90	27.43	37.9	74' 5"	22.69	12,500	5,669	9,600	4,354	2,494	1,270	2,800	1,270	12,400	5,624
	100	30.48	28.3	59' 1"	18.01	10,600	4,808	8,000	3,628	2,041	907	2,000	907	10,500	4,762
	110	33.53	13.8	33' 1"	10.09	9,000	4,082	6,700	3,039	1,632	—	2,000	—	11,300	5,125
120' (36.58 m)	25	7.62	79.5	124' 11"	38.07	69,200*	31,388*	69,200*	31,388*	16,737	11,702	25,800	11,702	69,200*	31,388*
	30	9.14	77.1	123' 10"	37.75	63,100	28,621	51,500	23,360	13,154	9,026	19,900	9,026	62,800	28,485
	35	10.67	74.6	122' 7"	37.37	49,700	22,543	40,400	18,325	10,859	7,257	16,000	7,257	57,000*	25,854*
	40	12.19	72.1	121' 1"	36.91	40,700	18,461	33,000	14,968	8,845	5,942	13,100	5,942	48,200	21,863
	50	15.24	67.0	117' 5"	35.78	29,400	13,335	23,500	10,659	6,486	4,173	9,200	4,173	35,000	15,875
	60	18.29	61.7	112' 7"	34.32	22,600	10,251	17,900	8,179	4,944	3,039	6,700	3,039	27,100	12,292
	70	21.34	56.2	106' 7"	32.48	18,000	8,164	14,200	6,441	3,855	2,222	4,900	2,222	21,800	9,888
	80	24.38	50.2	99' 1"	30.20	14,800	6,713	11,500	5,216	3,039	1,632	3,600	1,632	18,000	8,164
	90	27.43	43.6	89' 9"	27.35	12,300	5,579	9,400	4,263	2,449	1,179	2,600	1,179	15,200	6,894
	100	30.48	36.2	77' 9"	23.71	10,400	4,717	7,800	3,538	2,449	—	2,600	—	13,000	5,896
	110	33.53	27.1	61' 7"	18.76	8,900	4,036	6,500	2,948	1,542	—	—	—	11,200	5,080
120	36.58	13.2	34' 3"	10.45	7,600	3,447	5,500	2,494	1,224	—	—	—	9,700	4,399	
130' (39.62 m)	25	7.62	80.3	135' 1"	41.16	62,700*	28,440*	62,700*	28,440*	16,646	11,611	25,600	11,611	62,700*	28,440*
	30	9.14	78.1	134' 1"	40.87	58,500*	26,535*	51,400	23,314	13,063	8,935	19,700	8,935	58,500*	26,535*
	35	10.67	75.8	132' 11"	40.52	49,600	22,498	40,200	18,234	10,568	7,166	15,800	7,166	52,600*	23,858*
	40	12.19	73.5	131' 7"	40.10	40,500	18,370	32,800	14,877	8,754	5,851	12,900	5,851	46,500*	21,092*
	50	15.24	68.9	128' 2"	39.07	29,300	13,290	23,400	10,614	6,395	4,082	9,000	4,082	34,800	15,785
	60	18.29	64.1	123' 10"	37.74	22,400	10,160	17,700	8,028	4,853	2,948	6,500	2,948	27,000	12,246
	70	21.34	59.1	118' 5"	36.09	17,800	8,073	14,000	6,350	3,764	2,131	4,700	2,131	21,600	9,797
	80	24.38	53.8	111' 9"	34.07	14,600	6,622	11,300	5,125	2,358	1,542	3,400	1,542	17,800	8,073
	90	27.43	48.1	103' 8"	31.59	12,200	5,533	9,200	4,473	2,358	1,088	2,400	1,088	15,000	6,803
	100	30.48	41.9	93' 8"	28.54	10,300	4,672	7,600	3,447	1,859	—	—	—	12,800	5,805
	110	33.53	34.7	81' 0"	24.68	8,700	3,946	6,400	3,200	1,451	—	—	—	11,000	4,989
120	36.58	26.0	63' 11"	19.48	7,400	3,356	5,300	2,404	1,133	—	—	—	9,500	4,309	
130	39.62	12.7	35' 5"	10.80	6,400	2,902	4,400	1,995	—	—	—	—	8,300	3,764	
140' (42.67 m)	30	9.14	79.0	144' 4"	43.98	53,900*	24,448*	51,200	23,223	12,972	8,845	19,500	8,845	53,900*	24,448*
	35	10.67	76.9	143' 3"	43.66	47,700*	21,636*	40,100	18,189	10,477	7,076	15,600	7,076	47,700*	21,636*
	40	12.19	74.7	142' 0"	43.27	40,300	18,279	32,700	14,832	8,663	5,760	12,700	5,760	43,000*	19,504*
	50	15.24	70.5	138' 10"	42.32	29,100	13,199	23,200	10,523	6,304	3,991	8,800	3,991	34,600	15,694
	60	18.29	66.0	134' 10"	41.10	22,200	10,069	17,500	7,937	4,762	2,857	6,300	2,857	26,800	12,156
	70	21.34	61.5	129' 11"	39.60	17,600	7,983	13,800	6,259	3,674	2,041	4,500	2,041	21,400	9,706
	80	24.38	56.7	123' 11"	37.77	14,500	6,577	11,100	5,034	2,857	1,451	3,200	1,451	17,600	7,983
	90	27.43	51.7	116' 9"	35.58	12,000	5,443	9,100	4,127	2,267	997	2,200	997	14,900	6,758
	100	30.48	46.2	108' 0"	32.92	10,100	4,591	7,500	3,401	1,769	—	—	—	12,600	5,715
	110	33.53	40.3	97' 5"	29.68	8,500	3,855	6,200	2,812	1,360	—	—	—	10,800	4,898
	120	36.58	33.4	84' 0"	25.61	7,300	3,311	5,100	2,313	1,043	—	—	—	9,300	4,218
130	39.62	25.0	66' 2"	20.17	6,200	2,812	4,200	1,905	704	—	—	—	8,100	3,674	
140	42.67	12.2	36' 6"	11.73	5,300	2,404	3,500	1,587	—	—	—	—	7,100	3,220	
150' (45.72 m)	30	9.14	79.7	154' 6"	47.09	48,800*	22,135*	48,800*	22,135*	—	—	—	—	48,800*	22,135*
	35	10.67	77.7	153' 6"	46.78	44,200*	20,048*	40,000	18,143	—	—	—	—	44,200*	20,048*
	40	12.19	75.8	152' 4"	46.42	40,000*	18,143*	32,600	14,787	—	—	—	—	40,000*	18,143*
	50	15.24	71.8	149' 5"	45.54	28,900	13,108	23,000	10,432	—	—	—	—	32,000*	14,514*
	60	18.29	67.7	145' 9"	44.41	22,000	9,979	17,300	7,847	—	—	—	—	26,800	12,065
	70	21.34	63.5	141' 2"	43.03	17,400	7,892	13,600	6,168	—	—	—	—	21,200	9,616
80	24.38	59.2	135' 9"	41.37	14,300	6,486	10,900	4,944	—	—	—	—	17,400	7,892	

© — Refer to page 6.

GENERAL INFORMATION ONLY



HC-138A open throat boom				"A" upper & "A" bumper counterweights						"AB" upper & "A" bumper counterweights							
Length	Radius		Boom point height	On outriggers			On tires (static)			On outriggers only			On outriggers only				
	Feet	meters		Over rear	Over side and 360° swing	Over rear	Over side	Over rear	Over side	Pounds	Kilograms	Pounds	Kilograms	Pounds	Kilograms		
150' (45.72 m)	90	27.43	129' 3"	39.38	11,800	5,352	8,800	3,991	14,600	6,622	11,700	5,307	12,400	5,624	11,700	5,307	
	100	30.48	121' 5"	37.02	9,900	4,490	7,200	3,265	10,800	4,808	9,800	4,445	10,600	4,808	9,800	4,445	
	110	33.53	112' 2"	34.20	8,300	3,764	6,000	2,721	9,000	4,080	8,000	3,719	8,800	4,000	7,900	3,583	
	120	36.58	101' 0"	30.78	7,000	3,175	4,900	2,222	7,900	3,583	7,000	3,175	7,900	3,583	7,000	3,175	
	130	39.62	87' 0"	26.51	6,000	2,721	4,000	1,814	6,800	3,084	6,000	2,721	6,800	3,084	6,000	2,721	
	140	42.67	74' 4"	20.83	5,100	2,313	3,300	1,496	5,900	2,676	5,100	2,313	5,900	2,676	5,100	2,313	
	150	45.72	63' 7"	11.45	4,300	1,950	2,600	1,179	4,800	2,177	4,300	1,950	4,800	2,177	4,300	1,950	
	30	9.14	164' 8"	50.18	43,800*	19,867*	43,800*	19,867*	43,800*	19,867*	43,800*	19,867*	19,867*	43,800*	19,867*	43,800*	19,867*
	35	10.67	163' 8"	49.90	40,700*	18,461*	39,800	18,052	40,700*	18,461*	40,700*	18,461*	40,700*	18,461*	40,700*	18,461*	40,700*
	40	12.19	162' 7"	49.56	36,900*	16,737*	32,400	14,696	36,900*	16,737*	36,900*	16,737*	36,900*	16,737*	36,900*	16,737*	36,900*
50	15.24	159' 11"	48.74	28,700	13,018	22,900	10,987	28,700	13,018	28,700	13,018	28,700	13,018	28,700	13,018	28,700	
60	18.29	156' 6"	47.69	21,800	9,888	17,100	7,756	21,800	9,888	21,800	9,888	21,800	9,888	21,800	9,888	21,800	
70	21.34	152' 3"	46.41	17,200	7,801	13,500	6,123	17,200	7,801	20,700*	9,389*	17,100	7,756	17,100	7,756	17,100	
80	24.38	147' 3"	44.88	14,100	6,395	10,700	4,853	14,100	6,395	17,600*	7,983*	14,000	6,350	14,000	6,350	14,000	
90	27.43	141' 3"	43.06	11,600	5,261	8,700	3,946	11,600	5,261	14,300*	6,486*	11,500	5,216	11,500	5,216	11,500	
100	30.48	134' 3"	40.93	9,700	4,399	7,100	3,220	9,700	4,399	12,300*	5,579*	9,600	4,354	9,600	4,354	9,600	
110	33.53	126' 0"	38.41	8,100	3,674	5,800	2,630	8,100	3,674	10,400	4,717	8,100	3,674	8,100	3,674	8,100	
120	36.58	116' 3"	35.42	6,900	3,129	4,700	2,131	6,900	3,129	8,900	4,036	6,800	3,084	6,800	3,084	6,800	
130	39.62	104' 5"	31.83	5,800	2,630	3,800	1,723	5,800	2,630	7,700	3,492	5,700	2,585	5,700	2,585	5,700	
140	42.67	89' 10"	27.38	4,900	2,222	3,100	1,406	4,900	2,222	6,700	3,039	4,800	2,177	4,800	2,177	4,800	
150	45.72	70' 6"	21.48	4,100	1,859	2,400	1,088	4,100	1,859	5,800	2,630	4,100	1,859	4,100	1,859	4,100	
160	48.77	58' 7"	11.76	3,500	1,587	—	—	3,500	1,587	5,000	2,267	3,400	1,542	3,400	1,542	3,400	
30	9.14	174' 9"	53.27	39,400*	17,871*	39,400*	17,871*	39,400*	17,871*	39,400*	17,871*	39,400*	17,871*	39,400*	17,871*	39,400*	
35	10.67	173' 11"	53.00	36,300*	16,465*	36,300*	16,465*	36,300*	16,465*	36,300*	16,465*	36,300*	16,465*	36,300*	16,465*	36,300*	
40	12.19	172' 10"	52.69	32,100*	14,560*	32,100*	14,560*	32,100*	14,560*	32,100*	14,560*	32,100*	14,560*	32,100*	14,560*	32,100*	
50	15.24	170' 4"	51.91	27,100*	12,292*	27,100*	12,292*	27,100*	12,292*	27,100*	12,292*	27,100*	12,292*	27,100*	12,292*	27,100*	
60	18.29	167' 1"	50.94	21,700	9,842	17,000	7,711	21,700	9,842	22,800*	10,341*	21,500	9,752	21,500	9,752	21,500	
70	21.34	163' 3"	49.75	17,000	7,711	13,300	6,032	17,000	7,711	19,300*	8,754*	16,900	7,665	16,900	7,665	16,900	
80	24.38	158' 7"	48.32	13,900	6,304	10,500	4,762	13,900	6,304	15,600*	7,076*	13,800	6,259	13,800	6,259	13,800	
90	27.43	153' 1"	46.65	11,400	5,170	8,500	3,855	11,400	5,170	13,400*	6,078*	11,300	5,125	11,300	5,125	11,300	
100	30.48	146' 8"	44.69	9,500	4,309	6,900	3,129	9,500	4,309	11,500*	5,216*	9,400	4,263	9,400	4,263	9,400	
110	33.53	139' 2"	42.41	7,900	3,583	5,600	2,540	7,900	3,583	10,100*	4,581*	7,900	3,583	7,900	3,583	7,900	
120	36.58	130' 5"	39.74	6,700	3,039	4,500	2,041	6,700	3,039	8,700	3,946	6,600	2,993	6,600	2,993	6,600	
130	39.62	120' 1"	36.61	5,600	2,540	3,600	1,632	5,600	2,540	7,500	3,401	5,500	2,494	5,500	2,494	5,500	
140	42.67	107' 9"	32.85	4,700	2,131	2,900	1,315	4,700	2,131	6,500	2,948	4,600	2,086	4,600	2,086	4,600	
150	45.72	92' 7"	28.22	3,900	1,769	2,300	1,043	3,900	1,769	5,600	2,540	3,900	1,769	3,900	1,769	3,900	
160	48.77	72' 6"	22.10	3,300	1,496	—	—	3,300	1,496	4,800	2,177	3,200	1,451	3,200	1,451	3,200	
170	51.82	59' 7"	12.06	2,700	1,224	—	—	2,700	1,224	4,100	1,859	2,600	1,179	2,600	1,179	2,600	
35	10.67	184' 1"	56.10	31,000*	14,061*	31,000*	14,061*	31,000*	14,061*	31,000*	14,061*	31,000*	14,061*	31,000*	14,061*	31,000*	
40	12.19	183' 1"	55.81	28,600*	12,972*	28,600*	12,972*	28,600*	12,972*	28,600*	12,972*	28,600*	12,972*	28,600*	12,972*	28,600*	
50	15.24	180' 8"	55.08	23,700*	10,750*	23,700*	10,750*	23,700*	10,750*	23,700*	10,750*	23,700*	10,750*	23,700*	10,750*	23,700*	
60	18.29	177' 8"	54.16	20,000*	9,071*	20,000*	9,071*	20,000*	9,071*	20,000*	9,071*	20,000*	9,071*	20,000*	9,071*	20,000*	
70	21.34	174' 0"	53.05	15,900*	7,212*	15,900*	7,212*	15,900*	7,212*	15,900*	7,212*	15,900*	7,212*	15,900*	7,212*	15,900*	
80	24.38	169' 8"	51.72	13,700*	6,214*	13,700*	6,214*	13,700*	6,214*	13,700*	6,214*	13,700*	6,214*	13,700*	6,214*	13,700*	
90	27.43	164' 7"	50.16	11,200	5,080	8,300	3,764	11,200	5,080	11,700*	5,307*	11,100	5,034	11,100	5,034	11,100	
100	30.48	158' 8"	48.35	9,300	4,218	6,700	3,039	9,300	4,218	10,300*	4,672*	9,200	4,173	9,200	4,173	9,200	
110	33.53	151' 9"	46.26	7,700	3,492	5,400	2,449	7,700	3,492	8,800*	3,991*	7,700	3,492	7,700	3,492	7,700	
120	36.58	143' 10"	43.84	6,500	2,948	4,300	1,950	6,500	2,948	7,700*	3,492*	6,400	2,902	6,400	2,902	6,400	
130	39.62	134' 7"	41.03	5,400	2,449	3,400	1,542	5,400	2,449	6,900*	3,129*	5,300	2,404	5,300	2,404	5,300	
140	42.67	123' 10"	37.75	4,500	2,041	2,700	1,224	4,500	2,041	6,100*	2,766*	4,400	1,995	4,400	1,995	4,400	
150	45.72	111' 0"	33.84	3,700	1,678	2,000	907	3,700	1,678	5,400*	2,449*	3,700	1,678	3,700	1,678	3,700	
160	48.77	95' 3"	29.03	3,100	1,406	—	—	3,100	1,406	4,600	2,086	3,000	1,360	3,000	1,360	3,000	
170	51.82	74' 6"	22.70	2,500	1,133	—	—	2,500	1,133	3,900	1,769	2,400	1,088	2,400	1,088	2,400	
180	54.86	60' 6"	12.35	2,000	907	—	—	2,000	907	3,300	1,496	—	—	3,300	1,496	—	

Not applicable

(continued)

GENERAL INFORMATION ONLY

Refer to page 6.



38A open throat boom			"A" upper & "A" bumper counterweights				"AB" upper & "A" bumper counterweights								
Length	Radius		Boom point height		On outriggers				On tires (static)						
	Feet	meters	Feet	meters	Pounds	kilograms	Over side and 360° swing	Pounds	kilograms	Over rear	kilograms	Over side and 360° swing	Pounds	kilograms	
190' (57.91 m)	35	10.67	194' 3"	59.20	27,700*	12,564*	12,564*	27,700*	12,564*	12,564*	27,700*	12,564*	27,700*	12,564*	
	40	12.19	193' 4"	58.92	25,300*	11,475*	11,475*	25,300*	11,475*	11,475*	25,300*	11,475*	25,300*	11,475*	
	50	15.24	191' 0"	58.23	21,200*	9,616*	9,616*	21,200*	9,616*	9,616*	21,200*	9,616*	21,200*	9,616*	
	60	18.29	188' 2"	57.36	17,800*	8,073*	8,073*	17,800*	8,073*	8,073*	17,800*	8,073*	17,800*	8,073*	
	70	21.34	184' 9"	56.31	14,100*	6,395*	6,395*	14,100*	6,395*	6,395*	14,100*	6,395*	14,100*	6,395*	
	80	24.38	180' 8"	55.07	12,100*	5,488*	5,488*	12,100*	5,488*	5,488*	12,100*	5,488*	12,100*	5,488*	
	90	27.43	175' 11"	53.61	10,400*	4,717*	4,717*	10,400*	4,717*	4,717*	10,400*	4,717*	10,400*	4,717*	
	100	30.48	170' 4"	51.93	8,900*	4,036*	4,036*	8,900*	4,036*	4,036*	8,900*	4,036*	8,900*	4,036*	
	110	33.53	164' 0"	49.99	7,500*	3,401*	3,401*	7,500*	3,401*	3,401*	7,500*	3,401*	7,500*	3,401*	
	120	36.58	156' 9"	47.77	6,300*	2,857*	2,857*	6,300*	2,857*	2,857*	6,300*	2,857*	6,300*	2,857*	
	130	39.62	148' 4"	45.22	5,200*	2,358*	2,358*	5,200*	2,358*	2,358*	5,200*	2,358*	5,200*	2,358*	
	140	42.67	138' 9"	42.28	4,300*	1,950*	1,950*	4,300*	1,950*	1,950*	4,300*	1,950*	4,300*	1,950*	
	150	45.72	127' 6"	38.86	3,500*	1,587*	1,587*	3,500*	1,587*	1,587*	3,500*	1,587*	3,500*	1,587*	
	160	48.77	114' 2"	34.79	2,900*	1,315*	1,315*	2,900*	1,315*	1,315*	2,900*	1,315*	2,900*	1,315*	
	170	51.82	97' 10"	29.82	2,300*	1,043*	1,043*	2,300*	1,043*	1,043*	2,300*	1,043*	2,300*	1,043*	
	180	54.86	76' 5"	23.29	—	—	—	—	—	—	—	—	—	—	
	190	57.91	41' 5"	12.63	—	—	—	—	—	—	—	—	—	—	
	200' (60.96 m)	35	10.67	204' 4"	62.29	24,800*	11,249*	11,249*	24,800*	11,249*	11,249*	24,800*	11,249*	24,800*	11,249*
		40	12.19	203' 6"	62.02	22,700*	10,296*	10,296*	22,700*	10,296*	10,296*	22,700*	10,296*	22,700*	10,296*
50		15.24	201' 4"	61.37	18,900*	8,572*	8,572*	18,900*	8,572*	8,572*	18,900*	8,572*	18,900*	8,572*	
60		18.29	198' 8"	60.55	14,800*	6,713*	6,713*	14,800*	6,713*	6,713*	14,800*	6,713*	14,800*	6,713*	
70		21.34	195' 5"	59.56	12,500*	5,669*	5,669*	12,500*	5,669*	5,669*	12,500*	5,669*	12,500*	5,669*	
80		24.38	191' 7"	58.39	10,700*	4,853*	4,853*	10,700*	4,853*	4,853*	10,700*	4,853*	10,700*	4,853*	
90		27.43	187' 1"	57.02	9,200*	4,173*	4,173*	9,200*	4,173*	4,173*	9,200*	4,173*	9,200*	4,173*	
100		30.48	181' 11"	55.44	7,900*	3,583*	3,583*	7,900*	3,583*	3,583*	7,900*	3,583*	7,900*	3,583*	
110		33.53	176' 0"	53.64	6,900*	3,129*	3,129*	6,900*	3,129*	3,129*	6,900*	3,129*	6,900*	3,129*	
120		36.58	169' 3"	51.58	6,000*	2,721*	2,721*	6,000*	2,721*	2,721*	6,000*	2,721*	6,000*	2,721*	
130		39.62	161' 6"	49.24	5,000*	2,267*	2,267*	5,000*	2,267*	2,267*	5,000*	2,267*	5,000*	2,267*	
140		42.67	152' 9"	46.56	4,100*	1,859*	1,859*	4,100*	1,859*	1,859*	4,100*	1,859*	4,100*	1,859*	
150		45.72	142' 8"	43.49	3,300*	1,496*	1,496*	3,300*	1,496*	1,496*	3,300*	1,496*	3,300*	1,496*	
160		48.77	131' 0"	39.93	2,600*	1,179*	1,179*	2,600*	1,179*	1,179*	2,600*	1,179*	2,600*	1,179*	
170		51.82	117' 2"	35.72	2,100*	952*	952*	2,100*	952*	952*	2,100*	952*	2,100*	952*	
180		54.86	27' 9"	30.58	—	—	—	—	—	—	—	—	—	—	
190		57.91	78' 3"	23.86	—	—	—	—	—	—	—	—	—	—	

Not applicable

Measured vertically from center of boom head sheave to ground with machine standing on tires.

Capacities for 360° swing applicable only when front center jack and front and rear outriggers are set in proper working position.

Notes — lifting crane capacities; tubular boom with open throat top section.

- The capacities included in this chart are the maximum allowable, and are based on machine standing level on firm supporting surface under ideal job conditions. Capacities are based on 85% of minimum tipping loads unless marked with an asterisk (\*).
  - Asterisk indicates capacities are based on factors other than those which would cause a tipping condition.
- Capacities are based on freely suspended loads and make no allowance for such factors as the effect of wind, supporting surface conditions, inflation of tires, and operating speeds. Operator must reduce load ratings accordingly to take such conditions into account. Deduction from rated capacities must be made for weight of jib, hook block, ball/hook, sling, spreader bar, or other suspended gear.

- Boom lengths exceeding 140' (42.67 m) — boom midpoint suspension pendants required.
- Main boom lengths must not exceed 200' (60.96 m).
- For lifting 150,000 lbs. (68,038 kg), minimum 9-part load hoist line (3/4" — 19 mm — diameter, Type "N" wire rope) is required. Check parts of line required for all capacities.
- Jib cannot be used on boom lengths less than 40' (12.19 m) or longer than 190' (57.91 m).
- Refer to charts page 1 when rigging machine with boom and boom plus jib.
- Machine equipped with "AB" upper counterweight — do not swing over side until outriggers have been set.
- Telescopic boom live mast, pinned in extended 23' (7.01 m) position, required for all open throat boom capacities.

- Least stable position is over side.
- When handling loads on main load hoist line with jib mounted on boom, reduce rated boom capacities as follows to compensate for jib weights —
  - 20' (6.10 m) jib — 1,600 lbs. (726 kg)
  - 30' (9.14 m) jib — 1,900 lbs. (862 kg)
  - 40' (12.19 m) jib — 2,200 lbs. (998 kg)
  - 50' (15.24 m) jib — 2,500 lbs. (1,134 kg)
- When making lifts on outriggers, machine must be level and supported on fully extended and set outriggers with tires free of supporting surface.
- Capacities apply only to the machine as originally manufactured and normally equipped by FMC Corporation, Cable Crane and Excavator Division.

GENERAL INFORMATION ONLY



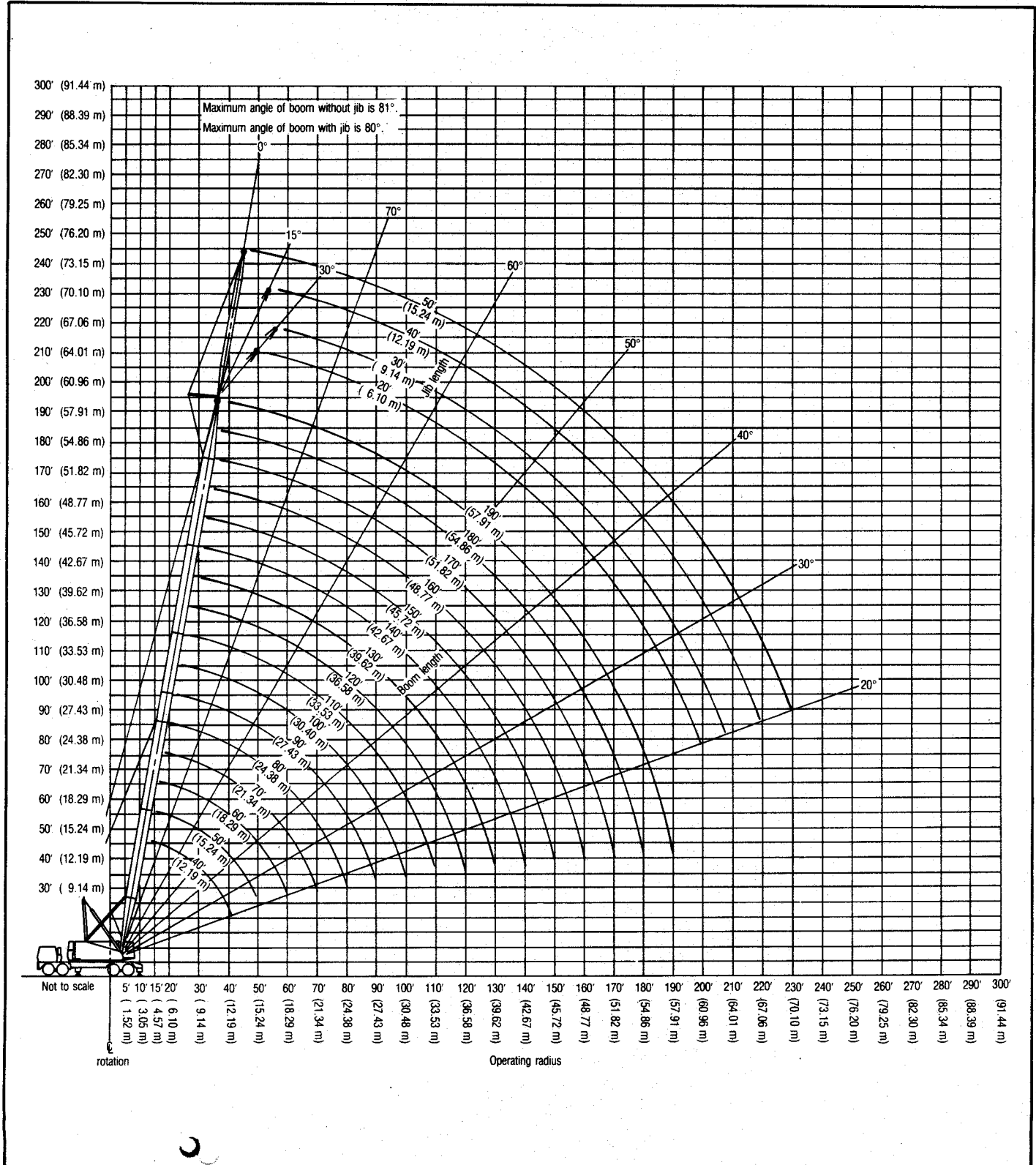
# HC-138A boom/jib working ranges — open throat boom

**Boom** — tubular; 54" (1.37 m) wide, 44" (1.12 m) deep with open throat top section, 1 1/4" (32 mm) diameter boom pendants, boom live mast, and boom midpoint suspension pendants as required.

**Jib** — tubular; 30" (0.76 m) wide, 24" (0.61 m) deep.

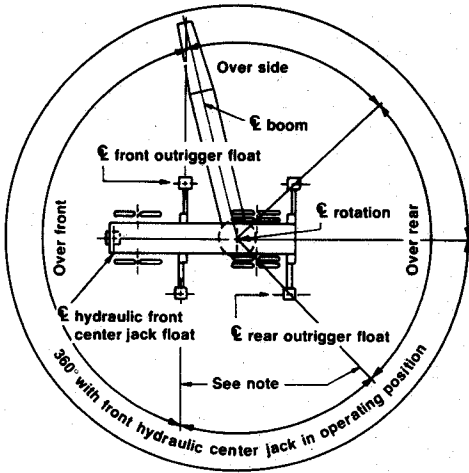
**Counterweights** — Refer to charts page 1.

**Mounting** — rubber tire mobile base:  
FMC 8 x 4 drive, 260" (6.60 m) wheelbase,  
11' 0" (3.35 m) wide.

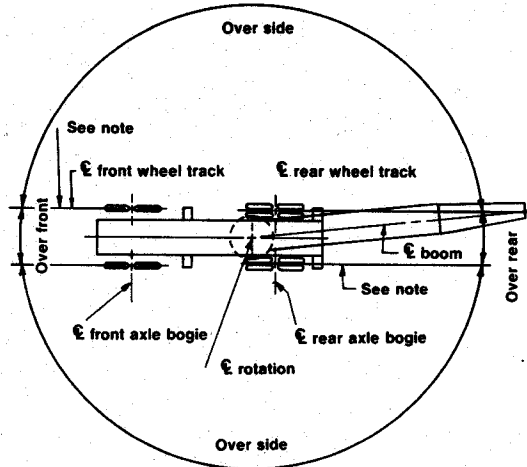




# HC-138A working areas



Rubber tire mobile base on outriggers



Rubber tire mobile base on tires

**Note:** These lines determine the limiting position of any load for operation within working areas indicated.

**GENERAL INFORMATION ONLY**

We are constantly improving our products and therefore reserve the right to change designs and specifications.



**FMC Corporation Cable Crane and Excavator Division Cedar Rapids Iowa 52406**

Link-Belt® cranes & excavators manufactured in: Cedar Rapids Iowa • Lexington & Bowling Green Kentucky • Ontario Canada • Milan Italy • Queretaro Mexico & Nagoya Japan (under license)



**Link-Belt® HC-138A Performance Specifications****GENERAL INFORMATION ONLY****Boom live mast — lifting capacities when used as short boom ①**

Extended mast only		Upper without counterweight				Upper with "A" or "AB" counterweight	
Load radius		On tires		On outriggers		On outriggers only	
Feet	meters	Pounds	kilograms	Pounds	kilograms	Pounds	kilograms
10' to 13' ②	3.05 to 3.96	30,000	13 608	30,000	13 608	30,000	13 608
13' to 19'	3.96 to 5.79	18,000	8 165	30,000	13 608	30,000	13 608
19' to 25'	5.79 to 7.62	12,000	5 443	18,000	8 165	18,000	8 165

① Boom live mast must be fixed in extended 23' (7.01 m) long position when used as short boom. Use of live mast as short boom is intended for machine assembly or disassembly only. It should not be used for general crane service. Lifting maximum 30,000 lbs. 13 608 kg capacity requires 3-parts 3/4" (19 mm) diameter Type "N" wire rope.

② Live mast must never be operated at less than 10' (3.05 m) radius.

**Wire rope and rope drum data****Main load hoist wire rope length — for tubular booms using 3/4" (19 mm) diameter wire rope. ①②**

Parts of line	Boom lengths															
	25' (7.62 m) ③		30' (9.14 m) ③		40' (12.19 m)		50' (15.24 m)		60' (18.29 m)		70' (21.34 m)		80' (24.38 m)		90' (27.43 m)	
	Feet	meters	Feet	meters	Feet	meters	Feet	meters	Feet	meters	Feet	meters	Feet	meters	Feet	meters
1	75	22.86	85	25.91	105	32.00	125	38.10	145	44.20	165	50.29	185	56.39	205	62.48
2	105	32.00	120	36.58	150	45.72	180	54.86	210	64.01	240	73.15	270	82.30	300	91.44
3	135	41.15	155	47.24	195	59.44	235	71.63	275	83.82	315	96.01	355	108.20	395	120.40
4	165	50.29	190	57.91	240	73.15	290	88.39	340	103.63	390	118.87	440	134.11	490	149.35
5	195	59.44	225	68.58	285	86.87	345	105.16	405	123.44	465	141.73	525	160.02	585	178.31
6	225	68.58	260	79.25	330	100.58	400	121.92	470	143.26	540	164.59	610	185.93	680	207.26
7	255	77.72	295	89.92	375	114.30	455	138.68	535	163.07	615	187.45	695	211.84	775	236.22
8	285	86.87	330	100.58	420	128.02	510	155.45	600	182.88	690	210.31	780	237.74	870	255.18
9	315	96.01	365	111.25	465	141.73	565	172.21	665	202.69	765	233.17	865	263.65	965	294.13
10	345	105.16	400	121.92	510	155.45	620	188.98	730	222.50	840	256.03	950	289.56		

Parts of line	Boom lengths															
	100' (30.48 m)		110' (33.53 m)		120' (36.58 m)		130' (39.62 m)		140' (42.67 m)		150' (45.72 m)		160' (48.77 m)		170' (51.82 m)	
	Feet	meters	Feet	meters	Feet	meters	Feet	meters	Feet	meters	Feet	meters	Feet	meters	Feet	meters
1	225	68.58	245	74.68	265	80.77	285	86.87	305	92.96	325	99.06	345	105.16	365	111.25
2	330	100.58	360	109.73	390	118.87	420	128.02	450	137.16	480	145.30	510	155.45	540	164.59
3	435	132.59	475	144.78	515	156.97	555	169.16	595	181.36	635	192.55	675	205.74	715	217.93
4	540	164.59	590	179.83	640	195.07	690	210.31	740	225.55	790	240.79	840	256.03	890	271.27
5	645	196.60	705	214.88	765	233.17	825	251.46	885	269.75	945	288.04				
6	750	228.60	820	249.94	890	271.27										
7	855	260.60	935	284.99												
8	960	292.61														

Parts of line	Boom lengths					
	180' (54.86 m)		190' (57.91 m)		200' (60.96 m)	
	Feet	meters	Feet	meters	Feet	meters
1	385	117.35	405	123.44	425	129.54
2	570	173.74	600	182.88	630	192.02
3	755	230.12	795	242.32	835	254.51
4	940	286.51	990	301.75		

① Hammerhead boom lengths: 25' to 200' (7.62 to 60.96 m).

② Open throat boom lengths: 40' to 200' (12.19 to 60.96 m).

③ Hammerhead boom only.

**HC-138A performance specifications****GENERAL INFORMATION ONLY****Wire rope and rope drum data — (continued)****Jib load hoist rope lengths (whipline) — using 3/4" (19 mm) diameter wire rope**

Jib length	Parts of line	Boom lengths															
		40' (12.19 m)		50' (15.24 m)		60' (18.29 m)		70' (21.34 m)		80' (24.38 m)		90' (27.43 m)		100' (30.48 m)		110' (33.53 m)	
		Feet	meters	Feet	meters	Feet	meters	Feet	meters	Feet	meters	Feet	meters	Feet	meters	Feet	meters
20' (6.10 m)	1	165	50.29	185	56.39	205	62.48	225	68.58	245	74.68	265	80.77	285	86.87	305	92.96
	2	230	70.10	260	79.25	290	88.39	320	97.54	350	106.68	380	115.82	410	124.97	440	134.11
30' (9.14 m)	1	185	56.39	205	62.48	225	68.58	245	74.68	265	80.77	285	86.87	305	92.96	325	99.06
	2	260	79.25	290	88.39	320	97.54	350	106.68	380	115.82	410	124.97	440	134.11	470	143.26
40' (12.19 m)	1	205	62.49	225	68.58	245	74.68	265	80.77	285	86.87	305	92.96	325	99.06	345	105.16
	2	290	88.39	320	97.54	350	106.68	380	115.82	410	124.97	440	134.11	470	143.26	500	152.40
50' (15.24 m)	1	225	68.58	245	74.68	265	80.77	285	86.87	305	92.96	325	99.06	345	105.16	365	111.25
	2	320	97.54	350	106.68	380	115.82	410	124.97	440	134.11	470	143.26	500	152.40	530	161.54

Jib length	Parts of line	Boom lengths															
		120' (36.58 m)		130' (39.62 m)		140' (42.67 m)		150' (45.72 m)		160' (48.77 m)		170' (51.82 m)		180' (54.86 m)		190' (57.91 m)	
		Feet	meters	Feet	meters	Feet	meters	Feet	meters	Feet	meters	Feet	meters	Feet	meters	Feet	meters
20' (6.10 m)	1	325	99.06	345	105.16	365	111.25	385	117.35	405	123.44	425	129.54	445	135.64	465	141.73
	2	470	143.26	500	152.40	530	161.54	560	170.69	590	179.83	620	188.98	650	198.12	680	207.26
30' (9.14 m)	1	345	105.16	365	111.25	385	117.35	405	123.44	425	129.54	445	135.64	465	141.73	485	147.83
	2	500	152.40	530	161.54	560	170.69	590	179.83	620	188.98	650	198.12	680	207.26	710	216.41
40' (12.19 m)	1	365	111.25	385	117.35	405	123.44	425	129.54	445	135.64	465	141.73	485	147.83	505	153.92
	2	530	161.54	560	170.69	590	179.83	620	188.98	650	198.12	680	207.26	710	216.41	740	225.55
50' (15.24 m)	1	385	117.35	405	123.44	425	129.54	445	135.64	465	141.73	485	147.83	505	153.92	525	160.02
	2	560	170.69	590	179.83	620	188.98	650	198.12	680	207.26	710	216.41	740	225.55	770	234.70

**Drum wire rope capacities**

Wire rope layer	Front or rear drum — 14" (0.36 m) root diameter smooth lagging 3/4" (19 mm) wire rope				Third or boomhoist drum — 10 1/2" (0.27 m) root diameter smooth lagging 3/4" (19 mm) wire rope			
	Rope per layer		Total wire rope		Rope per layer		Total wire rope	
	Feet	meters	Feet	meters	Feet	meters	Feet	meters
1	77	23.47	77	23.47	60	18.29	60	18.29
2	84	25.60	161	49.07	67	20.42	127	38.71
3	91	27.74	252	76.81	74	22.56	201	61.26
4	98	29.87	350	106.68	81	24.69	282	85.95
5	104	31.70	454	138.38	88	26.82	370	112.78
6	111	33.83	565	172.21	Not applicable			
7	117	35.66	682	207.87				
8	124	37.80	806	245.67				
9	130	39.62	936	285.29				
10	135	41.15	1,071	326.44				

**Rope size and type**

Wire rope application	Size and type used
Boomhoist	3/4" (19 mm) diameter, Type "N"
Main load hoist	3/4" (19 mm) diameter, Type "N"
Jib load hoist (1-part)	3/4" (19 mm) diameter, Type "K"
Jib load hoist (2-part)	3/4" (19 mm) diameter, Type "N"
Third drum	3/4" (19 mm) diameter, Type "N"
Boom pendants	1 1/4" (32 mm) diameter, Type "N"
Boom midpoint suspension pendants	7/8" (22 mm) diameter, Type "N"
Jib frontstay line	3/4" (19 mm) diameter, Type "N"
Jib backstay line	3/4" (19 mm) diameter, Type "N"

Wire rope types
Type "K" — 19 x 7 non-rotating improved plow steel, preformed, wire rope center core.
Type "N" — 6 x 25 (6 x 19 class), filler wire, extra improved plow steel, preformed, independent wire rope center, right lay, regular lay.

**HC-138A performance specifications****GENERAL INFORMATION ONLY****Wire rope and rope drum data — (continued)**

Available line speed and line pull<sup>①</sup> — based on GM 6-71N diesel engine with Allison single stage torque converter developing maximum net horsepower as defined by P.C.S.A. Standard #1.

Attachment	Front or rear drum							Third drum						
	Root diameter	Wire rope diameter		Line speed first layer		Line pull first layer		Root diameter	Wire rope diameter		Line speed first layer		Line pull first layer	
		Inches	mm	F.p.m.	m/min	Pounds	kilograms		Inches	mm	F.p.m.	m/min	Pounds	kilograms
Crane	14" (0.36 m)	¾	19	107	32.61	37,200	16 874	10½" (0.27 m)	¾	19	88	26.82	42,200	19 142

Permissible line speed and pull<sup>①</sup> — based on Type "N" wire rope strength, single part line.

Attachment	Front or rear drum							Third drum						
	Root diameter	Wire rope diameter		Line speed first layer		Line pull first layer		Root diameter	Wire rope diameter		Line speed first layer		Line pull first layer	
		Inches	mm	F.p.m.	m/min	Pounds	kilograms		Inches	mm	F.p.m.	m/min	Pounds	kilograms
Crane	14" (0.36 m)	¾	19	169	51.51	16,800	7 620	10½" (0.27 m)	¾	19	142	43.28	16,800	7 620

Load hoisting performance — line speeds are maximum for full throttle operation (1,800 r.p.m. full load speed) with GM 6-71N diesel engine equipped with Allison single stage torque converter.

Front or rear drum — 14" (0.36 m) root diameter smooth laggings — using ¾" (19 mm) wire rope													
Line speed													
Single line load <sup>①</sup>		First layer rope				Fifth layer rope				Tenth layer rope			
		Standard		High speed <sup>②</sup>		Standard		High speed <sup>②</sup>		Standard		High speed <sup>②</sup>	
Pounds	kilograms	F.p.m.	m/min	F.p.m.	m/min	F.p.m.	m/min	F.p.m.	m/min	F.p.m.	m/min	F.p.m.	m/min
1,000	454	225	68.58	377	114.91	314	95.71	525	160.02	425	129.54	704	244.58
5,000	2 268	211	64.31	334	101.80	287	87.48	439	133.81	373	113.69	544	155.81
10,000	4 536	193	58.83	280	85.34	252	76.81			310	94.49		
15,000	6 804	176	53.64										
16,800	7 620	169	51.51										

Third drum — 10½" (0.27 m) root diameter smooth lagging — using ¾" (19 mm) wire rope							
Line speed							
Single line load <sup>①</sup>		First layer		Third layer		Fifth layer	
		F.p.m.	m/min	F.p.m.	m/min	F.p.m.	m/min
Pounds	kilograms	F.p.m.	m/min	F.p.m.	m/min	F.p.m.	m/min
1,000	454	181	55.17	229	69.80	276	84.12
5,000	2 268	172	52.43	213	64.92	253	77.11
10,000	4 536	159	48.46	193	58.83	223	67.97
15,000	6 804	146	44.50	173	52.73	196	59.74
16,800	7 620	142	43.28	167	50.90	188	57.30

① Maximum permissible load on single part of line — 16,800 lbs. (7 620 kg) for ¾" (19 mm) Type "N" wire rope; 12,400 lbs. (5 625 kg) for ¾" (19 mm) Type "K" wire rope.

② Machine equipped with optional high speed planetary drum drive units.

**HC-138A performance specifications****GENERAL INFORMATION ONLY****Wire rope and rope drum data — (continued)**

**Load hoisting performance** — line speeds are maximum for full throttle operation (1,800 r.p.m. full load speed) with GM 6-71N diesel engine equipped with Twin Disc 3 stage torque converter.

Single line load <sup>①</sup>		Front or rear drum — 14" (0.36 m) root diameter smooth laggings — using 3/4" (19 mm) wire rope											
		Line speed											
		First layer rope				Fifth layer rope				Tenth layer rope			
		Standard		High speed <sup>②</sup>		Standard		High speed <sup>②</sup>		Standard		High speed <sup>②</sup>	
Pounds	kilograms	F.p.m.	m/min	F.p.m.	m/min	F.p.m.	m/min	F.p.m.	m/min	F.p.m.	m/min	F.p.m.	m/min
1,000	454	271	82.60	460	140.21	381	116.13	646	196.90	518	157.89	879	267.92
5,000	2 268	247	75.29	386	117.65	339	103.39	478	145.69	421	128.32	599	182.58
10,000	4 536	217	66.14	309	94.18	270	82.30			344	104.85		
15,000	6 804	189	57.61										
16,800	7 620	185	56.39										

**Load hoisting performance** — line speeds are maximum for full throttle operation (2,000 r.p.m. full load speed) with GM 4-71N diesel engine equipped with Allison single stage torque converter.

Single line load <sup>1</sup>		Front or rear drum — 14" (0.36 m) root diameter smooth laggings — using 3/4" (19 mm) wire rope											
		Line speed											
		First layer rope				Fifth layer rope				Tenth layer rope			
		Standard		High speed <sup>②</sup>		Standard		High speed <sup>②</sup>		Standard		High speed <sup>②</sup>	
Pounds	kilograms	F.p.m.	m/min	F.p.m.	m/min	F.p.m.	m/min	F.p.m.	m/min	F.p.m.	m/min	F.p.m.	m/min
1,000	454	313	95.40	527	160.63	439	133.81	734	223.72	594	181.05	985	300.23
5,000	2 268	295	89.92	459	139.90	397	121.00	567	172.82	510	155.45	562	171.30
10,000	4 536	263	80.16	283	86.26	299	91.14			299	91.14		
15,000	6 804	199	60.66										
16,800	7 620	177	53.95										

**Load hoisting performance** — line speeds are maximum for full throttle operation (1,800 r.p.m. full load speed) with Cummins N855C220 diesel engine equipped with Twin Disc 3 stage torque converter.

Single line load <sup>①</sup>		Front or rear drum — 14" (0.36 m) root diameter smooth laggings — using 3/4" (19 mm) wire rope											
		Line speed											
		First layer rope				Fifth layer rope				Tenth layer rope			
		Standard		High speed <sup>②</sup>		Standard		High speed <sup>②</sup>		Standard		High speed <sup>②</sup>	
Pounds	kilograms	F.p.m.	m/min	F.p.m.	m/min	F.p.m.	m/min	F.p.m.	m/min	F.p.m.	m/min	F.p.m.	m/min
1,000	454	263	80.16	440	134.11	367	111.86	610	185.93	495	150.88	815	248.41
5,000	2 268	243	74.07	375	114.30	327	99.67	473	144.17	416	126.80	544	165.81
10,000	4 536	215	65.53	275	83.82	265	80.77			297	90.53		
15,000	6 804	183	55.78										
16,800	7 620	170	51.82										

① Maximum permissible load on single part of line — 16,800 lbs. (7 620 kg) for 3/4" (19 mm) Type "N" wire rope; 12,400 lbs. (5 625 kg) for 3/4" (19 mm) Type "K" wire rope.

② Machine equipped with optional high speed planetary drum drive units.

We are constantly improving our products and therefore reserve the right to change designs and specifications.



**FMC Corporation Cable Crane and Excavator Division Cedar Rapids Iowa 52406**

Link-Belt® cranes & excavators manufactured in: Cedar Rapids Iowa • Lexington & Bowling Green Kentucky • Ontario Canada • Milan Italy • Queretaro Mexico & Nagoya Japan (under license)