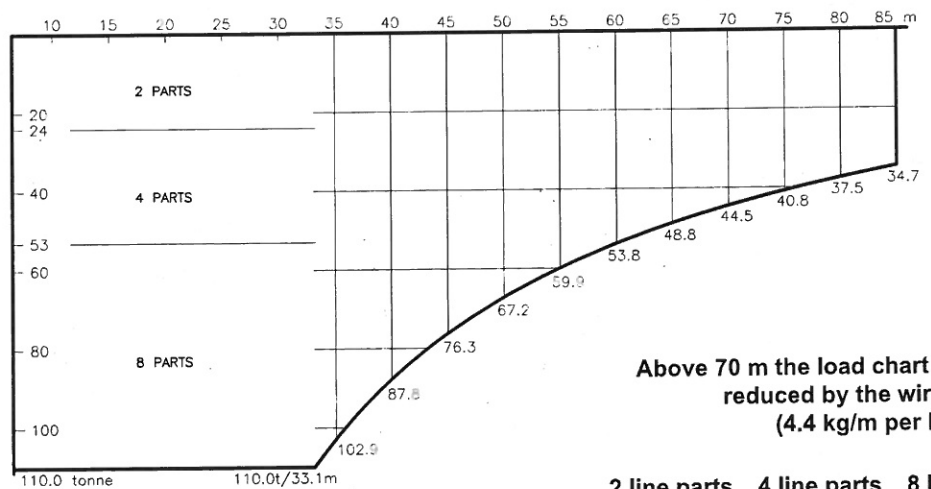
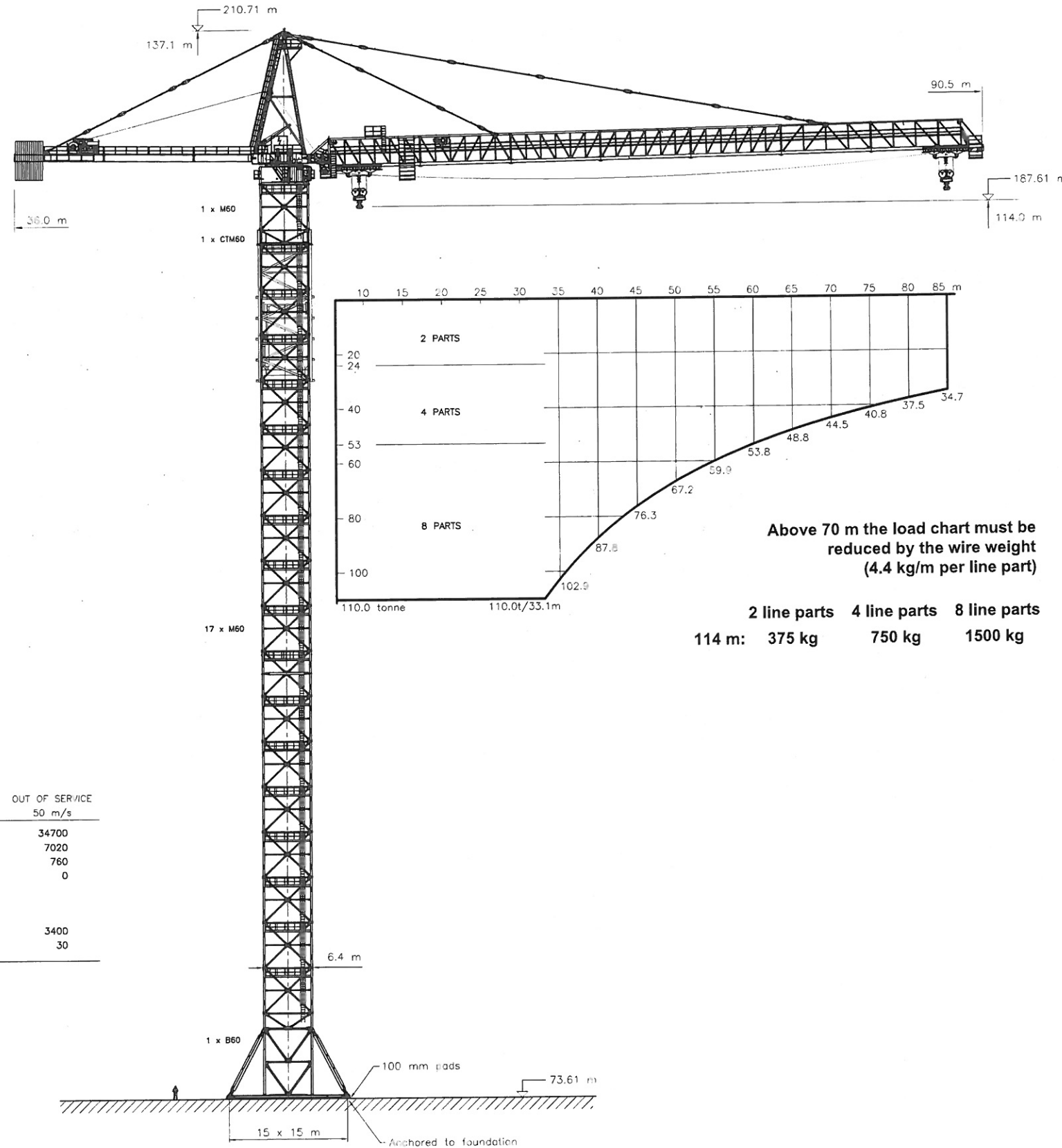


K4000 TC1

S/N 1561

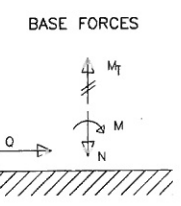
New phase 5-6

THIS DRAWING IS THE PROPERTY OF KRÖLL CRANES A/S AND MAY NOT BE REPRODUCED IN WHOLE OR PART WITHOUT PERMISSION.



Above 70 m the load chart must be reduced by the wire weight (4.4 kg/m per line part)

2 line parts 4 line parts 8 line parts
 114 m: 375 kg 750 kg 1500 kg



Wind speed	IN SERVICE	OUT OF SERVICE
	20 m/s	50 m/s
M (kNm)	48110	34700
N (kN)	8320	7020
O (kN)	215	760
M _T (kNm)	2500	0

Anchored to foundation, no ballast

Corner compression (kN)	4350	3400
Corner tension (kN)	350	30

PERFORMANCE

HOIST MOTOR	200 kW	
2 PARTS	0-4 t	0-120 m/min
	4-8 t	0-88 m/min
	8-16 t	0-56 m/min
	16-24 t	0-36 m/min
4 PARTS	0-8 t	0-60 m/min
	8-16 t	0-44 m/min
	16-32 t	0-28 m/min
	32-53 t	0-18 m/min
8 PARTS	0-16 t	0-30 m/min
	16-32 t	0-22 m/min
	32-64 t	0-14 m/min
	64-110 t	0-9 m/min
Trolley	0-50 t	0-60 m/min
	50-110 t	0-30 m/min
Trolley	0-110 t	0-0.4 rpm
	0-110 t	N/A

3 x 600 V	CONTROL VOLTAGE
60 Hz	24 VDC - 220 VAC

KONST: 140829 JL	PROJ	KRANTYPE	STR.	SAML	TEGN
TEGN: 140829 JL					
GDOK: 140829 JL					
ERSTATTER:	SKALA	OVERF.	OVERFLADE-BEHANDLING:	MATR.	
ERSTATTET AF:	1:300				
OPRINDELSE:	TOTALVEGT:	kg	ANT. TECHNING: 2 / 6	ANT. STYK:	
	TRANSPORTMÅL:	m ³	TITEL		
			K4000-85		
			TC1		
KRÖLL CRANES A/S NORDEKRAJVEJ 2 3540 LYNØE DENMARK PHONE: +45 48 187400 FAX: +45 48 188807 WWW.KROLLCRANES.COM			TEGN NR: C1-00.00090800-05		