



View thousands of Crane Specifications on FreeCraneSpecs.com



NEED THE BEST?

get a harlo.

HP8500/HP6500 powered by
CUMMINS

HARLO[®]
PRODUCTS

MATERIAL HANDLING DIVISION



THE HARLO REPUTATION FOR QUALITY

We build durable, reliable and rugged rough terrain forklifts that pick up more, lift loads higher and still maneuver the tight spots better.

And your new Harlo will do it all faster than the competition.

www.HARLO.com

1.800.391.4151





SERVICEABILITY

- Easy access
- Readily available parts
- Expert technical support
- Superior customer service

SAFETY

- A.N.S.I. B 56.6 safety compliant
- Excellent visibility
- Sturdy falling objects protection
- Sure footed stability
- Easy operator access



QUALITY

- Heavy gage steel construction
- Superior weld quality
- Assembled with pride
- O-ring seal hydraulic connections
- Over 50 years experience
- High resale value

RELIABILITY

- Long life
- Engineered for tough conditions
- Service support
- Drive line built to last
- Sealed electrical connections
- Heavy duty fasteners



PERFORMANCE

- Industry leading horse power
- Industry leading top speed
- Tight turning radius
- Best in class lift capacity



HARLO

Harlo's reputation as the best in the industry is no accident. As a third generation, family owned business we have served the rough terrain vertical mast industry since the late 40s.

That reputation for quality and dependability makes Harlo owners the most loyal customers out there. They know that buying a Harlo gives them the most for their money. Make sure your rough

terrain forklift is out on the job making you money—not sitting in the shop costing you. Make sure it's a Harlo.

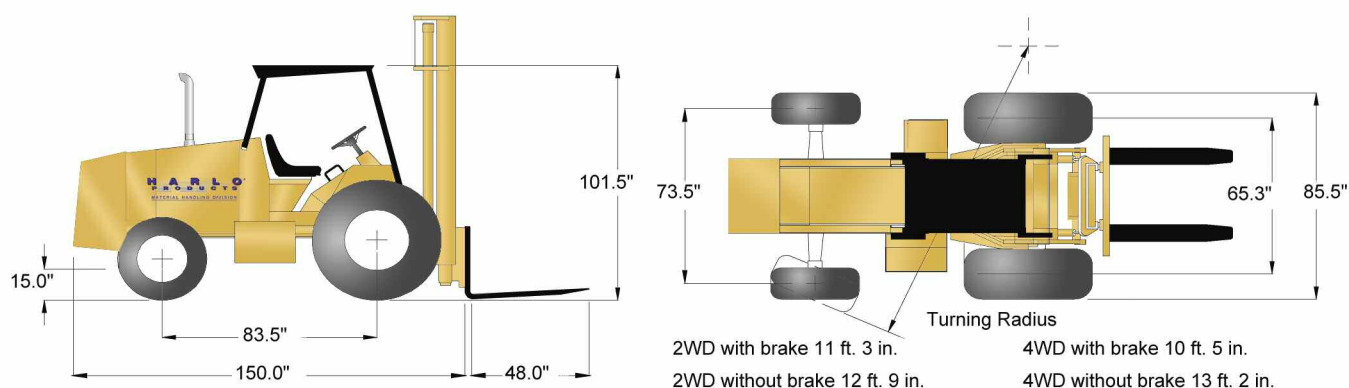
Featuring the most horsepower in its class, Harlo's HP Line is designed to go the extra mile. With low-end torque and increased lift capacity you can be more efficient and more profitable. Don't settle for less. When you need the best, get a Harlo.

www.HARLO.com

1.800.391.4151



HP8500/HP6500 powered by CUMMINS



MAST OPTIONS



CAPACITY	LIFT HEIGHT	OVERALL LOWERED	OVERALL EXTENDED	CARRIAGE WIDTH	2WD WEIGHT	4WD WEIGHT	FREE LIFT	CAPACITY AT 24" LOAD CENTER
6500 lbs	15 ft. 2 Stg.	125 in.	210 in.	60, 72 or 84 in.	13,122 lb.	13,458 lb.	none	6500# to 15'
	22 ft. 3 Stg.	125 in.	300 in.	60, 72 or 84 in.	13,742 lb.	14,032 lb.	none	6500# to 12', 4500# to 15', 2500# to 22'
	28 ft. 3 Stg.	146 in.	372 in.	60 in.	14,041 lb.	14,228 lb.	none	6500# to 12', 4500# to 15', 2500# to 22', 1000# to 28'
6500 lbs Free Lift	20 ft. 3 Stg.	117 in.	266 in.	60, 72 or 84 in.	13,840 lb.	14,130 lb.	80 in.	6500# to 12', 4500# to 15', 2500# to 20'
8500 lbs	15 ft. 2 Stg.	125 in.	212 in.	60, 72 or 84 in.	15,492 lb.	15,678 lb.	none	8500# to 15'
	16 ft. 3 Stg.	100 in.	228 in.	60, 72 or 84 in.	15,648 lb.	15,724 lb.	none	8500# to 12', 6500# to 16'
	22 ft. 2 Stg.	125 in.	300 in.	60, 72 or 84 in.	15,697 lb.	16,268 lb.	none	8500# to 12', 6500# to 15', 2500# to 22'
8500 lbs Free Lift	20 ft. 3 Stg.	117 in.	266 in.	60, 72 or 84 in.	15,852 lb.	16,174 lb.	80 in.	6500# to 12', 4500# to 15', 2500# to 20'

ENGINE

make/model/type	cummins QSB 4.5 electronic / 4 cycle diesel
aspiration	turbocharged / charge air cooled
number of cylinders	4
displacement	275 cubic inches
bore/stroke	4.21 inches / 4.88 inches
compression ratio	17.2:1
net engine horse power	110 hp at 2500 rpm
maximum net torque	360 ft-lbs at 1500 rpm
fuel injection	bosch common rail - electronic

DIMENSIONS

ht top overhead guard	101.5 in
wheel base	83.5 in
drive tread width	65.3 in
steer tread width - 2WD	68 in
steer tread width - 4WD	73.6 in
underclearance	15.0 in
mast tilt	30° forward; 11° rearward
overall width	85.5 in
overall length (less forks)	150 in



distributed by: