



STERLING CRANE



LIFTING CHARTS - Crawler Cranes

DEMAG MODEL CC 1800-1 - 330 TON CAPACITY

Specifications

Carrier performance

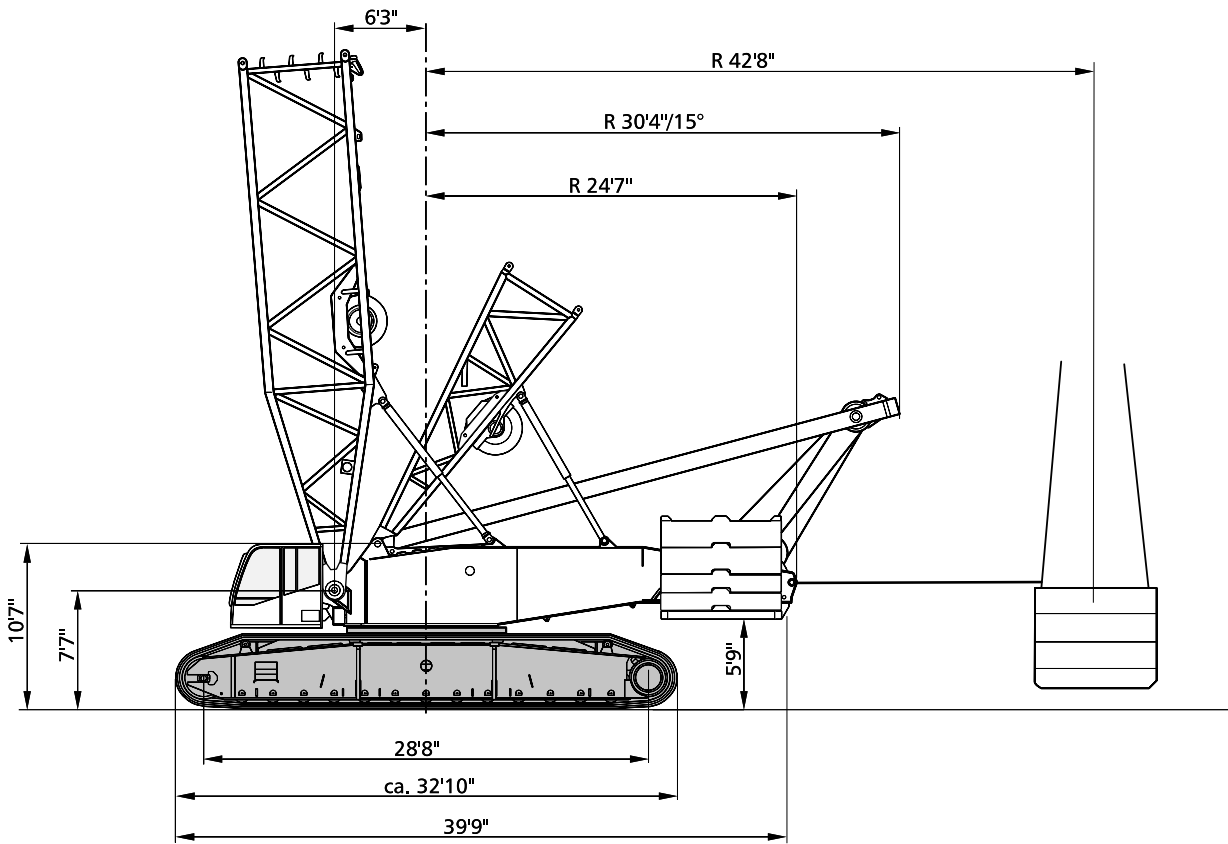
Travel speed	max. 1.24 mph
--------------	---------------

Ground pressure

Ground pressure (based on total weight of 438,000 lb)	1.22 lb/ft ²
---	-------------------------

Hook blocks

Capacity	Number of sheaves	Number of lines	Weight	„D“
661,400 lb	13	26	13,250 lb	11.4 ft
352,800 lb	7	13	10,600 lb	9.8 ft
176,400 lb	3	7	7,300 lb	8.2 ft
88,200 lb	1	3	3,800 lb	6.5 ft





STERLING CRANE

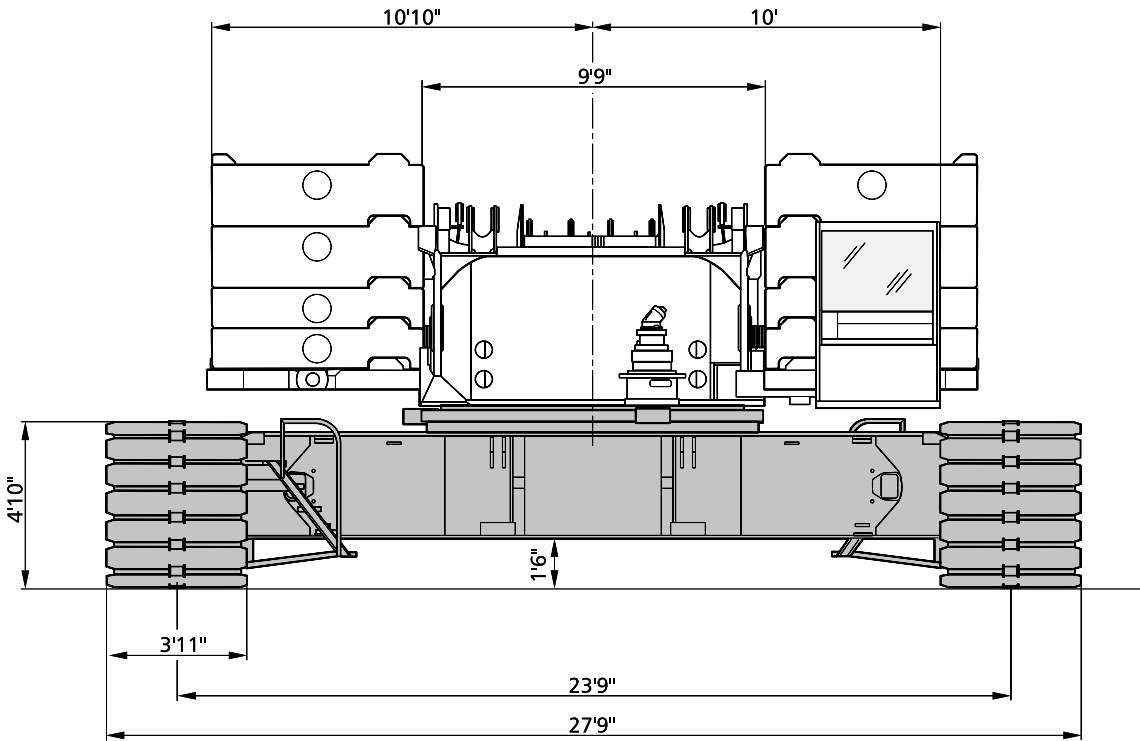
Specifications

Working speeds (infinitely variable)

Mechanisms	Speeds ¹⁾	Single line pull	Length of hoist rope
Hoist 1	max. 492 ft / min	30,700 lb / 27,200 lb ²⁾	3 200 ft
Hoist 2	max. 427 ft / min	30,700 lb / 27,200 lb ²⁾	2 200 ft
Boom derricking	max. 456 ft / min		
Boom hoist	max. 177 ft / min		
Jib luffing	max. 361 ft / min		
Slewing (RPM)	1.25		

1) top layer

2) without / with reeving effect considered



STERLING CRANE

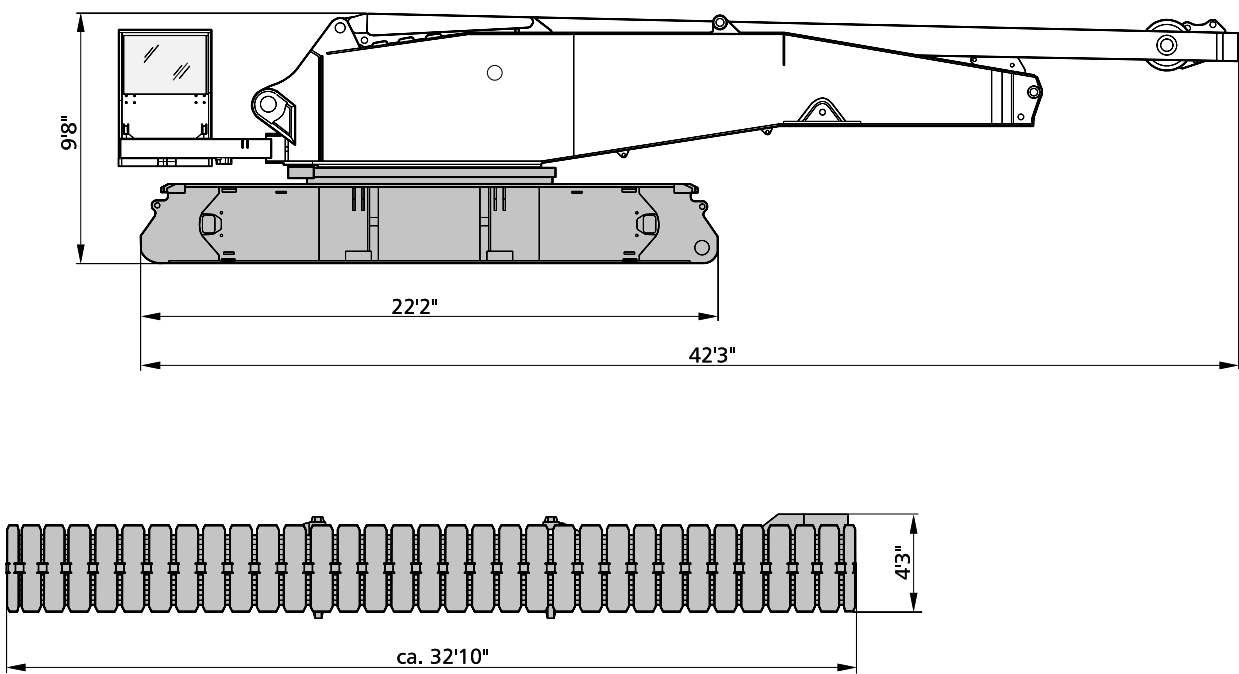
Specifications

Weights

Total weight incl. 198,400 lb counterweight, 59.0 ft SH boom and hook block	438,000 lb
Superstructure (with 3 winches, A-frame, carbody, self-assembly equipment)	130,000 lb
Superstructure (with 3 winches, A-frame and quick-connection)	86,000 lb
Superstructure (without winches H1, H2, without self-assembly equipment, with quick-connection)	66,000 lb
Carbody with jacks and quick-connection	44,000 lb
Crawlers with track shoes (3.93 ft)	2 x 50,700 lb

Machine versions

	Counterweight 198,400 lb	Add. counterweight 66,000 lb and central ballast 66,000 lb
Standard	●	
Option		●

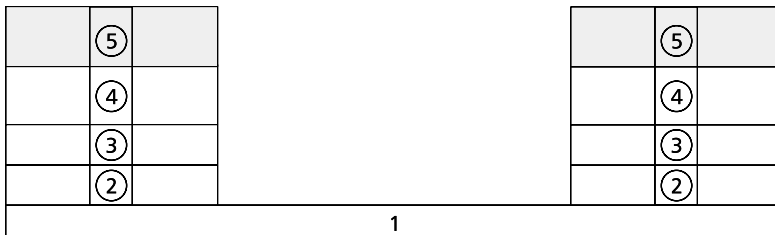




STERLING CRANE

Specifications

Counterweights on upper



Central ballast (CB)

