



ATLAS 100.1 – a truck loading crane

ATLAS 100.1 – a truck loading crane in the 100 kNm (10 mt) load moment category.

The ATLAS 100.1 is a crane based on a special design and safety concept.

ATLAS folding cranes with a linkage in the lifting-ram area have a much greater lifting capacity than conventional cranes.

The crane's operating range increases considerably at heavy loads; for example, a load can be lifted almost vertically from 0 to max. height.

With the "intelligent" SLC system, all movements that tend to increase load moment are continuously monitored, independent of the jib position, and automatically interrupted if necessary.

There is a series of additional safety devices such as:

- pilot-controlled load holding valves on the lifting, folding and extending rams, with line rupture protection and secondary safety devices (flanged directly to the rams).
- primary safety valve
- flow restrictor and anti-cavitation valves
- sequential control for the jib extension rams, in conjunction with a modern hydraulic system, to ensure that ATLAS cranes are capable of handling loads safely in any position.

The ATLAS 100.1 is noted in particular for the following features:

Innovative design using high-tensile fine-grain steel = low tare weight.

Low installed height = space-saving, compact transport position. Use of the latest production methods guarantees high quality and a long operating life.

Considerable hydraulic outreaches thanks to hexagonal-section jib elements with up to 3 x hydraulic extension = greater working range.

Precision fit of all sliding extensions.

Accurate location in all directions of movement.

Greater torsional forces are absorbed.

Material and design of sliding sections are matched to the system = good sliding properties, low friction, resistant to wear, long operating life, low maintenance costs.

The ATLAS 100.1's power and speed also make it ideal for grabbing work with a jib which can be extended out through one or two stages. The extended jib is short enough to permit it to be set down with a grab attached, even when the truck's tipper body is short.

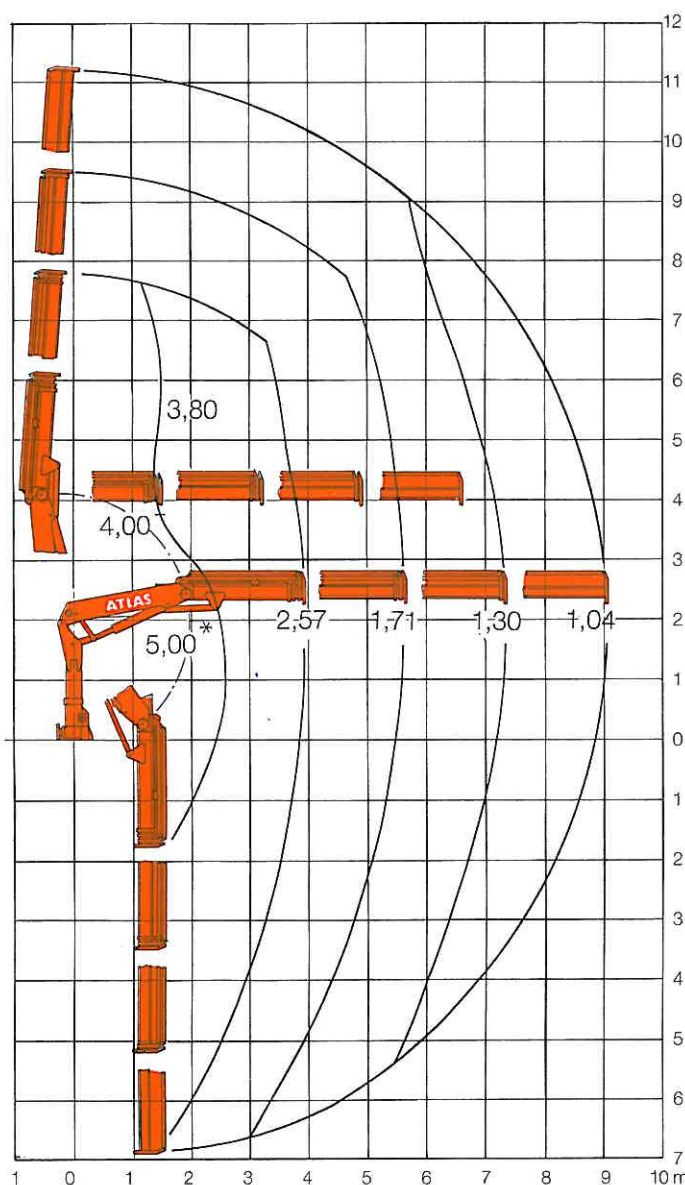
The ATLAS 100.1 is available in other V and T versions with extended lifting arm and telescopic jib. These versions are intended, for example, for the assembly industry, carpentry and roofing companies, the construction industry and breakdown recovery firms.

There is a wide range of accessories available for the ATLAS 100.1, for example:

upright control valves, control from a seat on the column, electronic cable or radio remote control, rope winch, personnel cage and a variety of working tool attachments.

The ATLAS loading crane 100.1 is designed according to the German industrial standard DIN 15018 and the DAST guideline 011. It complies with the directions of the equipment safety legislation, corresponds to the EU-machining directions and is marked with the CE-sign.

The ATLAS 100.1 is backed by the comprehensive ATLAS service organisation: a closely-knit network of customer service points that also guarantees a rapid supply of spare parts.



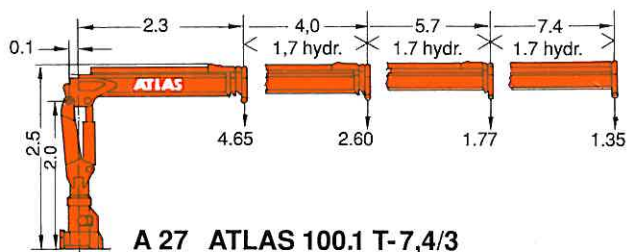
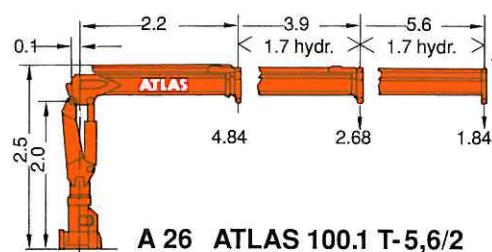
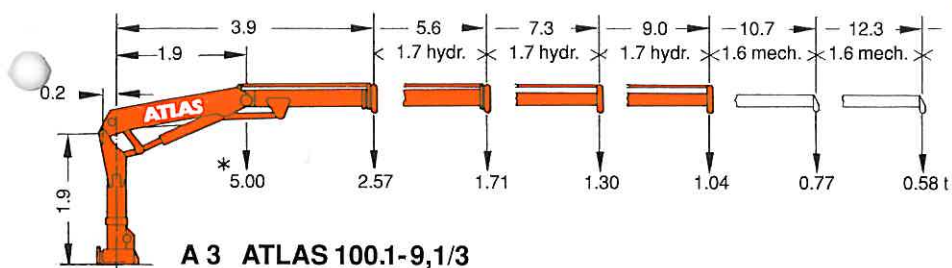
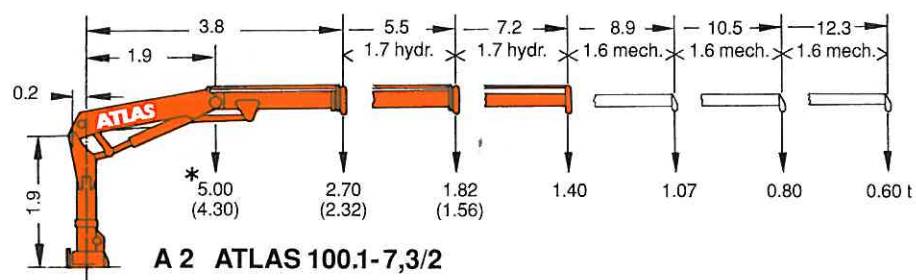
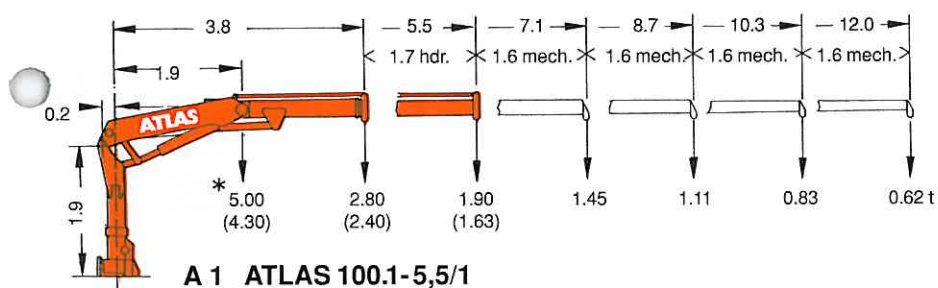
A3 ATLAS 100.1-9,1/3



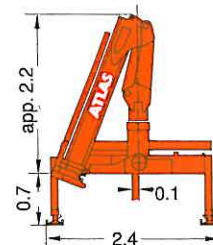
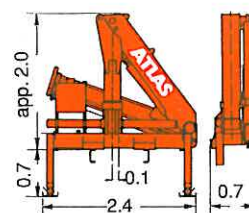
in the 100 kNm (10 mt) load moment category with

Technical Data	Load moment	Hydraulic ranges	With manual extensions		Load moment	Hydraulic ranges	With manual extensions
Basic unit A 1 with 1 × hydraulically extension	106.4 kNm	5.5 m	12.0 m	Basic unit A 11 with 1 × hydraulically extension	115.5 kNm	6.6 m	13.1 m
Basic unit A 2 with 2 × hydraulically extension	103.1 kNm	7.3 m	12.1 m	Basic unit A 12 with 2 × hydraulically extension	112.8 kNm	8.7 m	13.6 m
Basic unit A 3 with 3 × hydraulically extension	101.0 kNm	9.1 m	12.3 m	Basic unit A 13 with 1 × hydraulically extension	108.3 kNm	7.3 m	

Data of folding cranes at 7° boom position
For excavator operation and stationary mounting the working pressure should be reduced. *at additional load hook point on the jib.



Travel position



the "intelligent" **SE** SYSTEM

	Load moment	Hydraulic ranges	With manual extensions	Tare weight of standard crane	
Basic unit A 14 with 2 x hydraulically extension	105.6 kNm	9.0 m		Basic unit A 1 app. 1190 kg A 2 app. 1270 kg A 3 app. 1350 kg	Operating pressure B 2 max. 275 bars Recommended pump delivery rate 45 l/mn Slewing range 410 °
Basic unit A 21 with 3 x hydraulically extension	91.8 kNm	12.8 m	16.1 m	A 11 app. 1260 kg A 12 app. 1360 kg A 13 app. 1260 kg	Stabilizer spread, standard 3.5 m Stabilizer spread, extended 4.6/5.5 m Space required in transport position (A 1 to A 3) min. 0.7 x 2.4 m (A 11 to A 27) min. 0.6 x 2.4 m
Basic unit A 26 with telescopic boom 2 x hydr. extendable	106.5 kNm	5.6 m		A 14 app. 1350 kg A 21 app. 1700 kg A 26 app. 1120 kg	Weight of supports depending on version app. 165 to 255 kg
Basic unit A 27 with telescopic boom 3 x hydr. extendable	105.1 kNm	7.4 m		A 27 app. 1230 kg	Weight of hydraulic tank and oil app. 65 kg

